Form Ref. No. 208385

ADUR DISTRICT COUNCIL

Application For Planning Permission

TOWN AND COUNTRY PLANNING ACT, 1990

4 copies of this form required, together with plans and appropriate fee.
All measurements are to be given in metric.
If site relates to Lancing or Sompting, please submit 5 copies.

FOR OFFICIAL USE ONLY
Appl. No. AA/0107/07
Date Received
Fee 21 FEB 2007
Rem. List

Applicant's Details

Title	
Forenames	
Surname or Company/ Organisation	Impulse Leisure
Telephone	01903 524624
Email	

Do you have an agent? Yes

Address	Manor Road
	Lancing
	West Sussex
Postcode	BN15 0PH

Agent's Details

Title	Mr
Forenames	Bob
Surname	Scrivener
Telephone	01403 259400
Email Address	sportsctcy@aol.com

Address	227 St Leonards Road
	HORSHAM
	West Sussex
Postcode	RH13 6BE

Application Type

(a) Full planning permission (including changes of use) YES

(b) Outline planning permission

If 'Yes', state those matters to which this application relates (tick where appropriate)

- (i) Layout ☐
- (ii) Scale ☐
- (iii) External Appearance ☐
- (iv) The means of access ☐
- (v) Landscaping of the site ☐

(c) Renewal of a temporary permission

If 'Yes', state the Date
and Permission Application
and the Condition Number

(d) Permission for retention of building or continuance of use without complying with a condition imposed on a planning permission

If 'Yes', state the Date
and Permission Application
and the Condition Number

(e) Permission to develop land without complying with a condition imposed on a planning permission

If 'Yes', state the Date

and Permission Application

and the Condition Number

Land Details

Full address or location of the land to which this application relates

Lancing Manor Leisure Centre
Manor Road
Lancing
West Sussex
BN15 0PH

Does the applicant own or control any adjoining land? Yes

If 'Yes', this land must be edged blue on the location plan

Area of site (Hectares) 2.50

Dimensions of the application site and distances from the new buildings to boundaries must be clearly indicated on plans

Proposal Details

For Residential Developments, please enter the number of units (flats, bungalows, houses)
- for a Change of Use that REDUCES the number of units, please enter a negative(-) number.

Description of proposed development: Conversion of existing tennis courts to third generation football training area. Replacement of existing fencing. Replacement of existing floodlight fittings on existing columns.

(If residential development, state type if known, e.g. houses, bungalows, flats)

State whether the proposal involved:-

(i) New building(s) or structure(s) No

(ii) Alteration or extension of building(s) No

(iii) Construction of a new *vehicular* access to a highway No

Construction of a new *pedestrian* access to a highway No

(iv) Alteration of an existing *vehicular* access to a highway No

Alteration of an existing *pedestrian* access to a highway No

(v) Closure of existing access No

(vi) *Change of use only* No

Is there to be any 'furniture' placed on a street/highway? No

Use of Land

Particulars of **Use** of Building or Land: Please State

Present use: Tennis & Netball

If vacant, the last use:

Additional Information

(a) Is the application for industrial, office warehousing, storage, shopping, commercial purposes or places of public assembly? No

(b) Is the application for the winning or working of minerals? No

(c) Is the application for an agricultural dwelling or building? No

(d) Does the proposed development involve the demolition of any residential units? No

If 'Yes', how many units? Please indicate their position on plans

(e) Does the proposed development involve the felling of any trees? No If 'Yes', indicate their position on plans

(f) Does the proposed development involve any public right of way within the site? No If 'Yes', indicate their position on plans

(g) Does the proposed development involve demolition or alteration of a building or Special Architectural or Historic interest or demolition within a Conservation Area? No

If 'Yes', a separate application for **Listed Building Consent** or **Conservation Area Consent** may be necessary

(h) (i) How will surface water be disposed of? Via Soakaways

(ii) How will foul sewage be disposed of? N/A (e.g. mains, cesspit, etc.)

(i) Is there to be any 'furniture' placed on the street/highway? No

Process Description

Additional information required in respect of applications for Industrial, Office, Warehousing, Storage, Shopping, Rest and Nursing Homes, Commercial Purposes or Places of Public Assembly.

In the case of industrial development, give a description of the processes to be carried on and of the end products, and the type of plant or machinery to be installed. Please relate your answer to the 'Floor Areas & Uses' section.

Details of Proposal

Is the proposal related to an existing use on or near the site?

If 'Yes', please explain the relationship

Is this a proposal to replace existing premises in this area or elsewhere which have become obsolete, inadequate or otherwise unsatisfactory? ☐

If 'Yes', please give details including gross floor area of such premises and state your intentions in respect of those premises.

Details of Floor Areas and Uses - please specify in square metres

	Existing Floor Space or use (if any)	Proposed New Floor Space or use	Total Floor Space (Allow for any space lost)
What is the amount of industrial floor space?			
What is the amount of office floor space?			
What is the amount of retail floor space?			
What is the amount of storage or warehousing floor space?			
Other Use 1 (please specify)			
Other Use 2 (please specify)			
TOTALS			

Other Uses 1 or Comments/Information

Details of Staff

	Office		Industrial		Other	
	Male	Female	Male	Female	Male	Female
(i) Number of staff in existing premises on the site						
(ii) How many new staff will be employed on the site as a result of the development?						
(iii) If you propose to transfer staff from other premises, please give details of the numbers involved*						

**and details of the premises affected.*

Premises Details

In the case of restaurants, hotels, public houses, theatres, cinemas, meeting halls, Rest and Nursing homes, etc., please specify:

Type of Business

Public floor space (Total)

Seating capacity

Bar floor area (sq.m)

Single bedrooms

Double bedrooms

Parking & Traffic

What provisions have been made for parking, loading and unloading of vehicles within the curtilage on the site?

State number of car spaces

and Lorry spaces

What is the estimated vehicular traffic flow to the site during a normal working day?
Please include all vehicles

Separately specify those used by employees driving to work:

Waste

What is the nature of disposal of any trade effluents or trade refuse?

What is the volume of any trade effluents or trade refuse?

and the proposed means of disposal of any trade effluents or trade refuse?

Will the proposed use involve the use or storage of any hazardous substances?

If 'Yes', please indicate

Plans

List of drawings and plans submitted as part of the application - indicate drawing numbers and scales.
4 sets of all drawings are required.
Additional copies in respect of major applications will assist in determination of such applications.
All measurements are to be given in metric (89/617 EEC Directive).

Plan / Drawing	Number	Scale
Location Plan	SCC/LM/01	1:1250
Site Plan	SCC/LM/02	1:500
Court Plan	SCC/LM/03	1:200
Court Elevations and Construction Details	SCC/LM/10	1:200 & 1:20
Lighting Details and Light Spread Calculation		
Design and Acces Statement		

Fees

If a fee is submitted, please give the amount 405.00 Calculated Fee

I/WE APPLY FOR PLANNING PERMISSION AS DETAILED ABOVE ☑ Tick to agree to this statement.

Signed: ..... Impulse Leisure

On behalf of: (Insert applicant's name if signed by agent)

Certificate

Certificate under Section 65 of the Town and Country Planning Act 1990 (Article 7 of the T & CP (General Development Procedure) Order 1995. **N.B.** A signed certificate MUST accompany this application. If the applicant is the sole owner (a) the following certificate should be completed and signed.
'Owner' means a person having a freehold interest or tenancy the unexpired term of which was not less than 7 years

Certificate A

I certify that:
on the day 21 days before the date of the accompanying application nobody, except the applicant, was the owner of any part of the land to which the application relates.
None of the land to which the application relates is or is part of an agricultural holding.

Do you agree to these statements? Yes

OR

[ ] given requisite notice to every person other than [ ] who, on the day 21 days before the date of the application was a tenant of an agricultural holding on all or part of the land to which the application relates, as follows

Name of Tenant	Address at which Notice was served	Date on which Notice was served

Do you agree to these statements? [ ]

Signed: ..... Date: 12/02/2007

On behalf of: Impulse Leisure

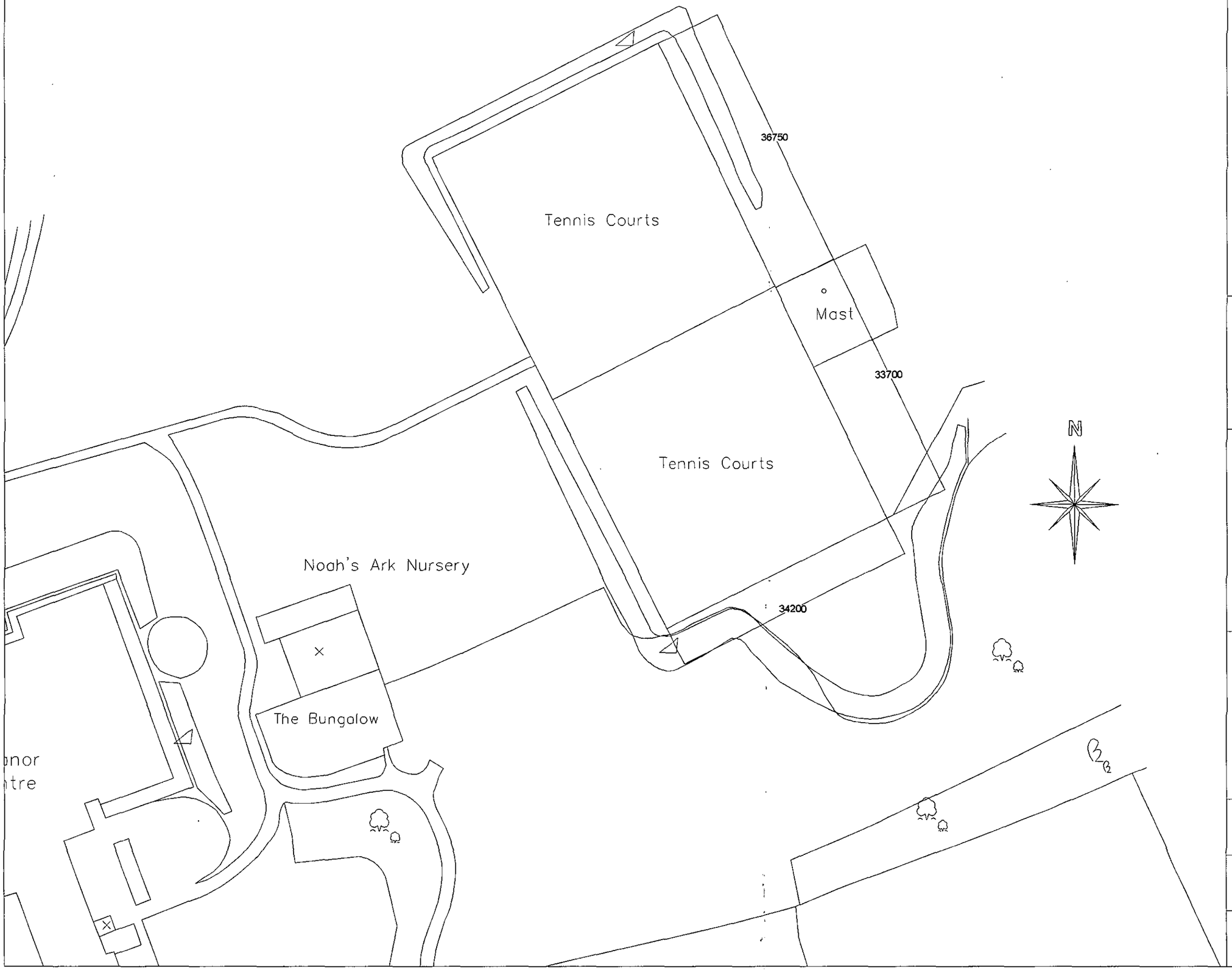

REVISIONS:

ADUR DISTRICT COUNCIL
PLANNING DIVISION

PLAN NO	ADC/01/07/07
DATE RECEIVED	21 FEB 2007

The Sports Construction Consultancy

227 St. Leonards Road, Horsham, RH13 6BE
Tel/Fax: 01403 259400
E-mail: SportsCtcy@aol.com
www.sportsconsultancy.net

REFURBISHMENT OF
EXISTING TENNIS COURTS

LANCING MANOR
MANOR ROAD
LANCING WEST SUSSEX
BN15 0PH

SITE PLAN AS EXISTING

January 2007

SCALE: 1:500
when printed @ A3 size.

SCC/LM/02

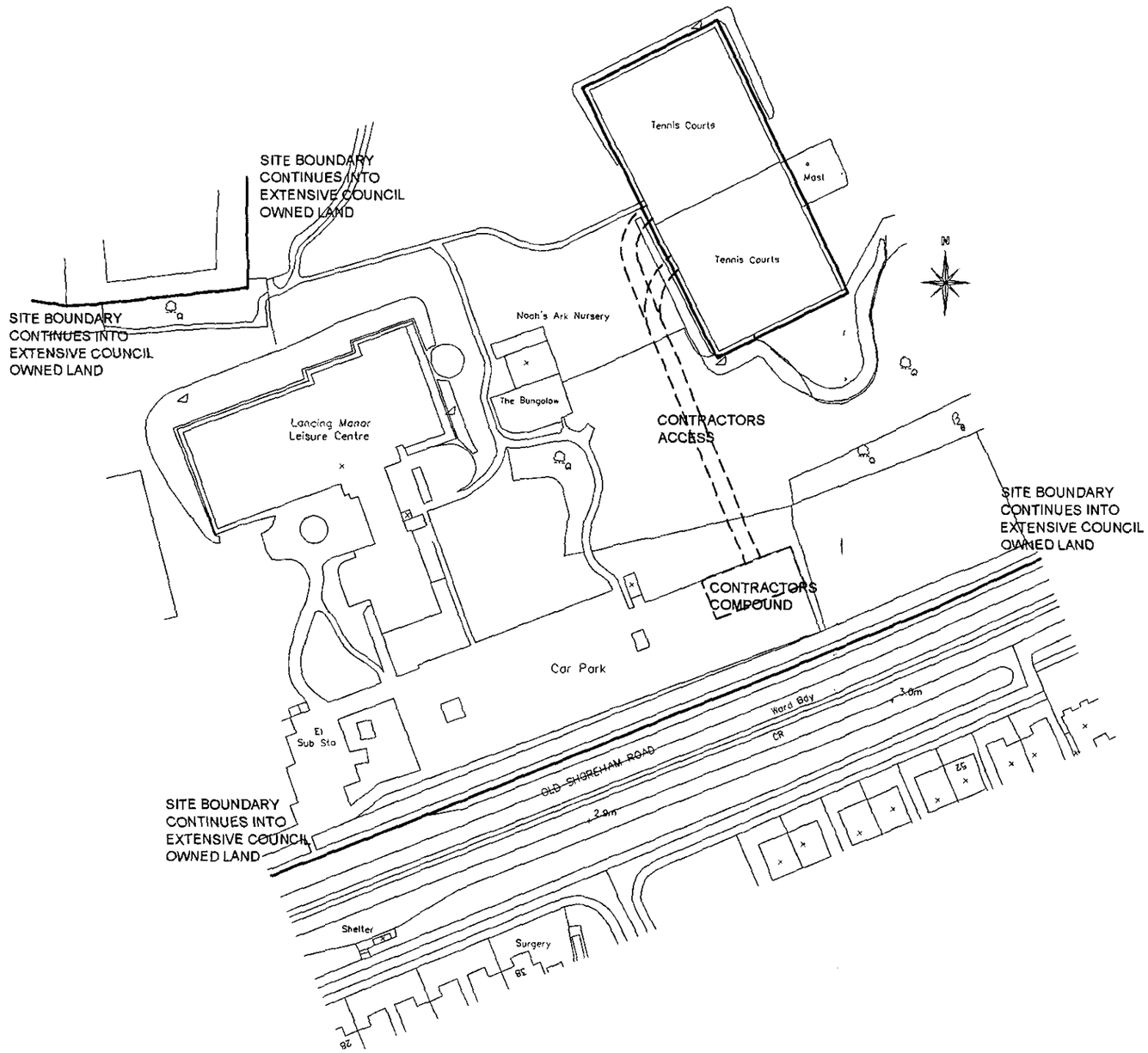

REVISIONS:

ADUR DISTRICT COUNCIL
PLANNING DIVISION
APP/01/07/09
DATE RECEIVED 21 FEB 2007

The Sports Construction Consultancy

227 St. Leonards Road, Horsham, RH13 6BE
Tel/Fax: 01403 259400
E-mail: SportsCncy@aol.com
www.sportsconsultancy.net

REFURBISHMENT OF
EXISTING TENNIS COURTS

LANCING MANOR
MANOR ROAD
LANCING WEST SUSSEX
BN15 0PH

LOCATION PLAN AS
EXISTING
(Showing contractors access

January 2007

SCALE: 1:1250
when printed @ A3 size.

SCC/LM/01

ADUR DISTRICT COUNCIL
PLANNING DIVISION
PLAN NO ADC/01/07/07
DATE RECEIVED 21 FEB 2007

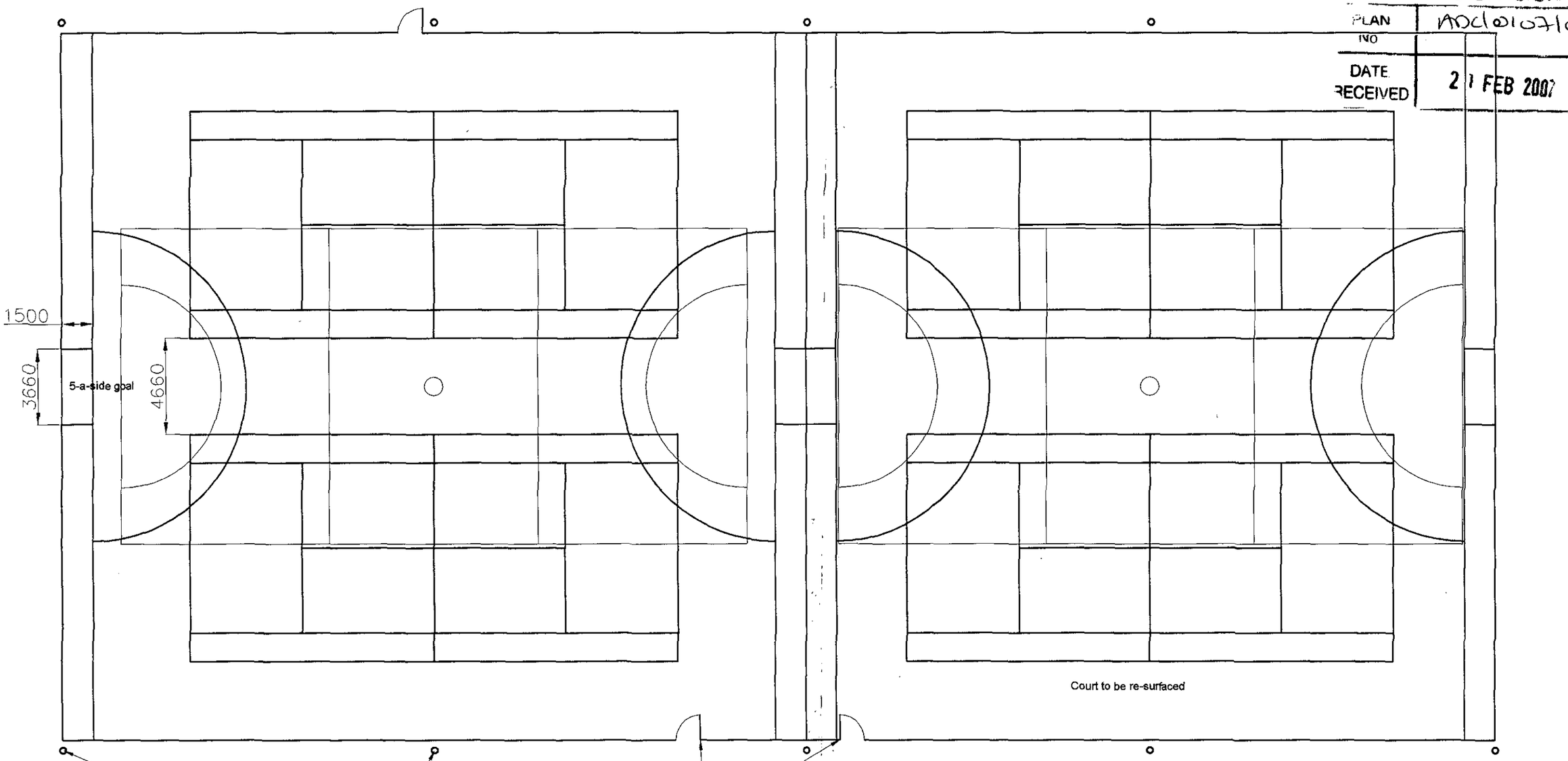

Existing 1.2 metre wide pedestrian entrance gates to be re-clad.

Existing floodlight columns with new floodlights.

Fencing:

Existing fencing to be removed and posts and gate frames retained and new fencing added as:-
3.66m high, 1.2m wide gates
358 Galvanised weld mesh to 1.2m high.
50 x 50 x 3m galvanised mesh to 3.66m

Floodlighting:

10 x 10m existing "Petitjean" floodlighting columns with new 16 x 1.0kw Metal Halide assymetric luminaires.

REVISIONS:

The Sports Construction Consultancy

227 St. Leonards Road, Horsham, RH13 6BE
Tel: 01403 259400
Fax: 01403 216250
E-mail: SportsCtcy@aol.com
www.sportsconsultancy.net

REFURBISHMENT OF EXISTING TENNIS COURTS

LANCING MANOR, MANOR ROAD
LANCING WEST SUSSEX, BN15 0PH

COURT PLAN

Feb 2007

SCALE: 1:200 when printed @ A3 size

SCC/LM/03

DISTRICT
PLANNING DIVISION
PLAN NO AOC/0107/07
DATE RECEIVED 21 FEB 2007

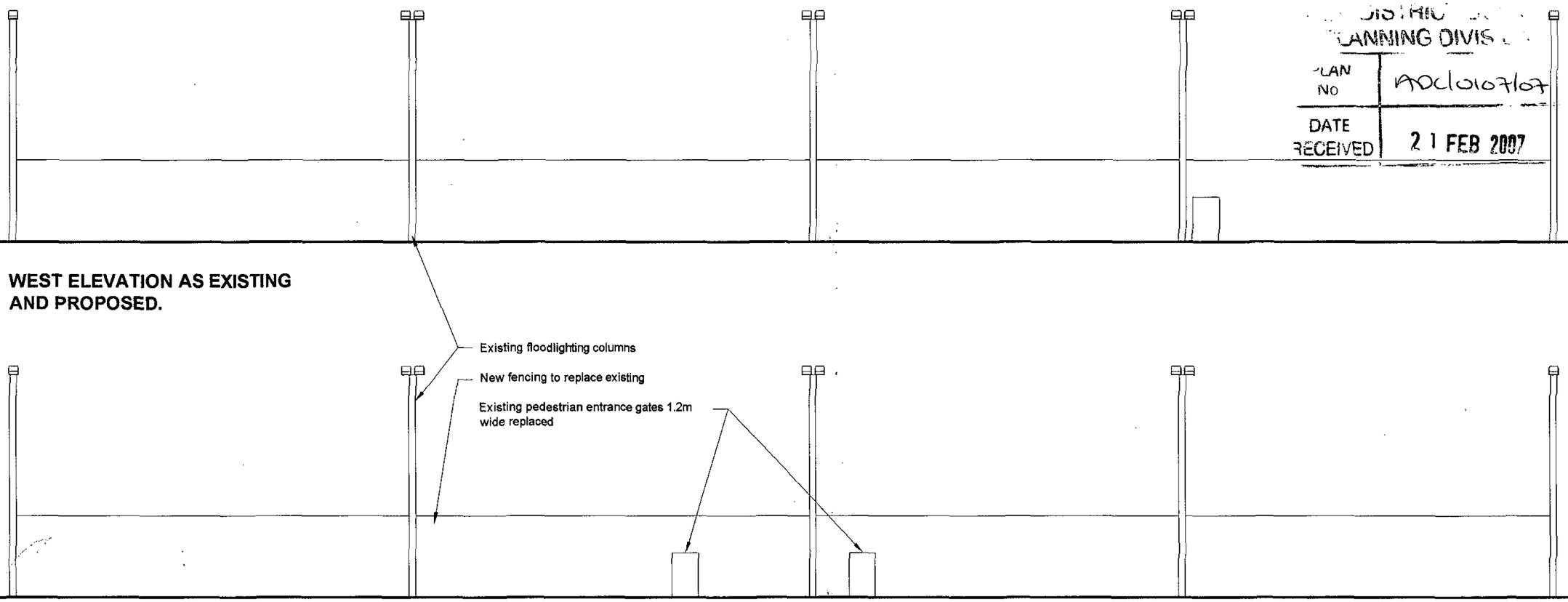

WEST ELEVATION AS EXISTING AND PROPOSED.

EAST ELEVATION AS EXISTING AND PROPOSED.



NORTH & SOUTH ELEVATIONS AS EXISTING AND PROPOSED.

Fencing:

Existing fencing to be removed and posts and gate frames retained and new fencing added as:-
3.66m high, 1.2m wide gates
358 Galvanised weld mesh to 1.2m high.
50 x 50 x 3m galvanised mesh to 3.66m

Floodlighting:

10 x 10m existing "Petitjean" floodlighting columns with new 16 x 1.0kw Metal Halide assymetric luminaires.

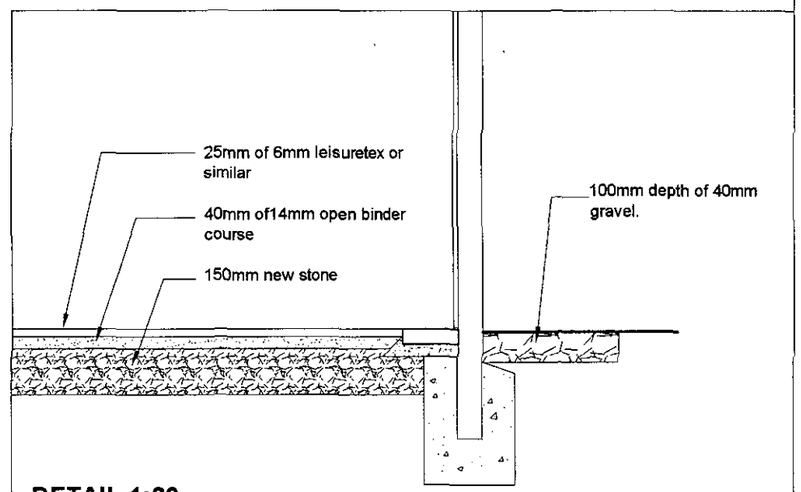

DETAIL 1:20
(to southern court)

REVISIONS:

The Sports Construction Consultancy

227 St. Leonards Road, Horsham, RH13 6BE
Tel: 01403 259400
Fax: 01403 216250
E-mail: SportsCtcy@aol.com
www.sportsconsultancy.net

REFURBISHMENT OF EXISTING TENNIS COURTS

LANCING MANOR, MANOR ROAD
LANCING WEST SUSSEX, BN15 0PH

COURT ELEVATIONS AND CONSTRUCTION DETAIL

Feb 2007

SCALE:1:200 & 1:20 when printed @ A3 size.

SCC/LM/10

LANCING MANOR LEISURE CENTRE
MANOR ROAD, LANCING
WEST SUSSEX BN15 0PH

DESIGN AND ACCESS STATEMENT

For the conversion of existing tennis and netball courts to 3rd generation football training area.

ADUR DISTRICT COUNCIL
PLANNING DIVISION

PLAN NO	AD/0107/07
DATE RECEIVED	21 FEB 2007

PREPARED BY

Sports Construction Consultancy
227 St. Leonards Road, Horsham,
West Sussex, RH13 6BE
TEL. 01403 259400

JANUARY 2007

THE SITE

The site is within the grounds of Lancing Manor Leisure centre and is currently four tennis courts in two blocks of two. The existing fencing is in poor condition and the existing floodlighting requires replacement.

Parking for the facility is part of the main Leisure Centre parking provision, which is considered to be adequate.

The courts are accessed by pathways from the centre.

THE PROPOSALS

The proposal is to replace the existing fencing retaining the existing posts and gate frames. To replace the existing floodlights with new luminaires installed onto the existing columns. To resurface the southern court area with new material and to remark the playing lines with tennis netball and soccer markings.

There are no proposed changes to the path access, which is considered adequate and suitable for wheelchair access.

There is an adequate parking provision for the existing uses and it is considered that the new use will create no additional parking demand.

Lancing Manor Leisure Centre

Refurbishment of MUGA Lighting

Date:	26-01-2006
Customer Representative:	Andy Dunton
Designer:	Ian Hounsham
Description:	Refurbishment based on re-using existing columns and replacing floodlights with the latest Optivision MVP507 using the 1kW MHN-LA metal halide lamp.

OUR DISTRICT COUNCIL
PLANNING DIVISION
ADC/0107/07
DATE RECEIVED 21 FEB 2007

The nominal values shown in this report are the result of precision calculations, based upon precisely positioned luminaires in a fixed relationship to each other and to the area under examination. In practice the values may vary due to tolerances on luminaires, luminaire positioning, reflection properties and electrical supply.

LTL Contracts
54 Lower Weybourne Lane
FARNHAM
Surrey GU9 9HP

Telephone: 01252 331456
Fax: 01252 331246
Mobile Phone: 07831 501855
E-Mail: ltlcontracts@btinternet.com

Table of Contents

1. Project Description **3**

1.1 3-D Project Overview 3
1.2 Top Project Overview 4

2. Summary **5**

2.1 General Information 5
2.2 Project Luminaires 5
2.3 Calculation Results 5

3. Calculation Results **6**

3.1 Court 1: Graphical Table 6
3.2 Court2: Graphical Table 7
3.3 Five-a-side Footbal1: Graphical Table 8
3.4 OVERSPILL: Graphical Table 9
3.5 OVERSPILL: Iso Contour 10
3.6 OVERSPILL: Filled Iso Contour 11
3.7 Court3: Graphical Table 12
3.8 Court4: Graphical Table 13
3.9 Five-a-side Footbal2: Graphical Table 14

4. Luminaire Details **15**

4.1 Project Luminaires 15

5. Installation Data **16**

5.1 Legends 16
5.2 Luminaire Positioning and Orientation 16

1. Project Description

1.1 3-D Project Overview

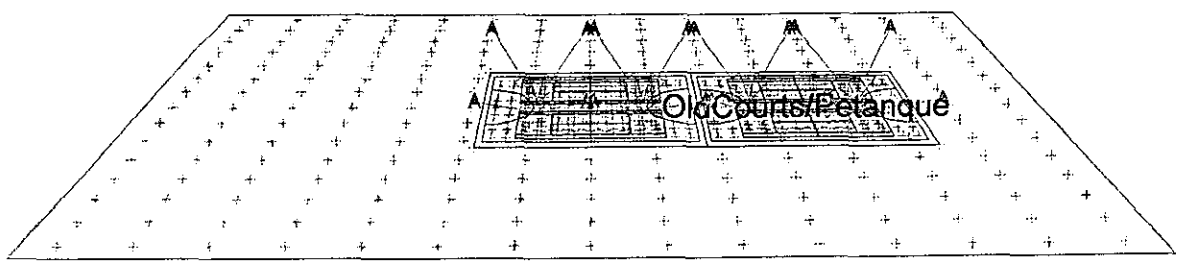

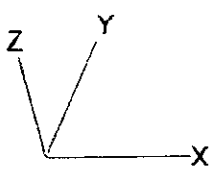

A ——▷ MVP507 WB/60

1.2 Top Project Overview



A ——▷ MVP507 WB/60

Scale
1:1000

2. Summary

2.1 General Information

The overall maintenance factor used for this project is 0.80.

2.2 Project Luminaires

Code	Qty	Luminaire Type	Lamp Type	Power (W)	Flux (lm)
A	16	MVP507 WB/60	1 * MHN-LA1000W/230V/842	1105.0	1 * 100000

The total installed power: 17.68 (kWatt)

Number of Luminaires Per Switching Mode:

Switching Mode	Luminaire Code	Power (kWatt)
	A	
ALL LIGHTS ON	16	17.68
Block1and2	8	8.84
Block3and4	8	8.84

Number of Luminaires Per Arrangement:

Arrangement	Luminaire Code	Power (kWatt)
	A	
col1/1	4	4.42
col1/2	4	4.42
col2/3	2	2.21
col2/4	2	2.21
col2/5	2	2.21
col2/6	2	2.21

2.3 Calculation Results

Switching Modes:

Code	Switching Mode
1	ALL LIGHTS ON
2	Block1and2
3	Block3and4

(Il)luminance Calculations:

Calculation	Switching Mode	Type	Unit	Ave	Min	Min/Ave
Court 1	2	Surface Illuminance	lux	360	291	0.81
Court2	2	Surface Illuminance	lux	360	291	0.81
Five-a-side Footbal1	2	Surface Illuminance	lux	325	215	0.66
OVERSPILL	1	Surface Illuminance	lux	66.9	0.0	0.00
Court3	3	Surface Illuminance	lux	360	291	0.81
Court4	3	Surface Illuminance	lux	360	291	0.81
Five-a-side Footbal2	3	Surface Illuminance	lux	325	215	0.66

3. Calculation Results

3.1 Court 1: Graphical Table

Block1and2

Grid : Court 1 at Z = 0.00 m
Calculation : Surface Illuminance (lux)

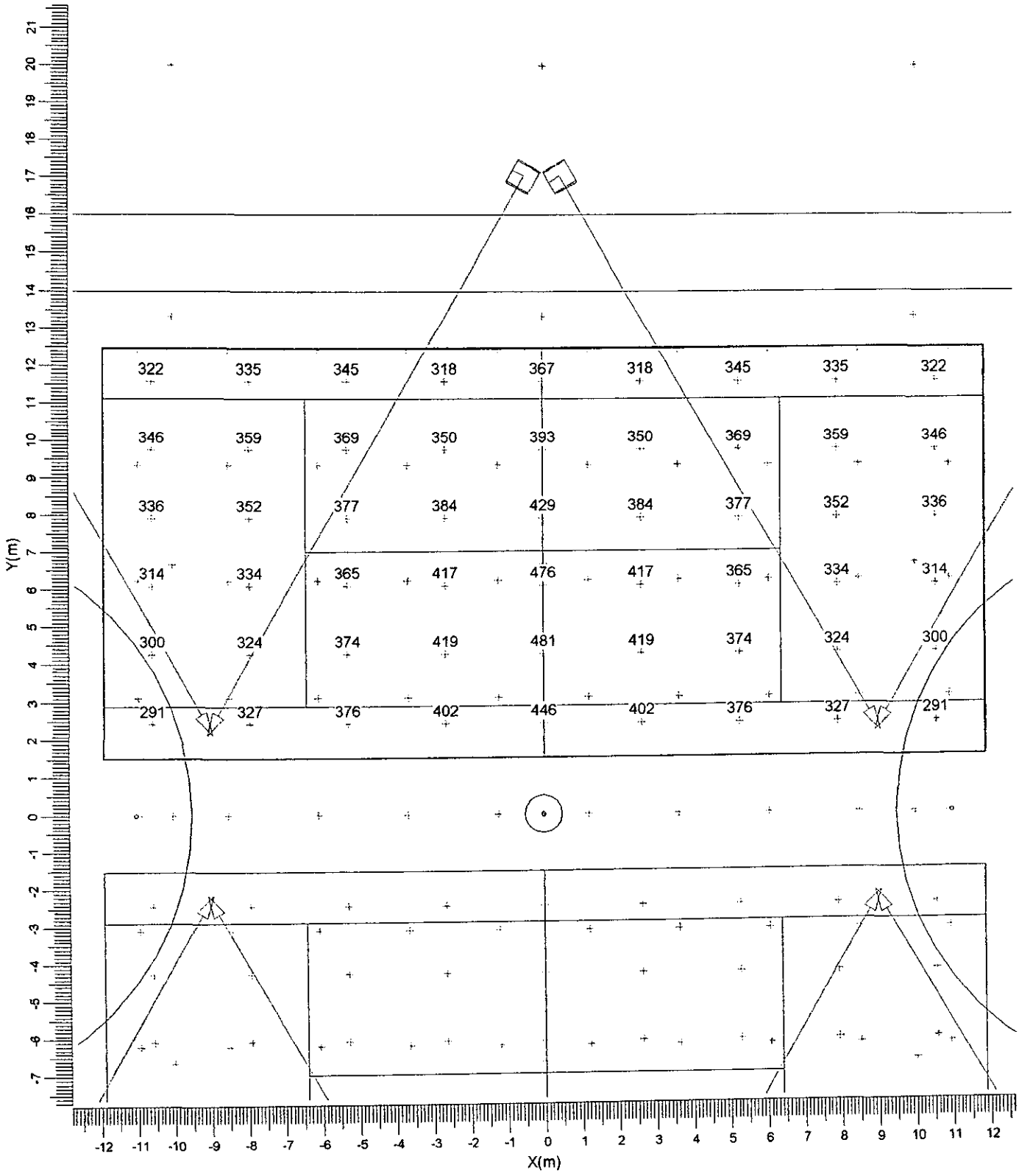

Average	Minimum	Min/Ave	Project maintenance factor	Scale
360	291	0.81	0.80	1:150

3.2 Court2: Graphical Table

Block1and2

Grid : Court2 at Z = 0.00 m
Calculation : Surface Illuminance (lux)

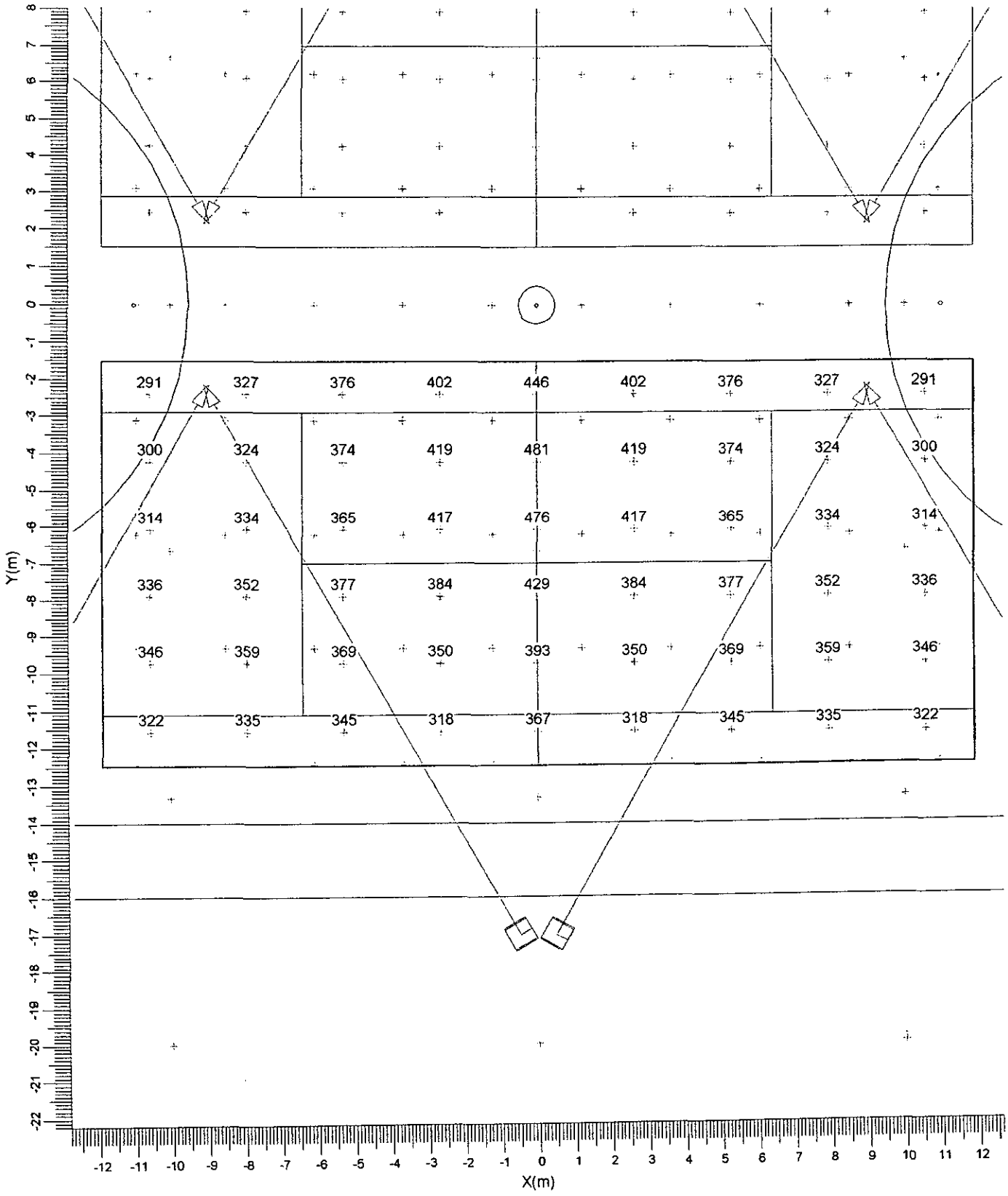

Average	Minimum	Min/Ave	Project maintenance factor	Scale
360	291	0.81	0.80	1:150

3.3 Five-a-side Footbal1: Graphical Table

Block1and2

Grid : Five-a-side Football at Z = 0.00 m
Calculation : Surface Illuminance (lux)

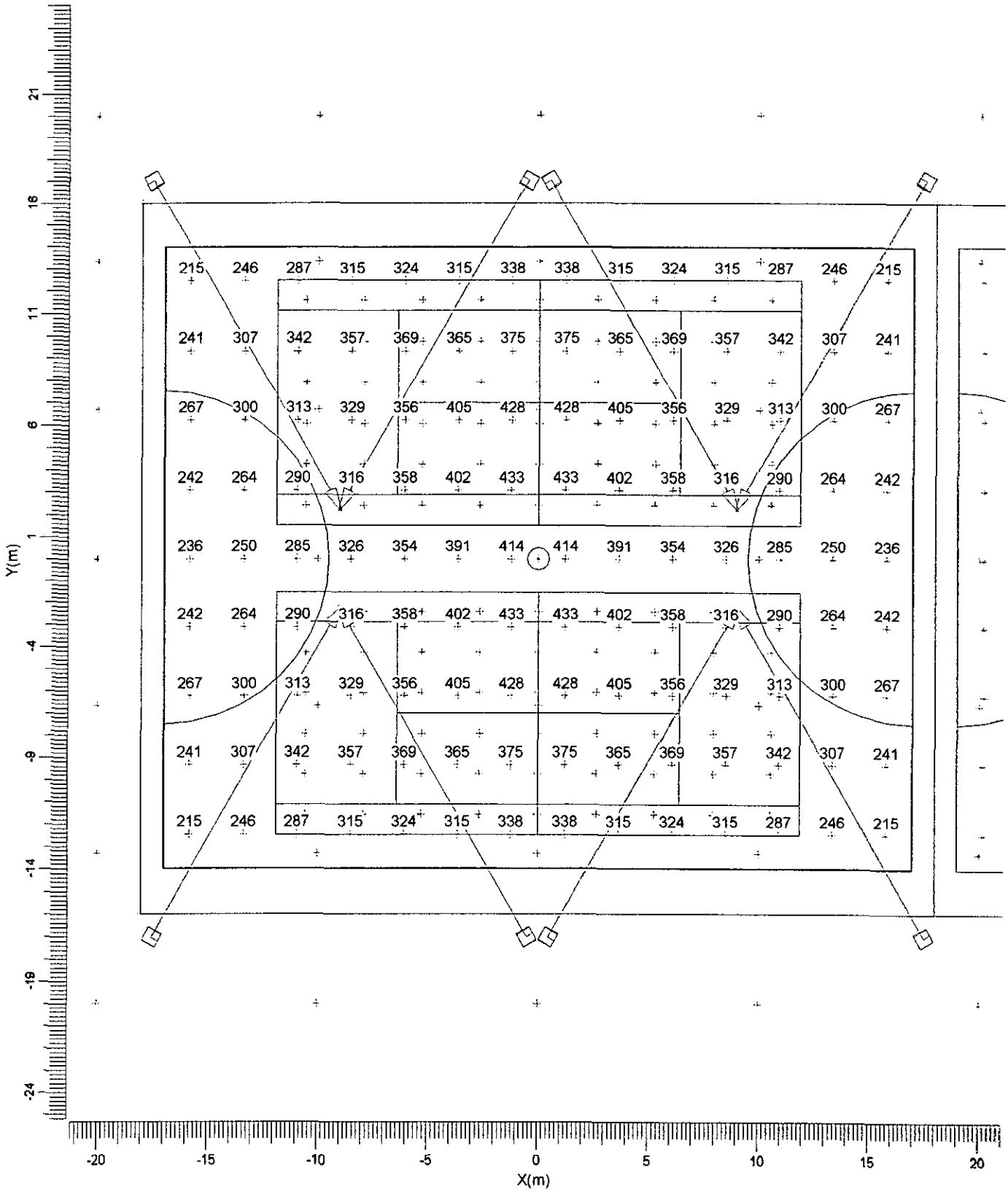

Average	Minimum	Min/Ave	Project maintenance factor	Scale
325	215	0.66	0.80	1:250

3.4 OVERSPILL: Graphical Table

ALL LIGHTS ON

Grid : OVERSPILL at Z = 0.00 m
Calculation : Surface Illuminance (lux)



Average	Minimum	Min/Ave	Project maintenance factor	Scale
66.9	0.0	0.00	0.80	1:1000

3.5 OVERSPILL: Iso Contour

ALL LIGHTS ON

Grid : OVERSPILL at Z = 0.00 m
Calculation : Surface Illuminance (lux)

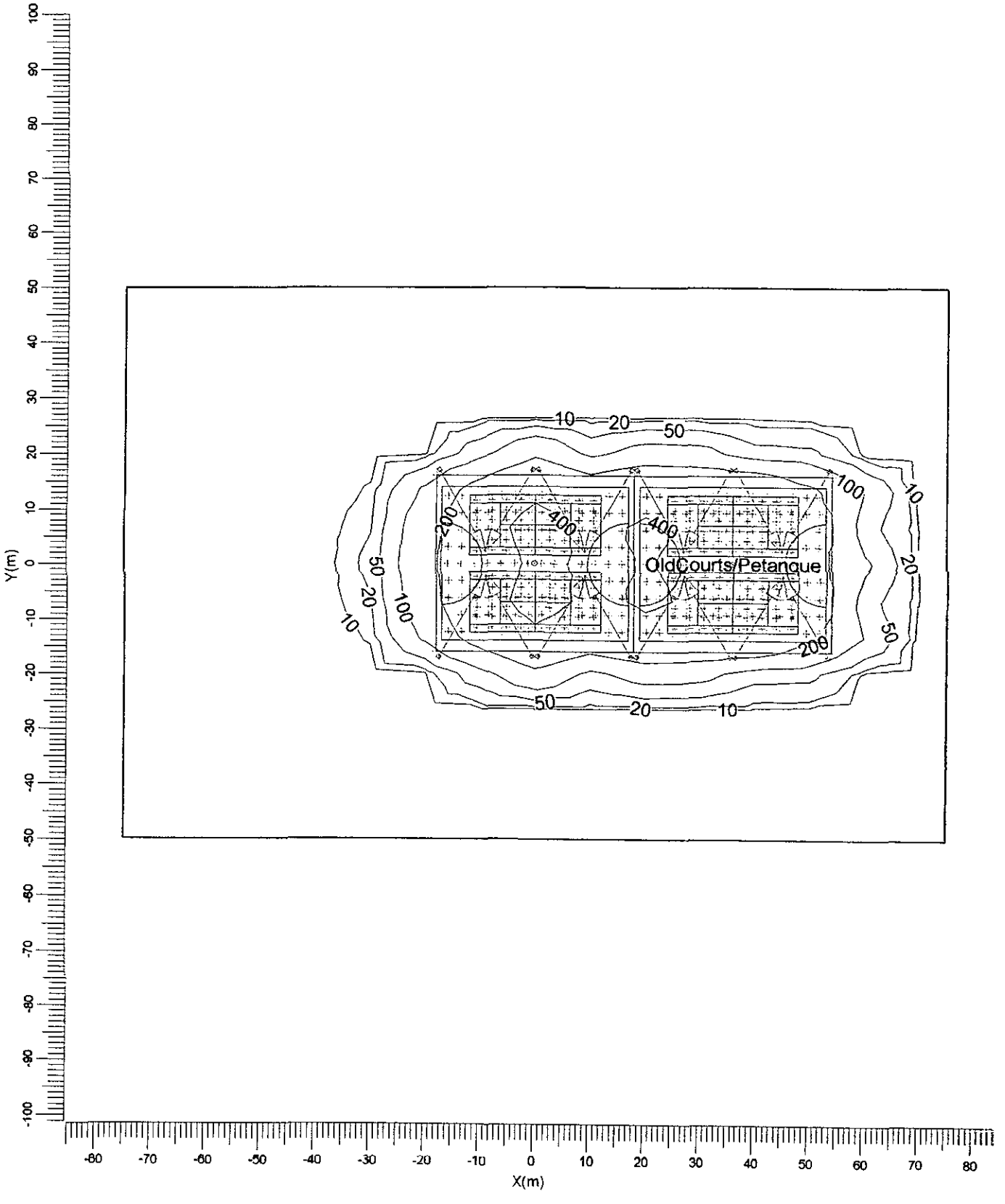

Average	Minimum	Min/Ave	Project maintenance factor	Scale
66.9	0.0	0.00	0.80	1:1000

3.6 OVERSPILL: Filled Iso Contour

ALL LIGHTS ON

Grid : OVERSPILL at Z = 0.00 m
Calculation : Surface Illuminance (lux)



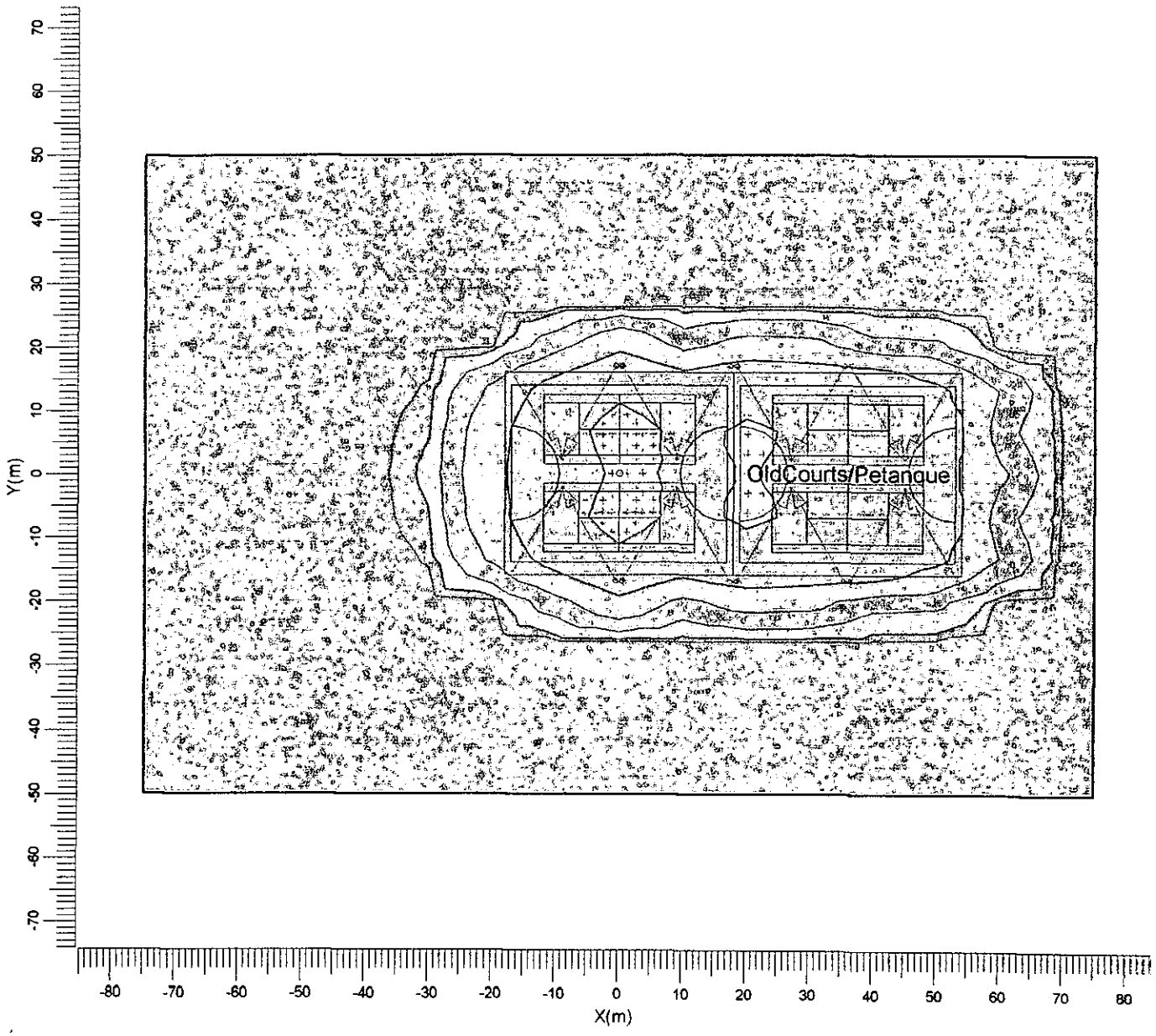

Average	Minimum	Min/Ave	Project maintenance factor	Scale
66.9	0.0	0.00	0.80	1:1000

3.7 Court3: Graphical Table

Block3and4

Grid : Court3 at Z = 0.00 m
Calculation : Surface Illuminance (lux)

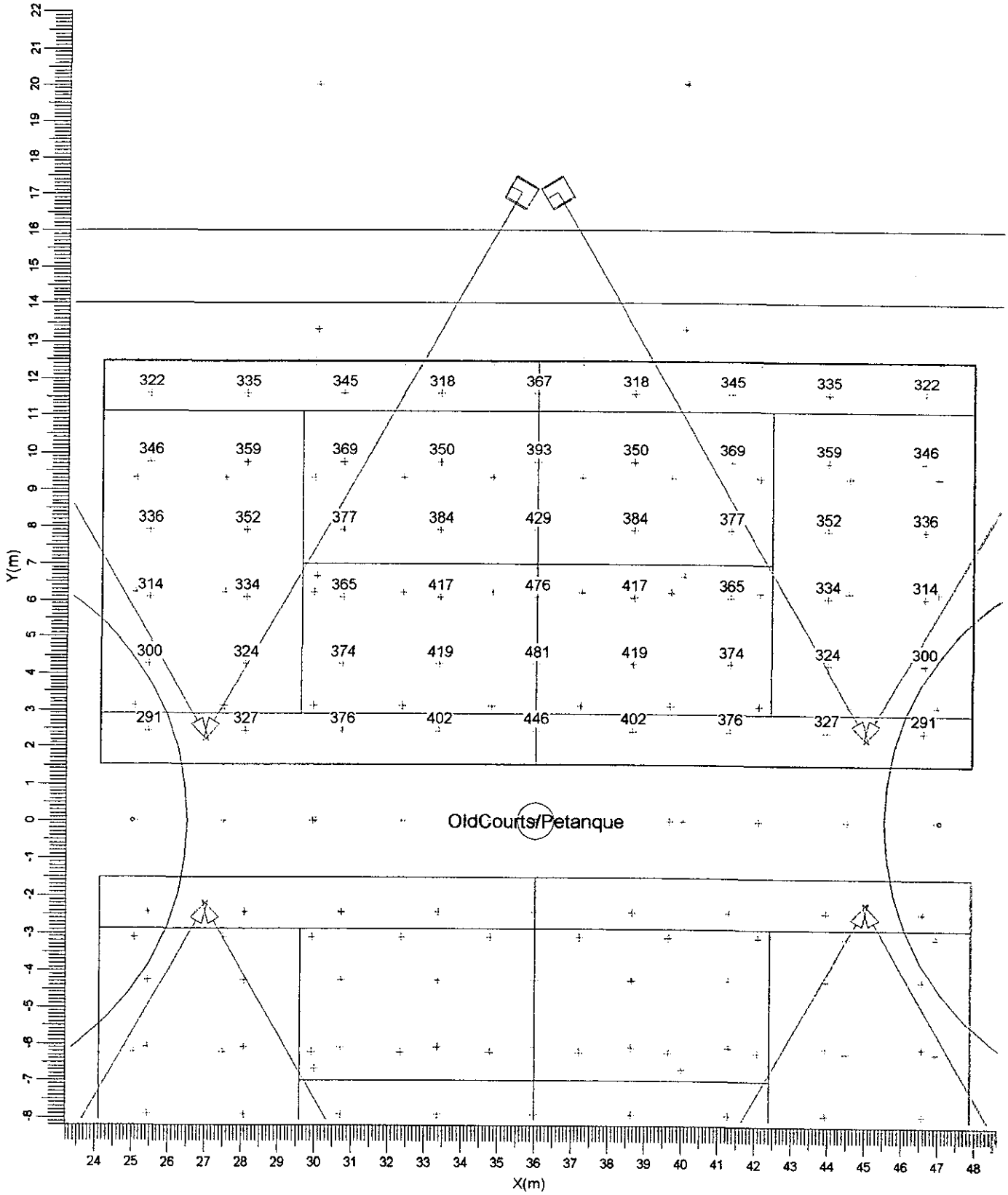

Average	Minimum	Min/Ave	Project maintenance factor	Scale
360	291	0.81	0.80	1:150

3.8 Court4: Graphical Table

Block3and4

Grid : Court4 at Z = 0.00 m
Calculation : Surface Illuminance (lux)

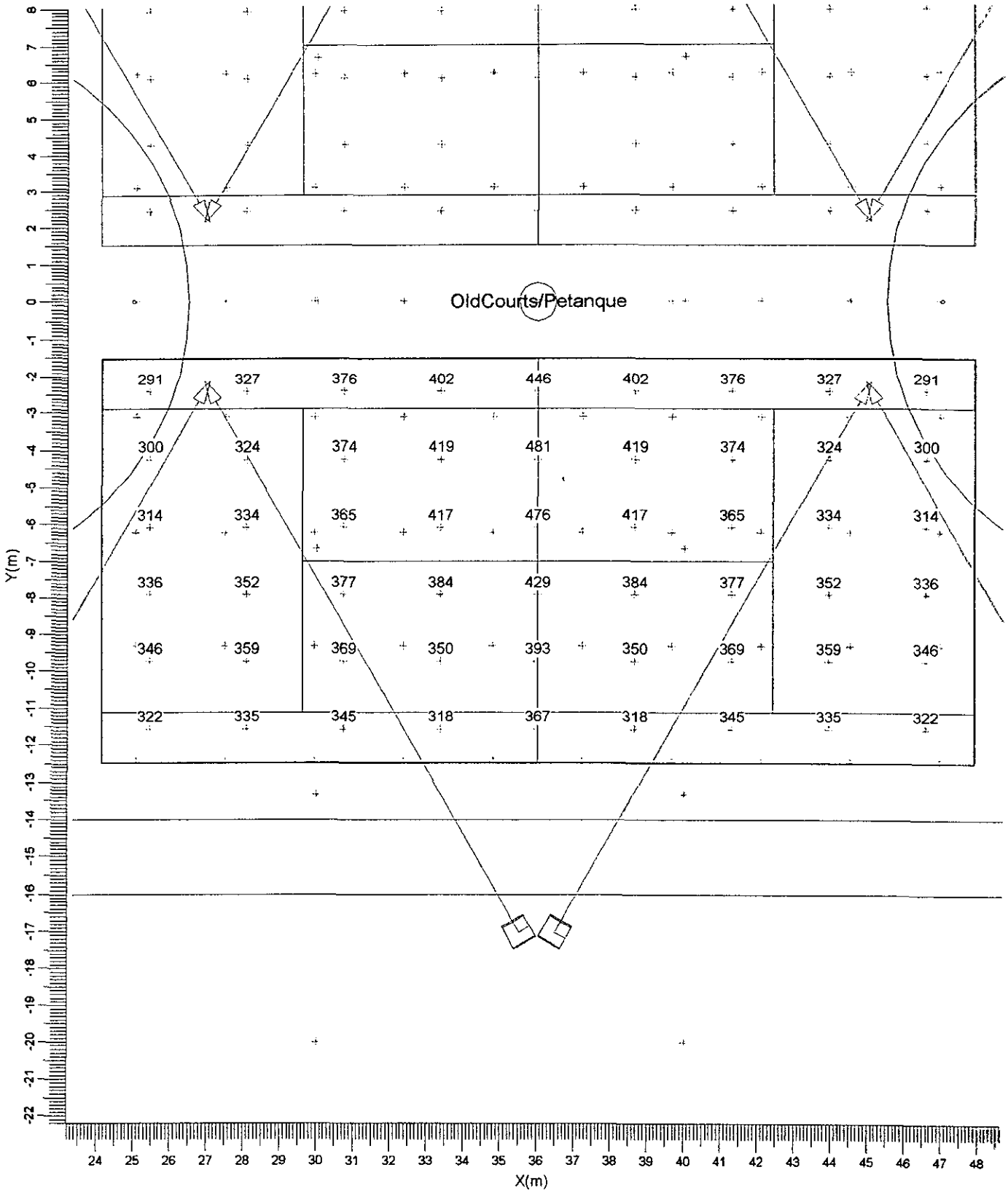

Average	Minimum	Min/Ave	Project maintenance factor	Scale
360	291	0.81	0.80	1:150

3.9 Five-a-side Footbal2: Graphical Table

Block3and4

Grid : Five-a-side Football2 at Z = 0.00 m
Calculation : Surface Illuminance (lux)

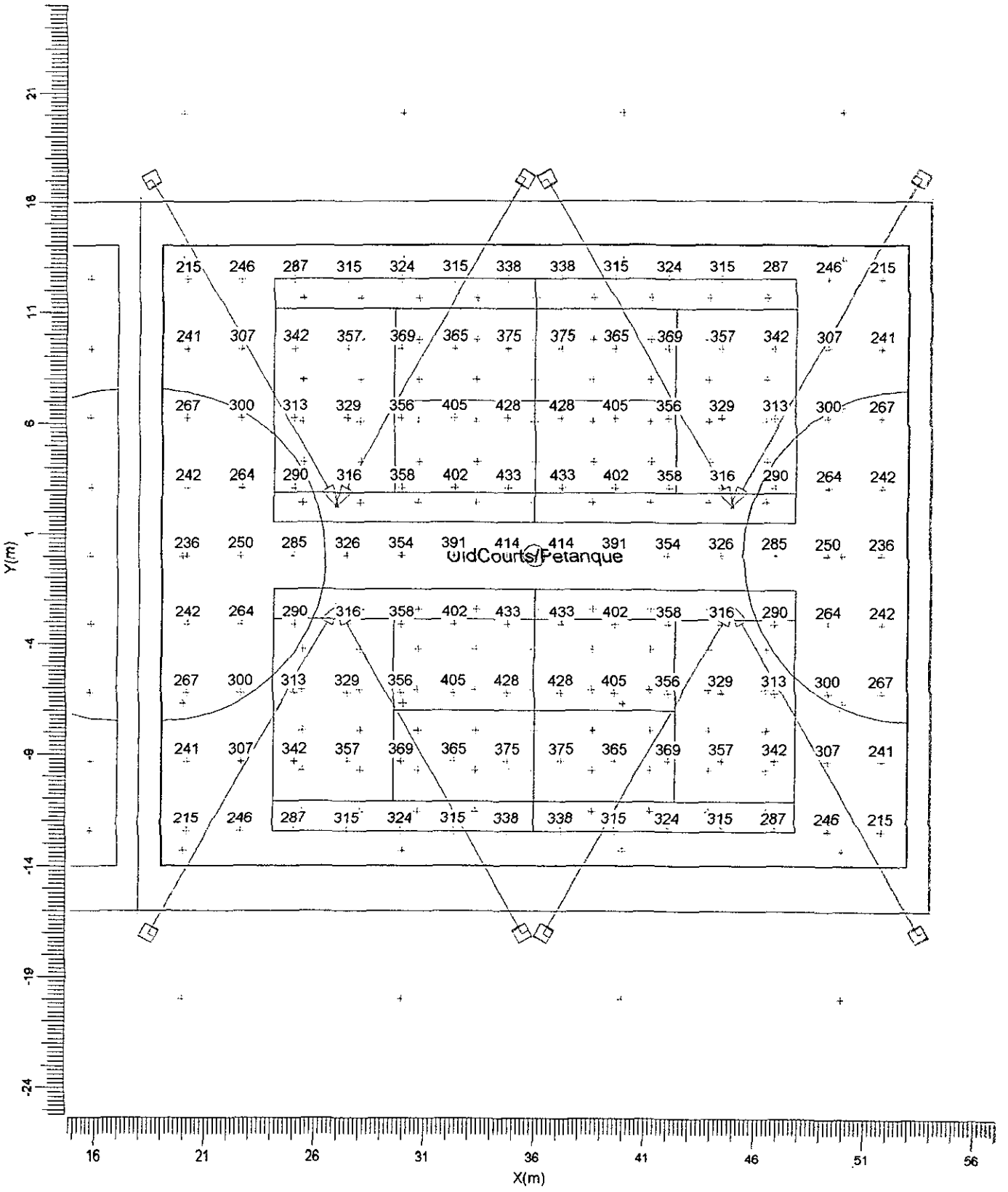

Average	Minimum	Min/Ave	Project maintenance factor	Scale
325	215	0.66	0.80	1:250

4. Luminaire Details

4.1 Project Luminaires

MVP507 WB/60 1xMHN-LA1000W/230V/842



Luminous Intensity Diagram (candela/1000 lumen)

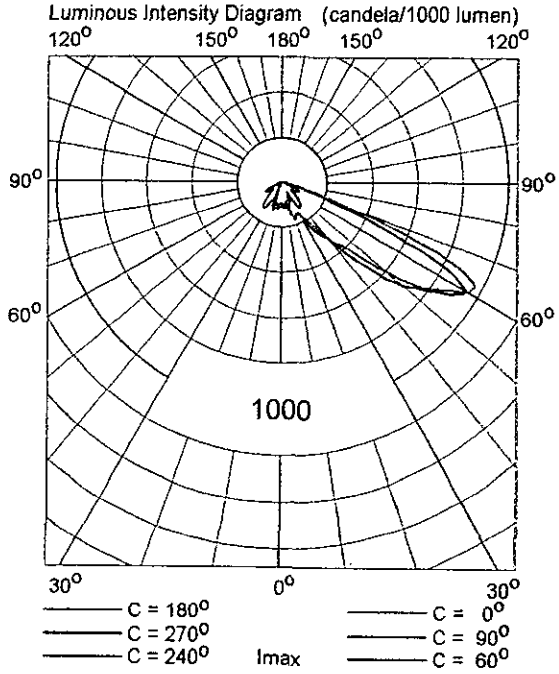

Light output ratios

DLOR	: 0.80
ULOR	: 0.00
TLOR	: 0.80
Ballast	: Standard
Lamp flux	: 100000 lm
Luminaire wattage	: 1105.0 W
Measurement code	: LVMA112900

5. Installation Data

5.1 Legends

Project Luminaires:

Code	Qty	Luminaire Type	Lamp Type	Flux (lm)
A	16	MVP507 WB/60	1 * MHN-LA1000W/230V/842	1 * 100000

Switching Modes:

Code	Switching Mode
1	ALL LIGHTS ON
2	Block1and2
3	Block3and4

5.2 Luminaire Positioning and Orientation

Qty and Code	Position			Aiming Angles			Switching Modes		
	X (m)	Y (m)	Z (m)	Rot.	Tilt90	Tilt0	1	2	3
1 * A	-17.50	-17.00	8.00	60.00	65.00	0.00	+	+	-
1 * A	-17.50	17.00	8.00	-60.00	65.00	0.00	+	+	-
1 * A	-0.50	-17.00	8.00	120.00	65.00	0.00	+	+	-
1 * A	-0.50	17.00	8.00	-120.00	65.00	0.00	+	+	-
1 * A	0.50	-17.00	8.00	60.00	65.00	0.00	+	+	-
1 * A	0.50	17.00	8.00	-60.00	65.00	0.00	+	+	-
1 * A	17.50	-17.00	8.00	120.00	65.00	0.00	+	+	-
1 * A	17.50	17.00	8.00	-120.00	65.00	0.00	+	+	-
1 * A	18.50	-17.00	8.00	60.00	65.00	0.00	+	-	+
1 * A	18.50	17.00	8.00	-60.00	65.00	0.00	+	-	+
1 * A	35.50	-17.00	8.00	120.00	65.00	0.00	+	-	+
1 * A	35.50	17.00	8.00	-120.00	65.00	0.00	+	-	+
1 * A	36.50	-17.00	8.00	60.00	65.00	0.00	+	-	+
1 * A	36.50	17.00	8.00	-60.00	65.00	0.00	+	-	+
1 * A	53.50	-17.00	8.00	120.00	65.00	0.00	+	-	+
1 * A	53.50	17.00	8.00	-120.00	65.00	0.00	+	-	+