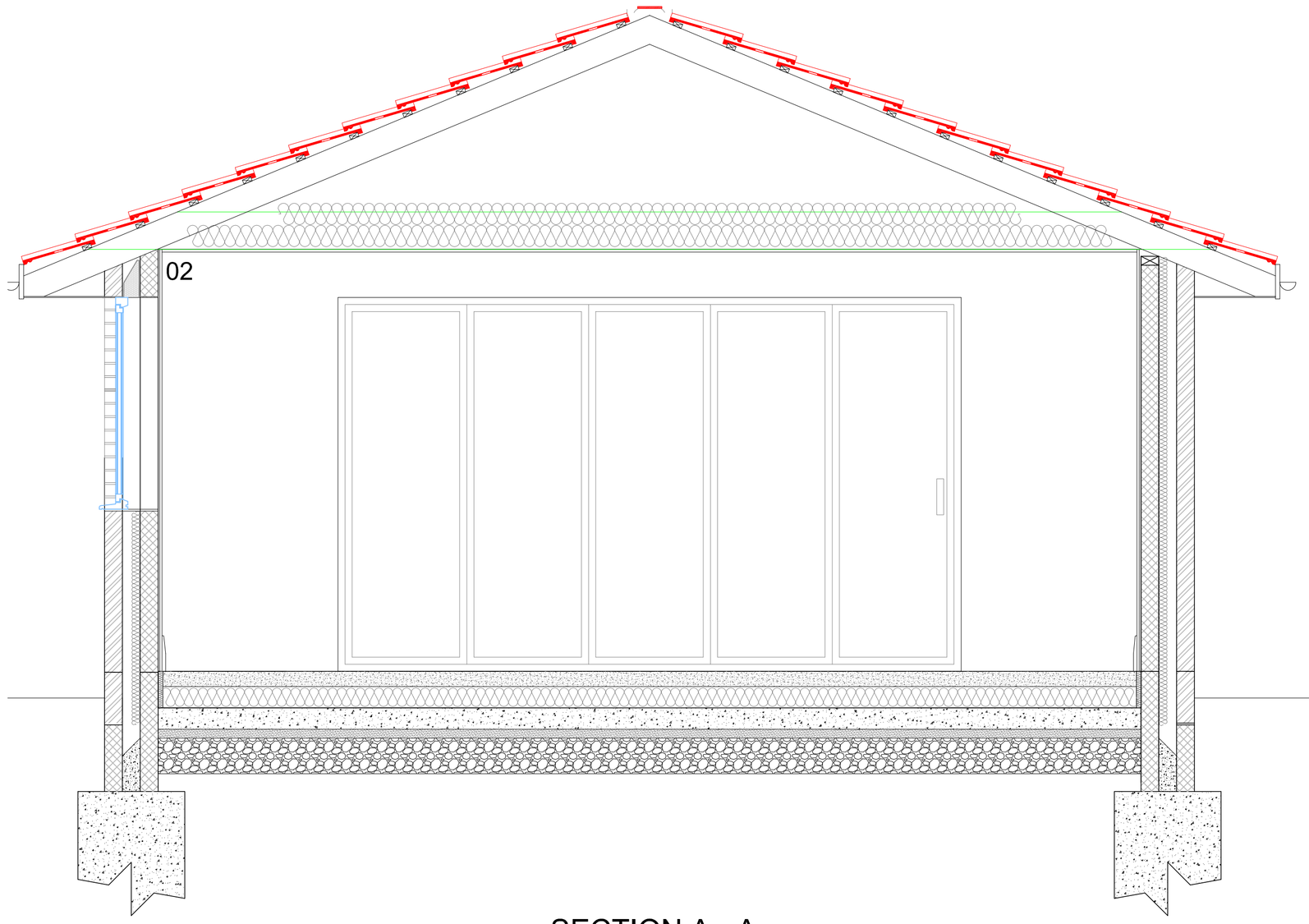

SECTION A - A

NEW PITCHED ROOF CONSTRUCTION

Approved roof slates on 38 x25mm treated battens on breathable sarking felt with ventilated dry ridge system on new sw rafters atmax 600mm centres. All roof timbers to have approved preservative treatment.
Insulate betwwen ceiling joists with 100mm thick Is over Spacesaver Plus andcross ply with 300mm thick mineral wool.Finish ceiling with 2 layers of fireline wall board with staggered joints and taped and jointed finish to achieve a U value 0.16W/m^{2}k.

ROOF UNDERLAY

A vapour permeable membrane is to be laid directly over the timber members.It should be laid into horizontally over the entireroof surface, parallel with the eaves, pulled taut to create a minimal drape and secured with non-ferrous felt nails or staples. Flashing and other weathering details where pitched roofs abuts.vertical surface All ridge and hip tiles are to be mechanically fixed.
Valleys

Foundations

As designed by engineer. (Refer to engineers drawings)

Check the suitability of all existing load bearing walls and foundations as necessary and agree on site with BCO prior to commencement of works.

Provide new mass concrete foundations min. 500mm wide, founded 1m below ground level (min) and subject to BCO approval on site.

Use 100mm thick dense concrete blockwork to cavity walling below ground level before commencing facing brickwork externally. Take inner leaf blockwork up to DPC level before changing to 100mm thermal insulating blockwork.

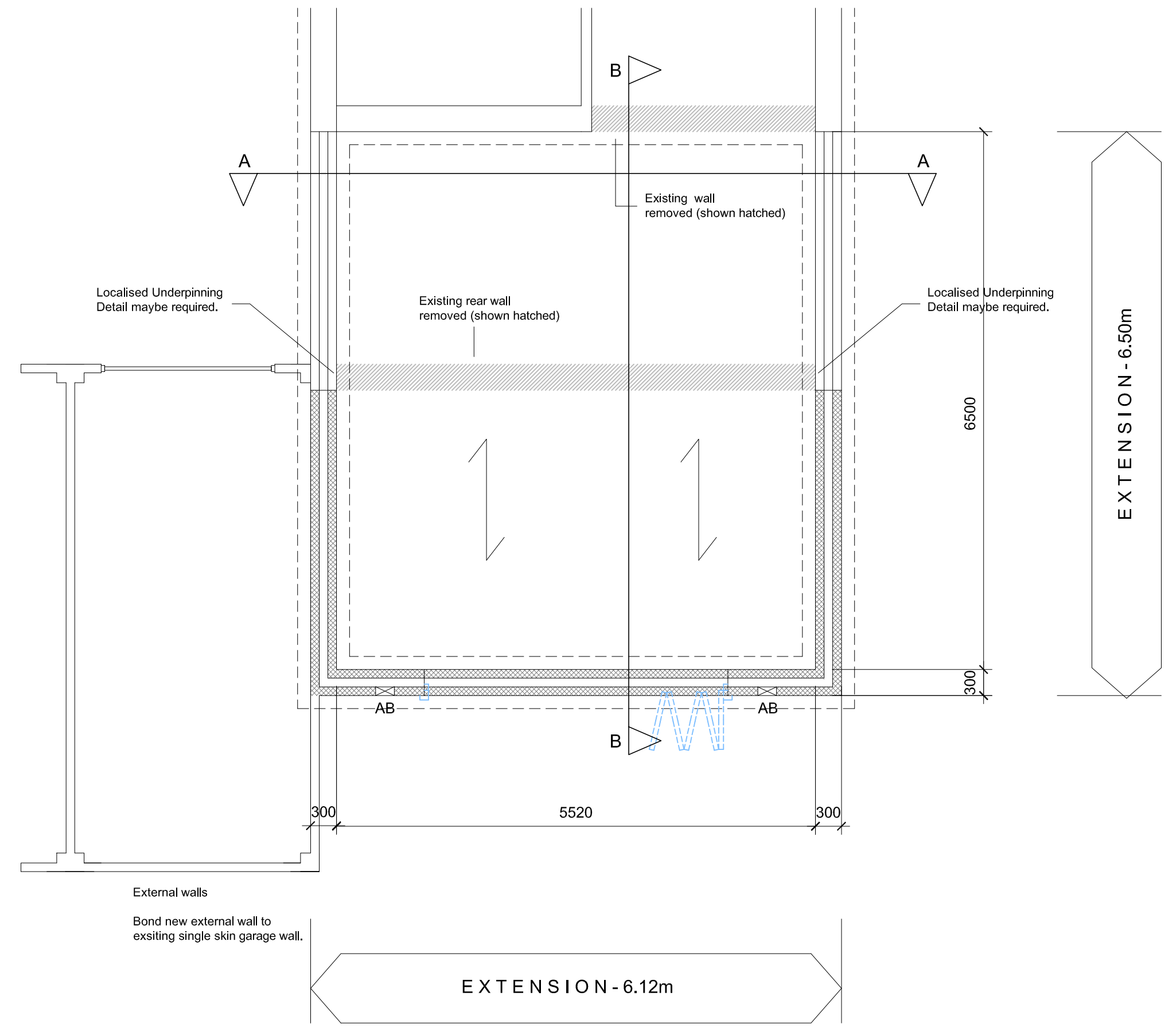

SUB STRUCTURE

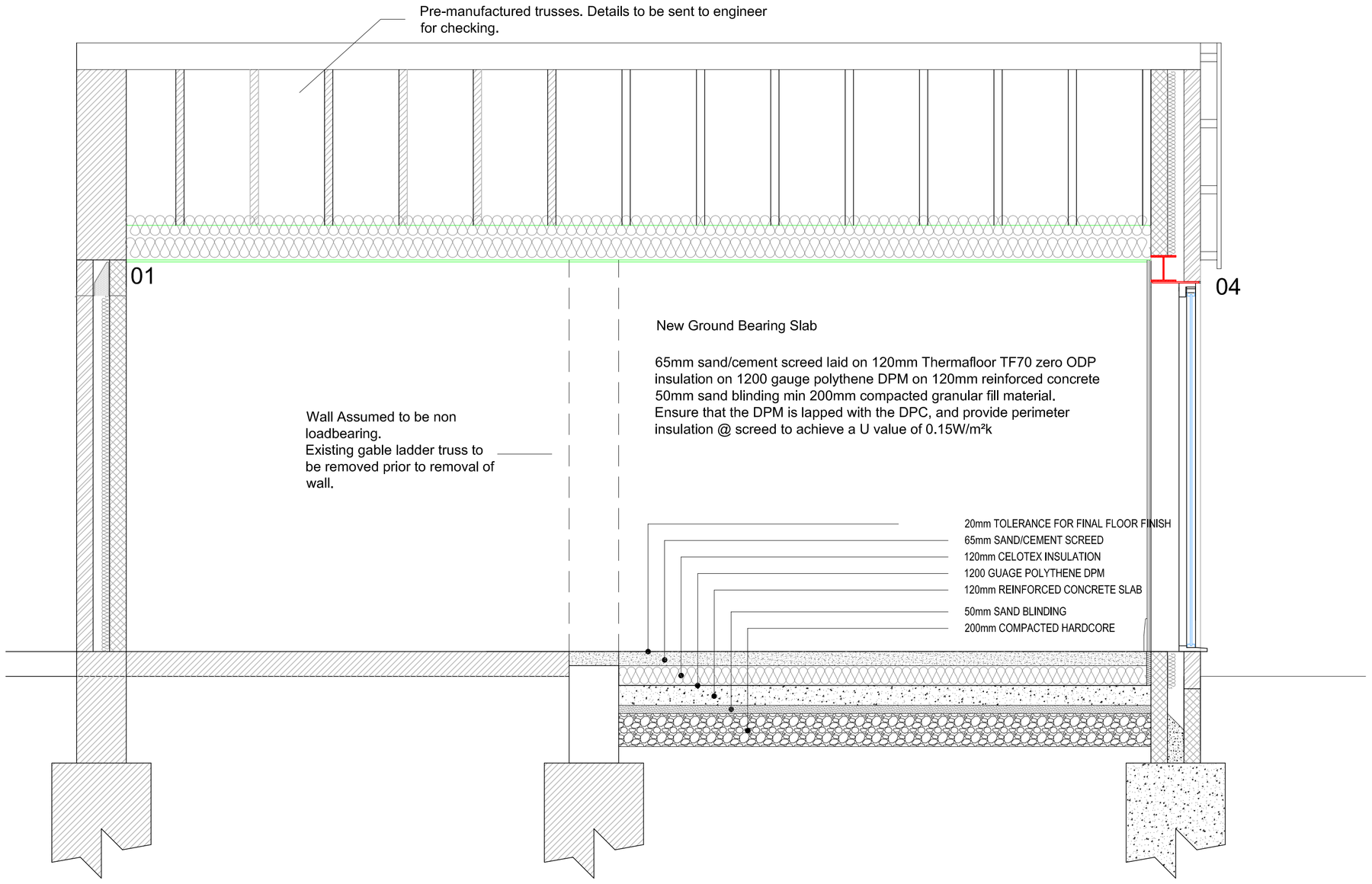

SECTION B - B

STEELS

Lintels in external walls shall be insulated galvanised steel to BS5977 Part 2 1983 Table 1, to be as supplied and manufactured by Catnic or similar approved with min 150mm bearing each end or in accordance with Struct. Eng. details.

Size of lintels selected in accordance with the manufactures design tables and specification, see Struc. Eng. details.

Refer to the Struc. Eng. designs for all beam sizes - padstones - details etc.

Finish the structural steel with 2 layers of plasterboard to provide a min 1/2 hour fire resisting construction.

Ensure that all new steel beams are provided with a minimum of half hour fire resistance. Screw fix 12.5mm Gyproc Fireline board to 25 x 25mm Gyproc steel angles supported by galvanised steel strapping. Finish with a second layer of Fireline boarding. Insure that all board joists are staggered fully. Insulate steel beams upon completion with 100mm insulation quilt to prevent condensation.

All lintels to have cavity tray over, with proprietary stop ends.

For BC APPROVAL

Rev.	Description.	Date.
Rev.C	Planners Comments Added	Mar 14
Rev.B	Engineers Details Added	Mar 14
Rev.A	Revised	Mar 14

dps Architectural Consultants

Site
68 Slonk Hill Road
Shoreham

Project
Sections and Sub Structuure

SCALE BARS

Sub Structure - 1/50

0m 0.5m 1m 1.5m 2m 2.5m 3m 3.5m 4m 4.5m 5m 5.5m 6m 6.5m 7m 7.5m 8m 8.5m 9m 9.5m 10m

Sections - 1/20

0m 0.2m 0.4m 0.6m 0.7m 0.8m 0.9m 1m 1.1m 1.2m 1.3m 1.4m 1.5m

Drawing No. SHS.004c Rev.C

Scale. 1:50 and 1:20 @ A1

Date. Feb 2014 Drawn. DPS Sussex Ltd