GTC Plant Enquiry. Our Ref 4712995, Your Ref 231707/KaY generated for AtkinsStatutory.Enquiries@atkinsglobal.com at 30/09/2024 12:27:14. This drawing is reproduced from our records archive at the time of enquiry.

Notes:
CABLE CROSS SECTIONS
HV CABLE DUCTS TO BE 125MM INTERNAL DIAMETER BLACK TWIN WALLED CORRUGATED RIDGI-DUCT TO ENA TS 12-24 EMBOSSED "ELECTRIC CABLE DUCT" ON OPPOSING SIDES. ALL CABLES TO BE FULLY DUCTED ALONG THEIR ENTIRE LENGTH WITH MARKER TAPE COVER "MARKED UKPN".
MINIMUM BENDING RADII AND PULLING TENSIONS TO BE IN ACCORDANCE WITH THE UKPN REQUIREMENTS AS STATED IN THE G81 DOCUMENTATION
CLIENT TO ENSURE THAT NJUG GUIDELINES FOR SEPARATION OF UTILITY SERVICES ARE RESPECTED THROUGHOUT THE SITE.

GUIDANCE NOTES FOR CLIENT
ALL CABLES TO BE INSTALLED IN ACCORDANCE WITH THE CABLE CROSS SECTION DETAILS ON THIS DRAWING. USE OF INCORRECT DUCTS OR INSTALLATION AT INCORRECT DEPTHS OR FAILURE TO INSTALL MARKER TAPE CORRECTLY WILL RESULT IN REWORK AT THE CLIENTS COST. FINISHED LEVELS AND KERB LINES MUST BE ESTABLISHED BEFORE THE INSTALLATION OF THE CABLES.

FINISHED LEVELS AND KERB LINES MUST BE ESTABLISHED BEFORE THE INSTALLATION OF CABLES.

CIVIL WORKS
ALL ON SITE WORKS ASSOCIATED WITH THE PLINTH, EXCAVATION AND REINSTATEMENT IS TO BE UNDERTAKEN BY THE CLIENT IN ACCORDANCE WITH THE DESIGN SUPPLIED BY POWER ON.
POWER ON CONNECTIONS WILL UNDERTAKE ALL OFF-SITE CIVIL WORKS INCLUDING CLOSING JOINT HOLES AT THE POINT OF CONNECTION.

BACKFILL SPEC.:
UKPN
HV CABLE SHALL BE LAID ON THE BOTTOM OF THE TRENCH WHEN IT IS SMOOTH AND FREE FROM LOOSE OR PROJECTING STONES, RUBBLE, ROCK, ETC. WHERE THESE CONDITIONS DO NOT APPLY, AN ADDITIONAL 25mm DEPTH SHALL BE EXCAVATED AND REPLACED WITH AN APPROPRIATE SMOOTH BEDDING (E.G. SAND).
THE CABLE SHALL ALSO BE BLINDED WITH STONE FREE SOIL, SAND OR GROUND CRUSHER RUN LIMESTONE TO A LEVEL OF 100mm ABOVE TOP OF THE UPPERMOST CABLE. THE BLINDING MATERIAL MUST BE HAND RAMMED OVER AND AROUND THE CABLES. MECHANICAL RAMMERS MUST NOT BE USED FOR THIS PURPOSE.

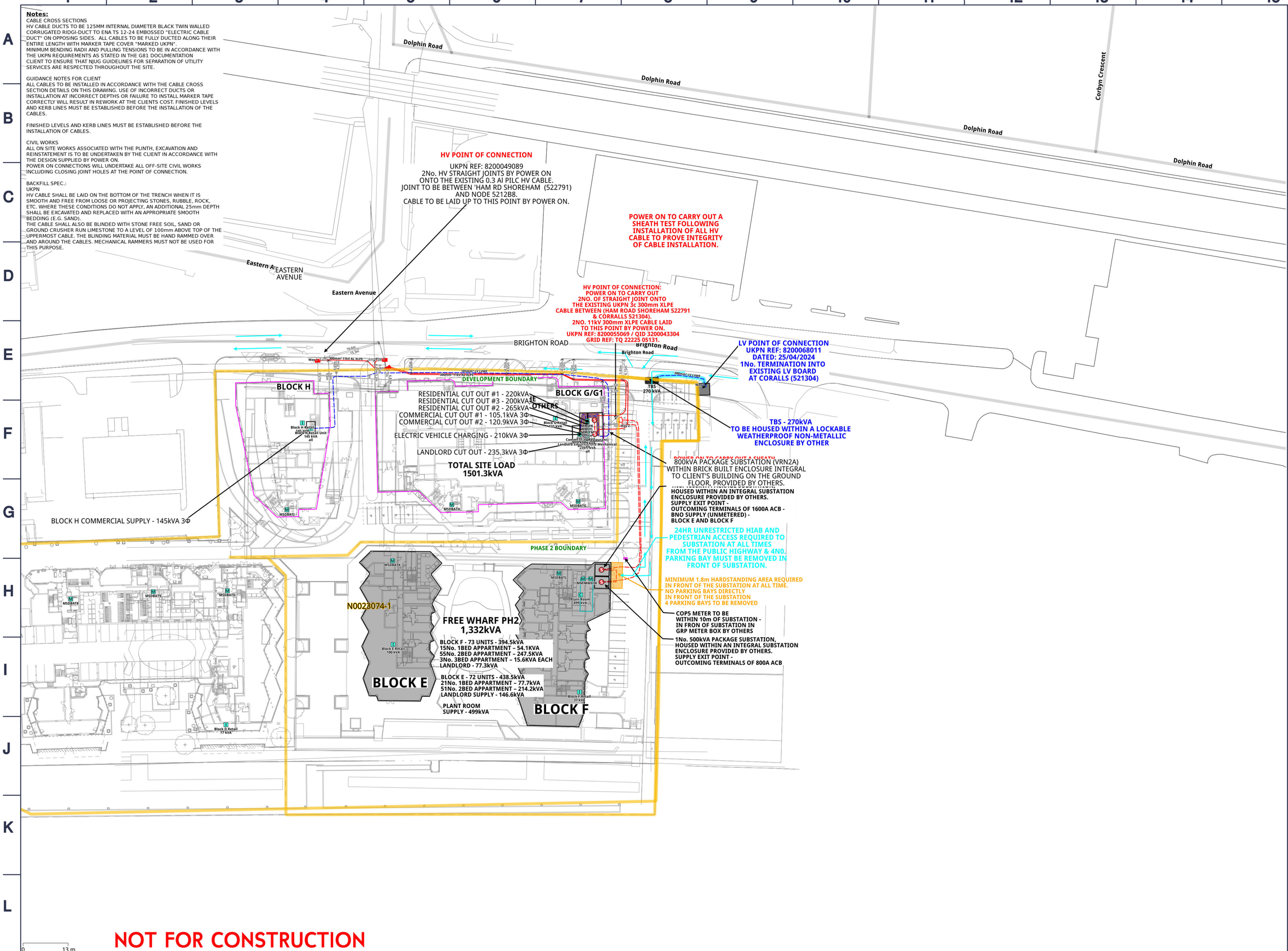

NOT FOR CONSTRUCTION

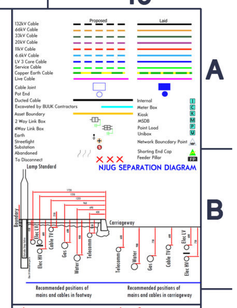

Please see appendix for cross sections

Rev	Amendment	Date	Drwn	Chkd
-	ORIGINAL ISSUE	21-05-2024	RS	

Drawing Title: PLANT, EQUIPMENT & CABLE ROUTE PLAN

POWER ON
All Utilities. One Provider
FLETCHER HOUSE
REDGRAVE CLOSE
COVENTRY, CV2 2UU
TELEPHONE: 03453223322
enquiries@poweron-uk.co.uk
Electricity Water Wastewater Fibre Heat Gas

Client: HG CONSTRUCTION LTD
Project Name: FREE WHARF PH2
Site Address: FREE WHARF PH2, BRIGHTON RC, SHOREHAM-B, WEST SUSSEX.
NOBODY

Approved

IF IN DOUBT - ASK

Design Engineer: R SKOLARENKO.	Mobile: 07970884209
Project Manager: LUKE KNIGHT	Mobile: 07976550039
Scale: 1:500	Original Size: A1 / Sheet: 1 of 1
Network: N0023683-1	Drawing Number: P-0102079-0001-DWG-010-REV5-PLAN (WITH

5-0

GTC Plant Enquiry. Our Ref 4712995, Your Ref 231707/KaY generated for AtkinsStatutory.Enquiries@atkinsglobal.com at 30/09/2024 12:27:16. This drawing is reproduced from our records archive at the time of enquiry.
Authorised by

E1

UKPN 2 HV DUCT IN FOOTWAY

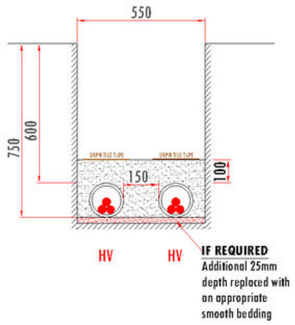

E2

UKPN 1 LV DUCT IN FOOTWAY

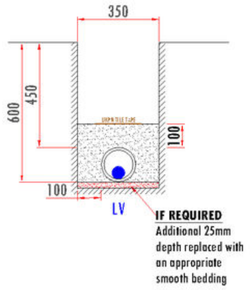

E3

UKPN 1 HV DUCT IN FOOTWAY

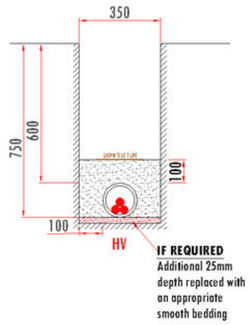

E5

UKPN 2 HV DUCT ENC 1 LV DUCT IN FOOTWAY

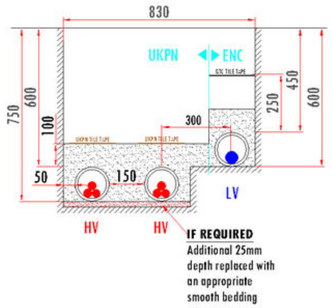

E7

ENC 1 LV DUCT IN FOOTWAY

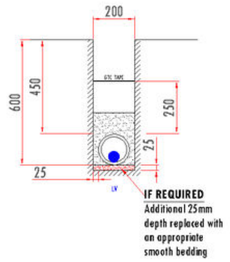

E1

UKPN 2 HV DUCT PLUS EARTH IN FOOTWAY

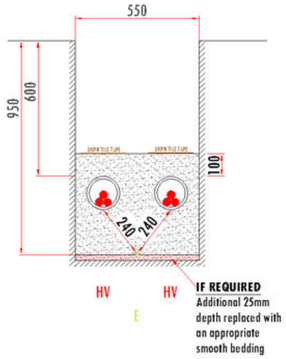

E2

UKPN 2 HV + 1 SPARE DUCT IN CARRIAGEWAY

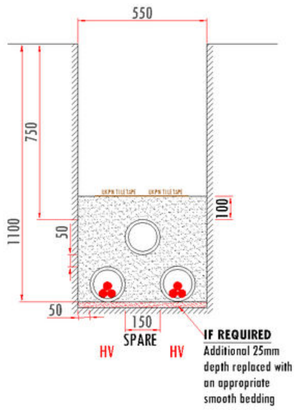

E4

UKPN 1 HV DUCT IN CARRIAGEWAY

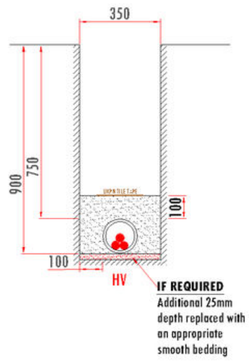

E6

UKPN 1 HV DUCT 1 LV DUCT 2 SPARE IN CARRIAGEWAY

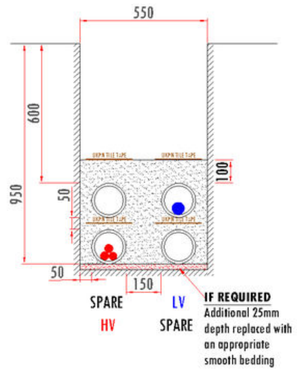

E8

ENC 1 LV DUCT 1 SPARE BUILDING ENTRY

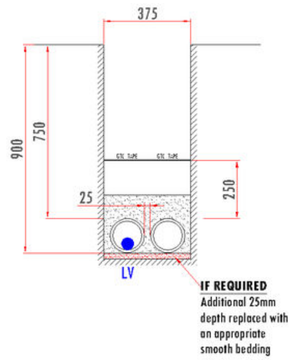

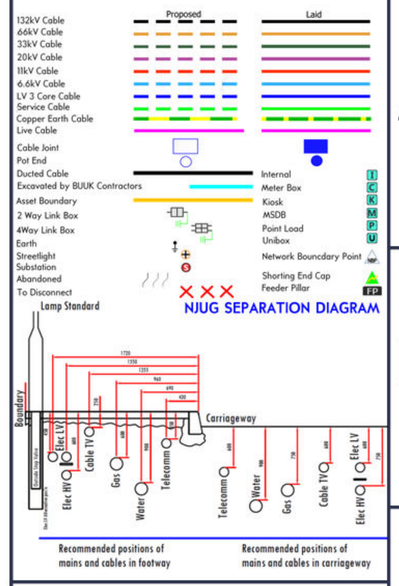

Rev	Amendment	Date	Drwn	Chkd
-	ORIGINAL ISSUE	21-05-2024	RS	

Drawing Title
PLANT, EQUIPMENT & CABLE ROUTE PLAN

POWER ON
All Utilities. One Provider
FLETCHER HOUSE
REDGRAVE CLOSE
COVENTRY, CV2 2UU
TELEPHONE: 03453223322
enquiries@poweron-uk.co.uk
Electricity Water Wastewater Fibre Heat Gas

Client
HG CONSTRUCTION LTD

Project Name
FREE WHARF PH2

Site Address
FREE WHARF PH2
BRIGHTON ROAD
SHOREHAM-BY-SEA
WEST SUSSEX, BN43 6RW

IF IN DOUBT - ASK

Design Engineer: R SKOLARENKO	Mobile: 07970884209
Project Manager: LUKE KNIGHT	Mobile: 07976550039

Scale	Original Size	Sheet
1:1250	A3	1 of 1

Network	Drawing Number
N0023683-1	P-0102079-0001-DWG-010-REV5-PLAN (AUTH)

GTC Plant Enquiry, Our Ref 4712993, Your Ref 2311151Kuf generated for Alderclassicuy.Enquiries@electricgridnet.com at 20/05/2024 12:21:17. This drawing is reproduced from our records archive at the time of enquiry.

BINAYA TAMRAKAR 28.05.2024

Rev	Revision Note	Date	Drawn by	Approved
1-0	Original Design:P-0102079-DWG-711-Rev0(TBS) JPID: 876894	15/05/24	BT	N/A
1-1	Original Design:P-0102079-DWG-001-Rev0	28/05/24	BT	N/A

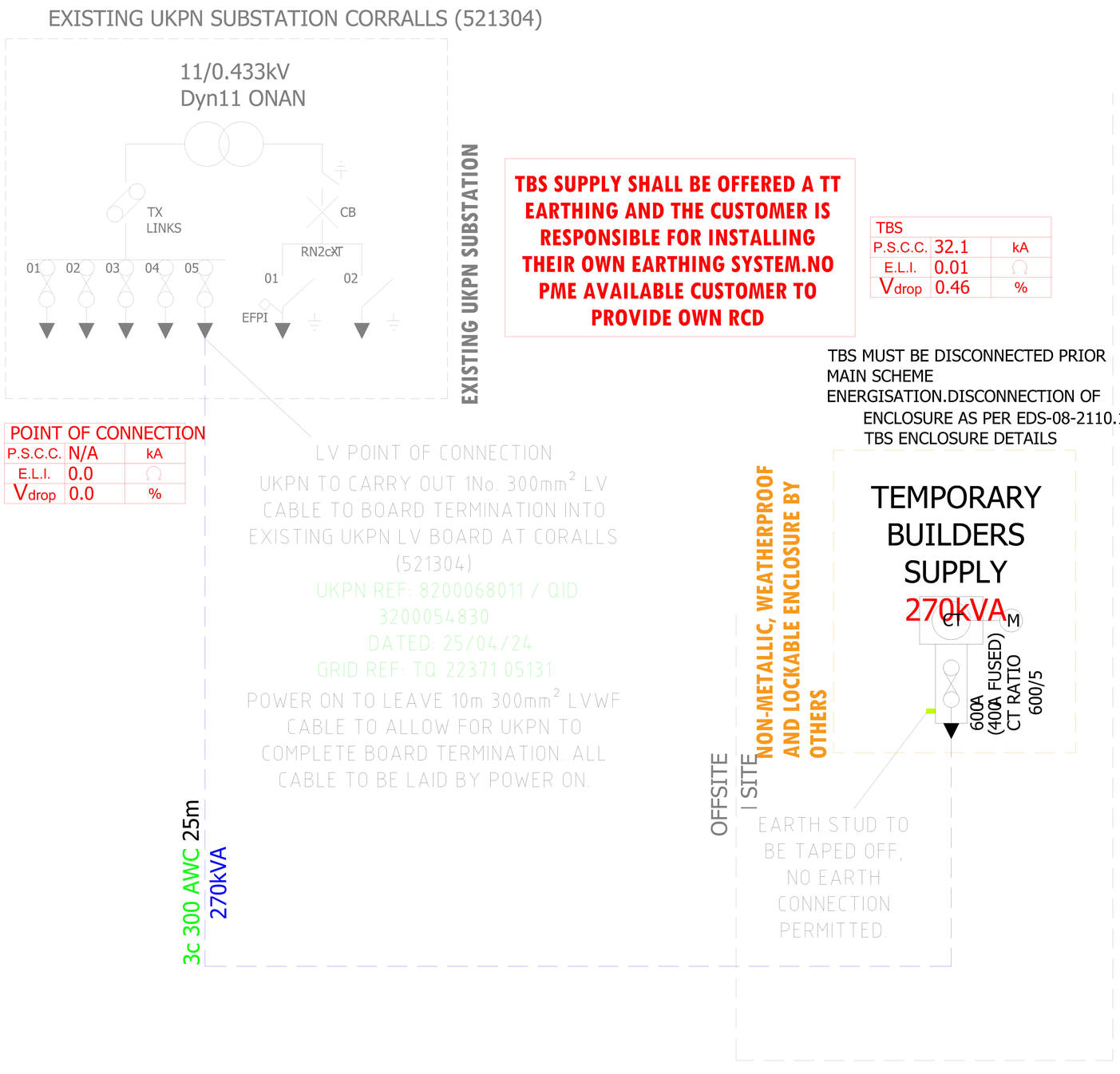

LEGEND

- HV Cable (& Existing HV)
- LV Cable
- Live LV Cable
- Earth Bonding
- Termination
- Joint (HV / LV / Live LV)
- Pressure End (LV / Live LV)
- Earth Rod

This plan shows those cables owned by The Electricity Network Company Ltd. Electric cables owned by other operators or otherwise privately owned, may be present in this area but are not shown. For their location, you should contact the relevant asset owners. The information shown on this plan is given without warranty, the accuracy thereof cannot be guaranteed. No liability of any kind whatsoever is accepted by the company, it's agents, servants or contractors for any error or commission. Safe digging practices, in accordance with HSG47, must be used to verify and establish the actual position of mains, services and other apparatus before any mechanical excavation is used. It is your responsibility to ensure that this information is provided to all persons (either direct labour or contractors) working for you on or near electrical equipment.

This electrical network design has been carried out by :
Electricity Network Manager
GTC
Woolpit Business Park
Bury St Edmunds
Suffolk
IP30 9UP
Tel : 01359 240363
Fax : 01359 244398
www.gtc-uk.co.uk

All cables and equipment used on this design are to be in accordance with GB1 standards.

© Electricity Networks Company Ltd

Drawing Scale :	NTS
O.S.REF :	522295, 105107
Network Number :	N0023683-1
Project Number :	
Drawing Number :	EN0023683-1_R1-1_1_of_2 Schematic
Developer :	HG Construction Ltd
Enquirer :	Power On Connections
Location :	Brighton Road, Shoreham-By-Sea, WEST SUSSEX, BN43 6RW

the electricity network co

THIS DRAWING SHOWS:
SCHEMATIC

SHEET SIZE A0