Proposed Ground Floor

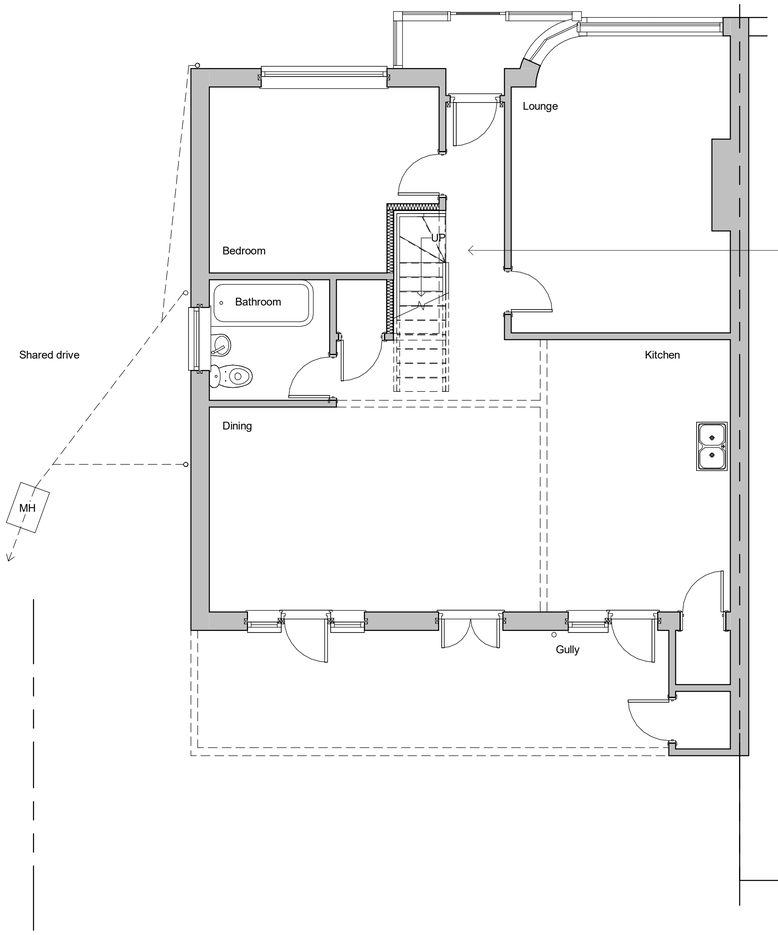

Proposed First Floor

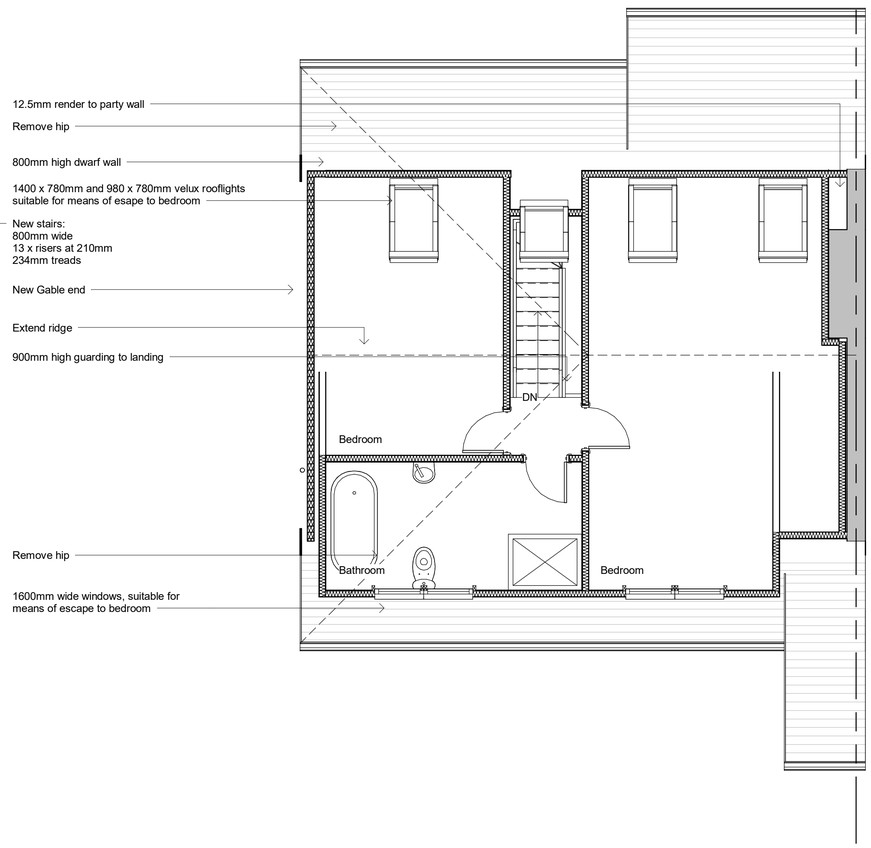

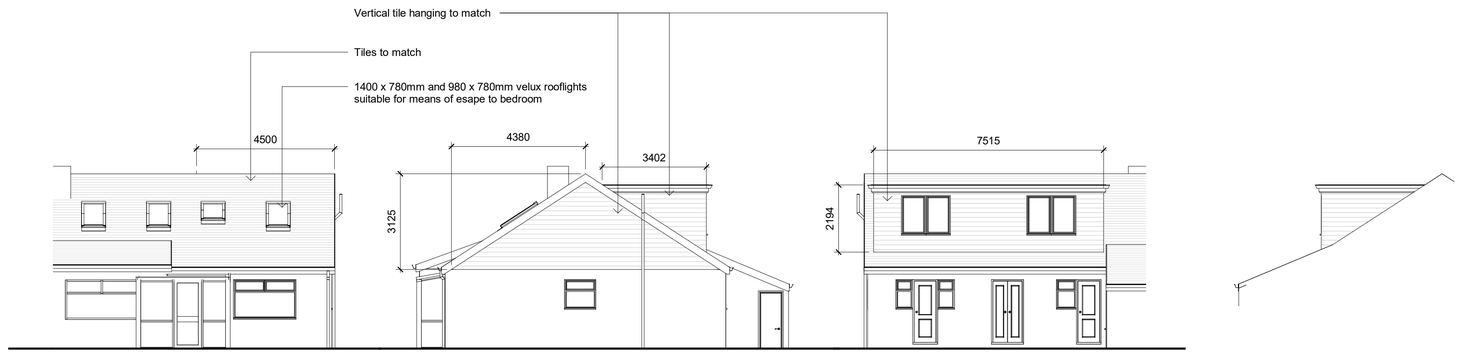

Proposed Front Elevation

East

Proposed Side Elevation

North

Proposed Rear Elevation

West

Proposed Side Elevation

South

Revisions

0.5 0 0.5 1 1.5 2 2.5
SCALE 1: 50 m

1 0 1 2 3 4 5
SCALE 1: 100 m

5 0 5 10 15 20 25
SCALE 1: 500 m

10 0 10 20 30 40 50
SCALE 1: 1250 m

Cubic content calculation:

Gable end:

(4.5 /3) x 4.380 x 3.125 = 20.53m3

Rear dormer:

7.515 x 2.194 x 3.402 / 2 = 28.04

Total:

20.53 + 28.04 = 48.57m3

Therefore complies as under 50m3

Materials

Drawing Number	2023/178	Sheet	2 of 2
Size	A1	Scale	1:50, 1:100, 1:500, 1:1250

Project

Proposed details
November 2023

Job Title

9 The Crescent
Lancing
West Sussex
BN15 8PH

Do Not scale from this drawing except for planning as photocopies will be subject to distortion
Drawings to be read in conjunction with all other Designers and structural engineers contract drawings and specifications:
Any discrepancies must be brought to the attention of the Designer immediatialy.
The contractor must verify all dimensions by site measurement before ordering materials or manufacturing components
Substitute materials and products to those named will be acceptable if proven to be of equal or higher performance and not in conflict with other elements

M.J.Humphrey Ltd

RICS cabe chartered association of building engineers

Mel Humphrey MRICS, MBEng
9 Aldsworth Avenue
Goring By Sea
West Sussex
BN12 4XQ
Mel@mjhumphrey.co.uk
07701055182

Adam Humphrey
4 Thalassa Road
Worthing
West Sussex
BN11 2HH
Adam@mjhumphrey.co.uk
07812419142