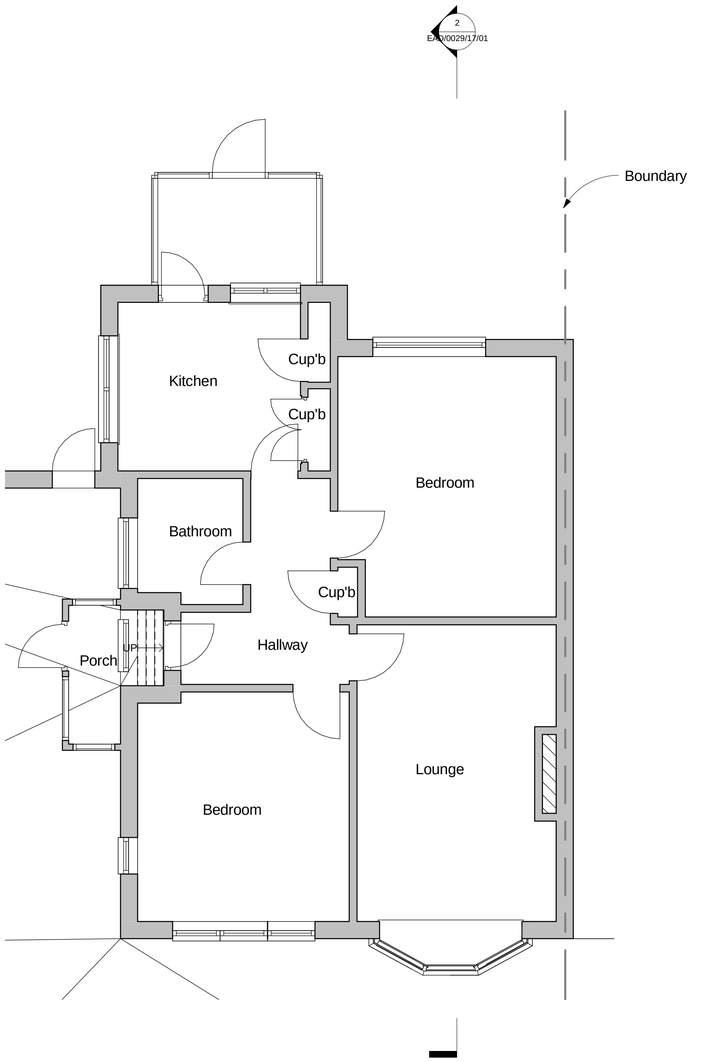

1 Floor Plan
1 : 50



3 East
1 : 100



4 North
1 : 100



5 South
1 : 100



6 West
1 : 100

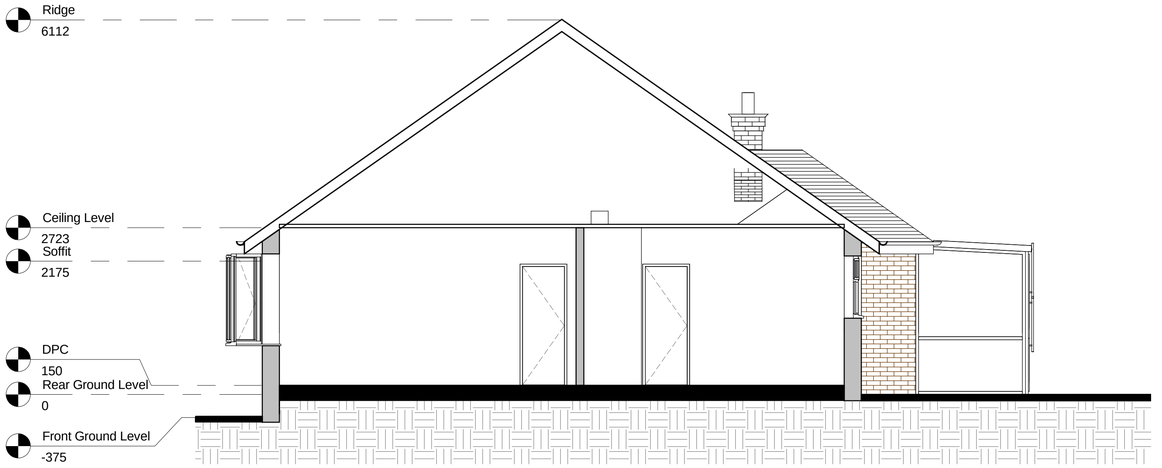

2 Section A-A
1 : 50

0m 1m 2m 3m 4m 5m

VISUAL SCALE 1:50 @ A1

0m 2m 4m 6m 8m 10m

VISUAL SCALE 1:100 @ A1

Notes:

1. THE COPYRIGHT OF THIS DRAWING IS VESTED IN EMPIRE ARCHITECURAL DESIGNS AND IT MAY NOT BE REPRODUCED IN WHOLE OR PART OR USED FOR THE MANUFACTURE OF ANY ARTICLE WITHOUT THE EXPRESS PERMISSION OF THE COPYRIGHT HOLDERS.

2. WORK TO FIGURED DIMENSIONS ONLY.

3. THIS DRAWING IS TO BE READ IN CONJUNCTION WITH ALL RELEVANT ARCHITECT'S, SERVICE ENGINEER'S AND EMPIRE ARCHITECURAL DESIGNS DRAWINGS AND SPECIFICATIONS.

North

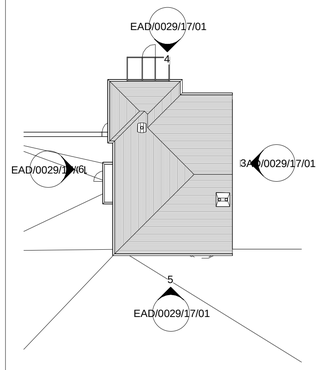

7 Site
1 : 200

REV	DESCRIPTION	BY	DATE

STATUS: PLANNING ISSUE

Empire Architectural Design
E: enquiries@empire-designs.co.uk
T: 01273 934907
www.Empire-Designs.co.uk

Office 2, Hall Business Centre,
41 Dolphin Road,
Shoreham BY Sea,
BN43 6AP

EMPIRE® ARCHITECTURAL DESIGNS

CLIENT: Mr Ben Hall & Miss Jess Clark
27 Holmbush Way
Southwick
BN42 4YA

DRAWING: Single Storey Rear Extension

TITLE: Existing Plans & Elevations

SCALE AT A1:	DATE:	DRAWN:	CHECKED:
As indicated	28/06/17	AP	
PROJECT NO:	DRAWING NO:		REVISION:
HOLM_WY	EAD/0029/17/01		