Copyright (c) 2021

NOTE:
The contractor is to check all site dimensions and levels before work starts. Report any discrepancies.

This drawing must be read with and checked against all structural and other specialist drawings, specifications and bills of quantities. Report any discrepancies.

The contractor is to comply with all current British Standards and Building Regulations whether or not specifically stated on these drawings.

ITEMS SHOWN DASHED TO BE REMOVED

2620 Floor to ceiling spot heights

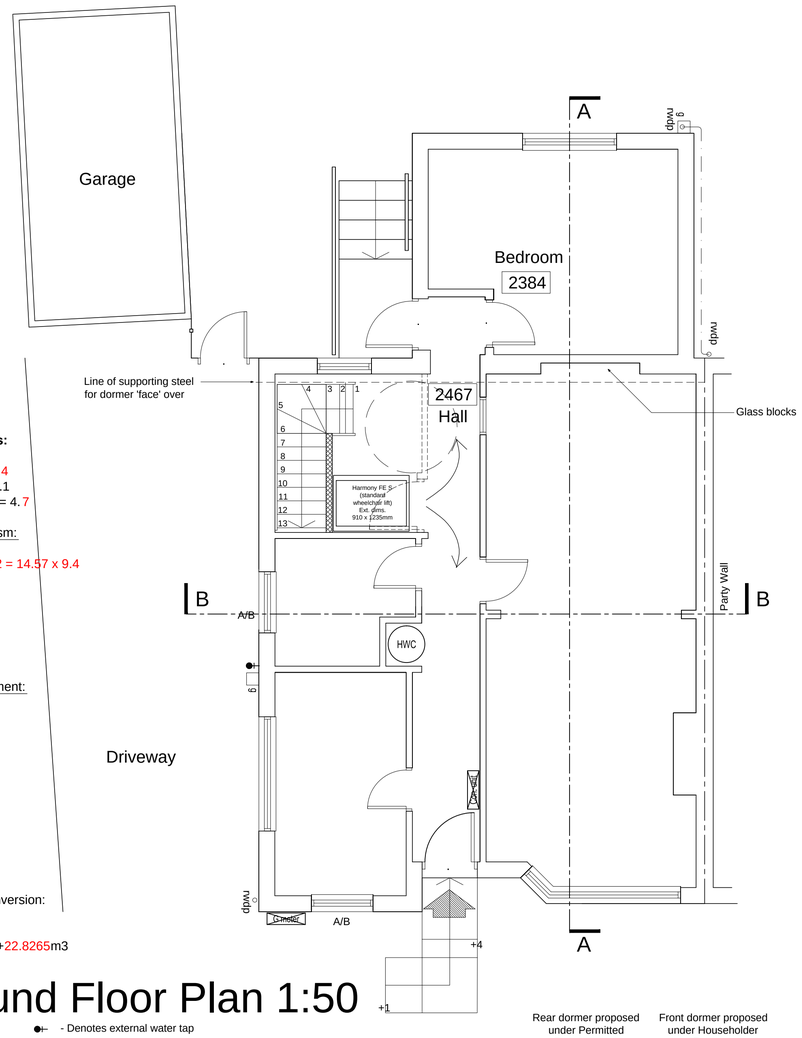

Hip to gable calculations:

A: Depth of main roof = 9.4
C: Height of main roof = 3.1
D: Ridge to eaves in plan = 4.7

Volume of a triangular prism:
(AxC) /2 x (Dx2)
9.4x3.1 = 29.14 /228.52 /2 = 14.57 x 9.4
= 136.958m3

Volume of a Pyramid:
(A x (Dx2) x 1/3C
9.4 x 9.4 x 1.0333
=91.305m3

Volume of additional segment:
Hip to Gable
(Prism - Pyramid) /2
136.958 - 91.305 / 2
= 22.8265

Dormer calculations:
Height F: 2.45m
Length G: 6.24m
Depth E: 3.55m
(ExF/2xG)
3.55 x 1.225 x 6.24
= 27.1362m3

Proposed Hip to gable conversion:
= 22.8265

Total volume 27.1362m3 +22.8265m3
=49.9627m3

Ground Floor Plan 1:50

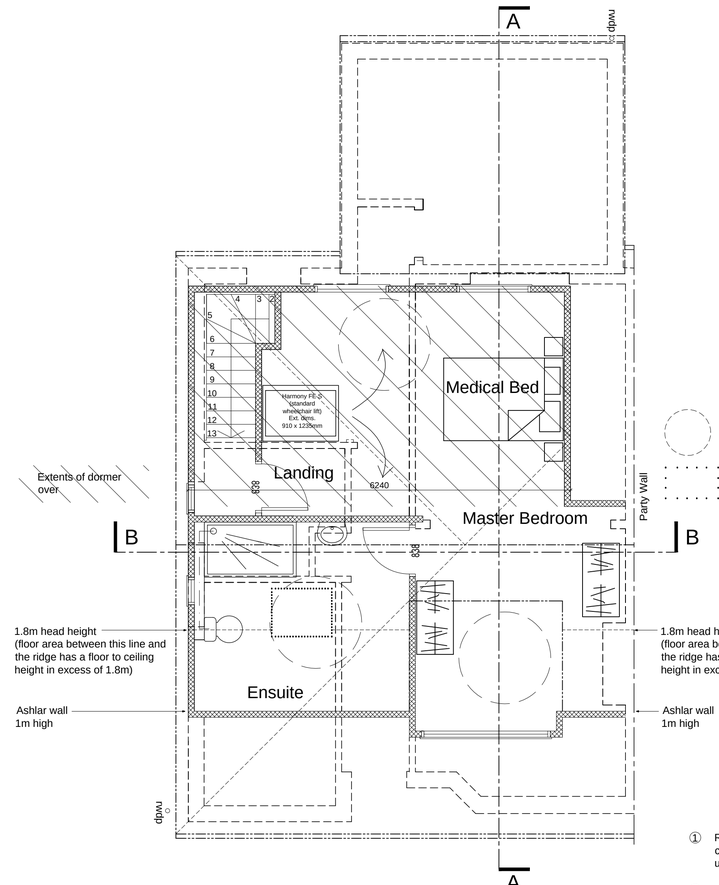

First Floor Plan 1:50

Materials:

Roof:
Main roof: Roof tiles to match existing
Dormer roof: Felt flat roofs

Dormer Walls and Gable End:
Tile hung

Fascia and soffit:
To match existing

Windows:
To match existing

1.5m Dia. Turning circle

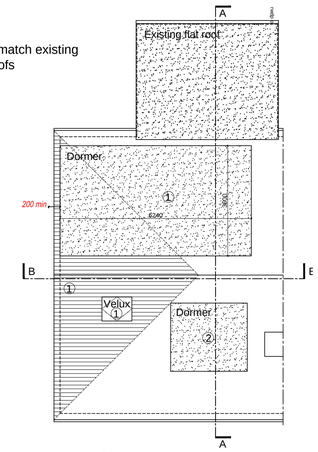

Roof Plan 1:100

1m 2m 3m 4m 5m
1:100 Scale Bar
1m 2m 3m 4m 5m
1:50 Scale Bar

PROPOSED WALLS ON PLAN

A/B - Air brick
●⊢ - Denotes external water tap



SE Elevation 1:100

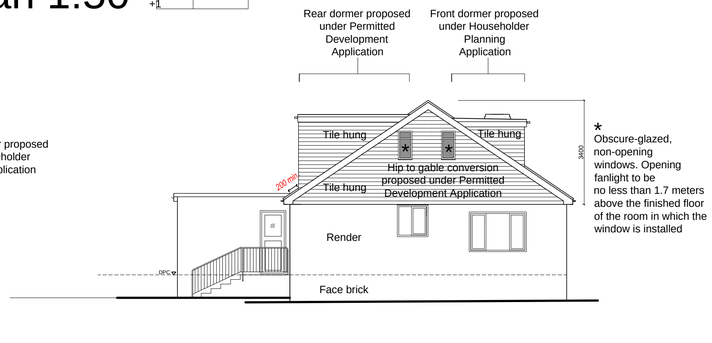

* Obscure-glazed, non-opening windows. Opening fanlight to be no less than 1.7 meters above the finished floor of the room in which the window is installed

SW Elevation 1:100

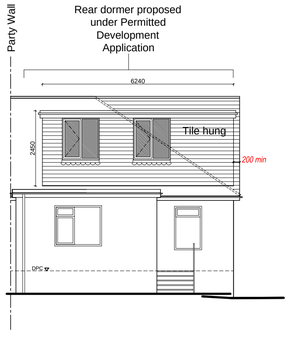

NW Elevation 1:100

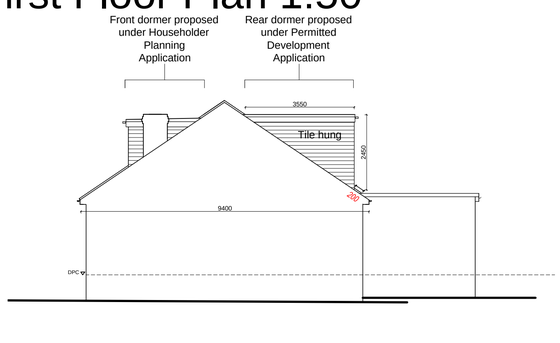

NE Elevation 1:100 (About Party Wall)

① Rear dormer, hip to gable loft conversion and front Velux proposed under Permitted Development

② Front dormer proposed as a Householder Planning application

PLANNING STAGE

Rev.	Date	Description	By
A	Jan '21	Revised for Planning	-

Client
Mr and Mrs Hewitt

Project
Alterations To:
37 Hawkins Crescent
Shoreham-by-sea

Drawing Title
Plans & Elevations
as Proposed

Copyright (c) 2020 of:
Sussex Architectural Services
Wicket View
Cuckfield Lane
Warninglid
West Sussex
Tel:(01444) 461355
Email: info@sussexarchitecturalservices.co.uk

Scale 1:100, 1:50 @ A1
Date November 2020
Drawn -
Drawing Number 20-111.1 02 A