ADUR & WORTHING
PLANNING SERVICES
PLAN AWDM/ 1613
DATE VALID 13 SEP 2013



Rear West Facing Elevation

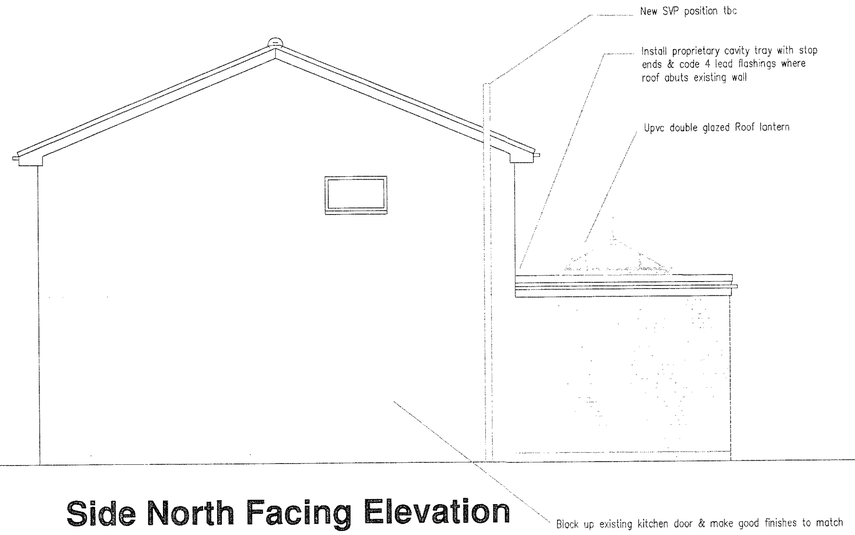

Side North Facing Elevation



Side South Facing Elevation

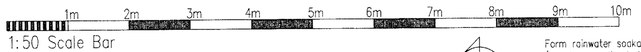

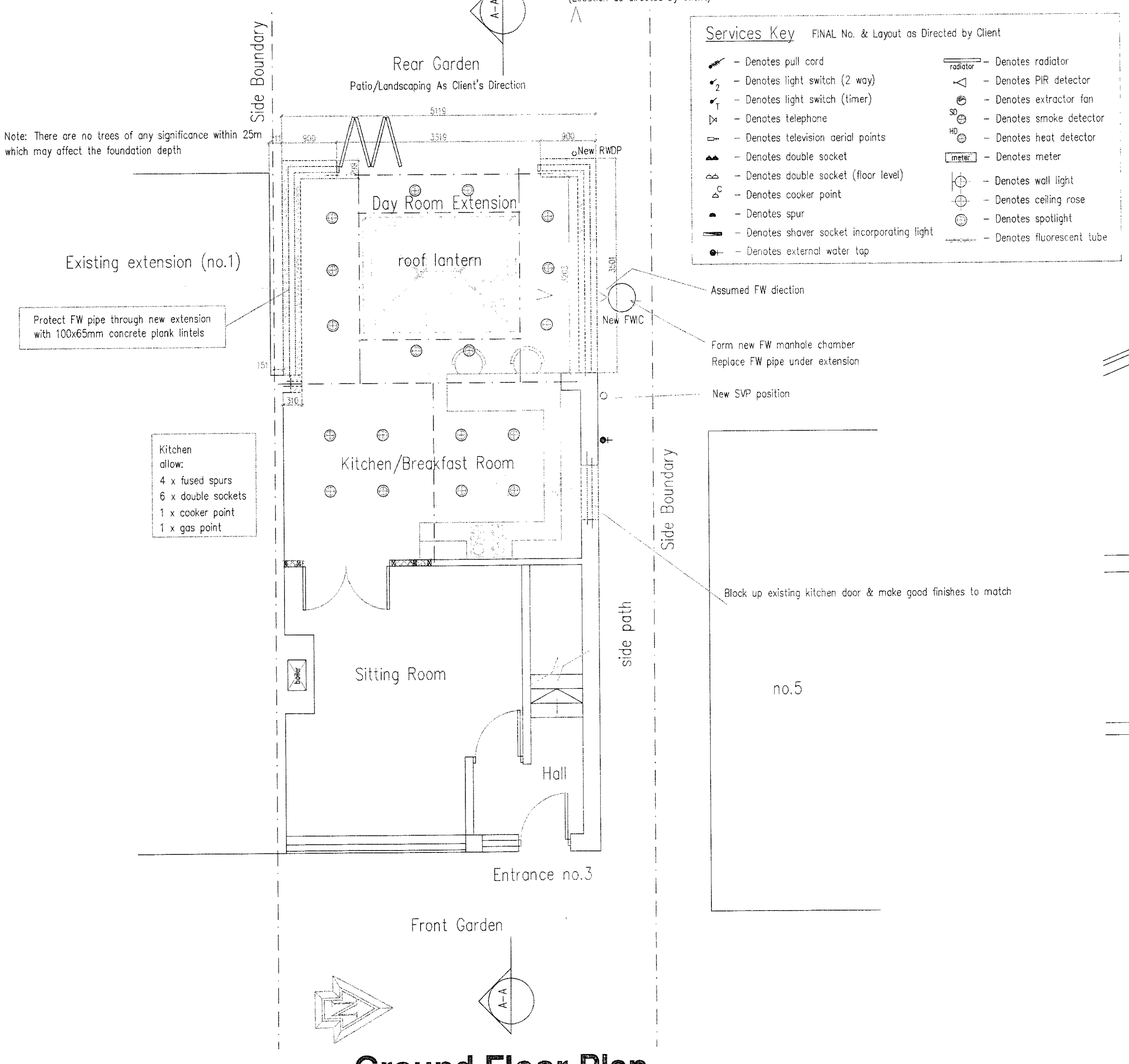

Ground Floor Plan

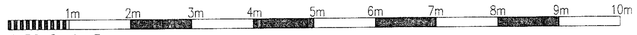

Services Key

FINAL No. & Layout as Directed by Client

- – Denotes pull cord
- – Denotes light switch (2 way)
- – Denotes light switch (timer)
- – Denotes telephone
- – Denotes television aerial points
- – Denotes double socket
- – Denotes double socket (floor level)
- – Denotes cooker point
- – Denotes spur
- – Denotes shaver socket incorporating light
- – Denotes external water tap
- – Denotes radiator
- – Denotes PIR detector
- – Denotes extractor fan
- – Denotes smoke detector
- – Denotes heat detector
- – Denotes meter
- – Denotes wall light
- – Denotes ceiling rose
- – Denotes spotlight
- – Denotes fluorescent tube

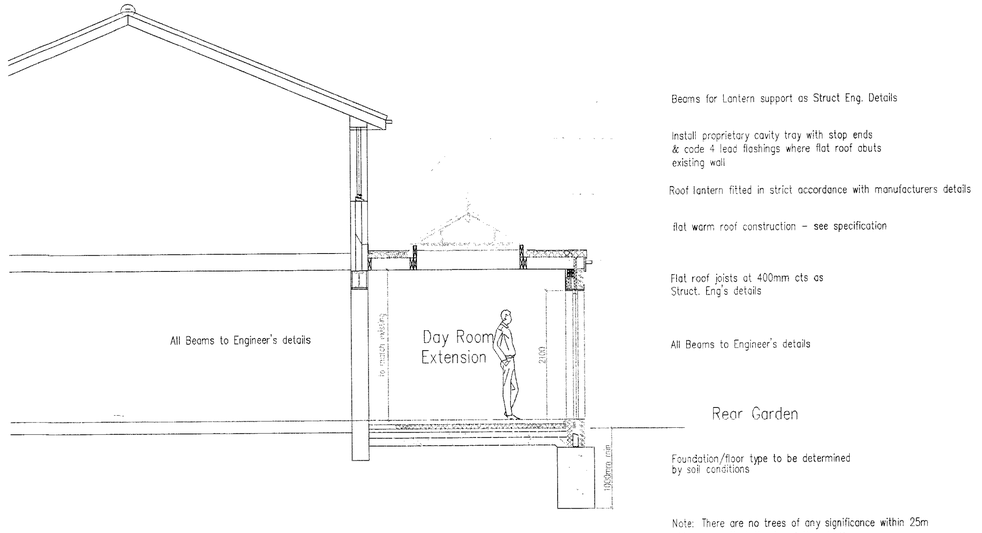

SECTION A-A

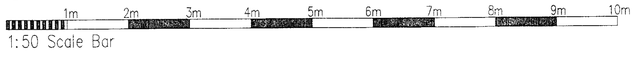

DO NOT SCALE FROM THIS DRAWING EXCEPT FOR PLANNING AS PHOTOCOPIES WILL BE SUBJECT TO DISTORTION
DRAWINGS TO BE READ IN CONJUCTION WITH ALL OTHER ARCHITECT'S & STRUCTURAL ENGINEER'S CONTRACT DRAWINGS & SPECIFICATIONS.
ANY DISCREPANCIES MUST BE BROUGHT TO THE ATTENTION OF THE ARCHITECT IMMEDIATELY.
THE CONTRACTOR MUST VERIFY ALL DIMENSIONS BY SITE MEASUREMENT BEFORE ORDERING MATERIALS OR MANUFACTURING COMPONENTS.
SUBSTITUTE MATERIALS & PRODUCTS TO THOSE NAMED WILL BE ACCEPTABLE IF PROVEN TO BE OF EQUAL OR HIGHER PERFORMANCE AND NOT IN CONFLICT WITH OTHER ELEMENTS.

Project:
Proposed Rear Single storey extension At:
3 Tarragon Way
Shoreham By Sea
West Sussex
BN43 6JG

Drawing title:
Plans & Elevations As Proposed

Client: Richard Moore

© Copyright of:
Architectural & Planning Services
15 West Street
Shoreham By Sea
West Sussex
BN43 5WF
BJW
01273 441009
07856899101
e-mail: benw@bjwarchitectural.co.uk
website: bjwarchitectural.co.uk

Scale: 1:50	Paper size: A1
Date: 29.8.2013	Drawn: BJW
Drg. No: 02	Rev'n