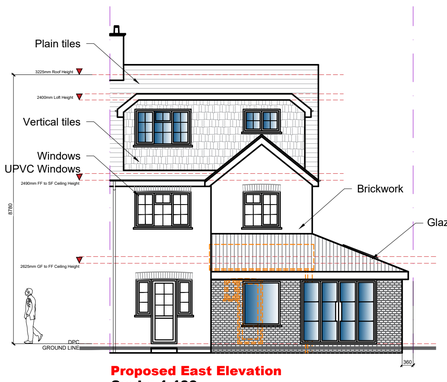

Proposed East Elevation
Scale: 1:100

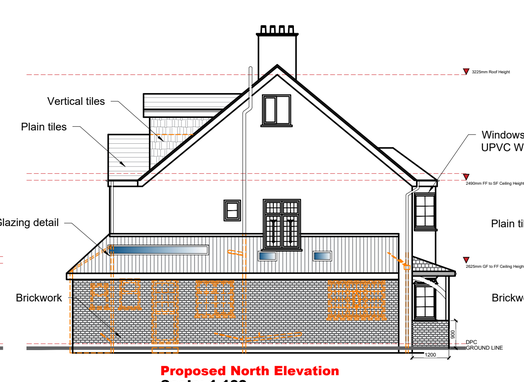

Proposed North Elevation
Scale: 1:100

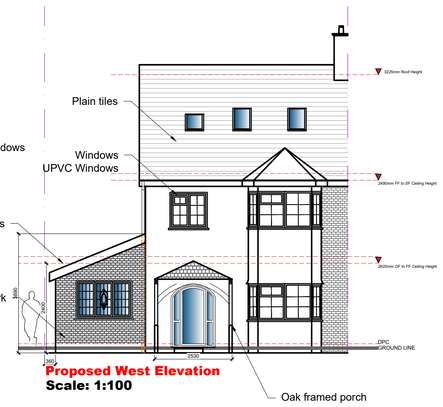

Proposed West Elevation
Scale: 1:100

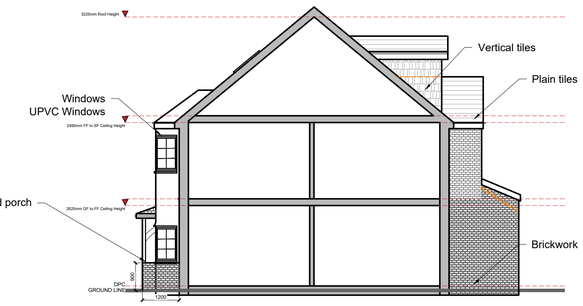

Proposed South Elevation/Section A-A
Scale: 1:100

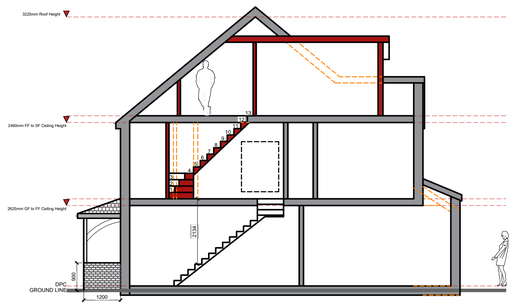

Proposed South Elevation/Section B-B
Scale: 1:100

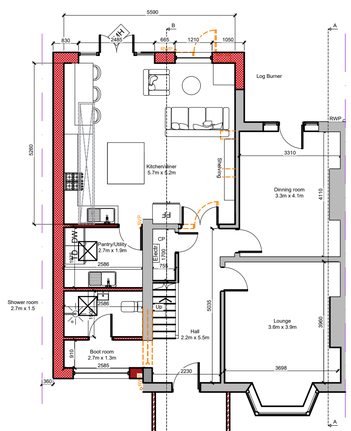

Proposed Ground Floor Plan
Scale: 1:100

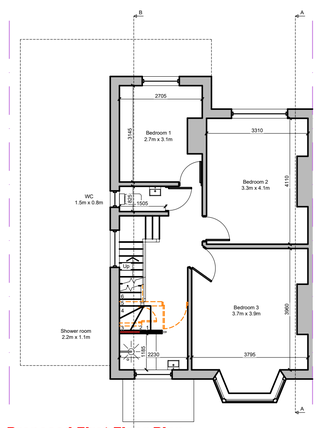

Proposed First Floor Plan
Scale: 1:100

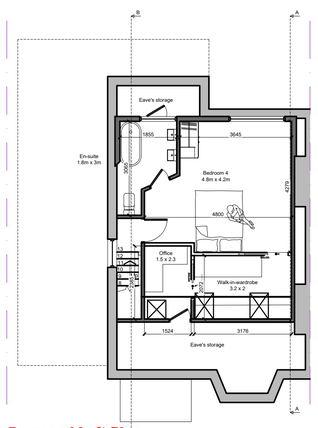

Proposed Loft Plan
Scale: 1:100

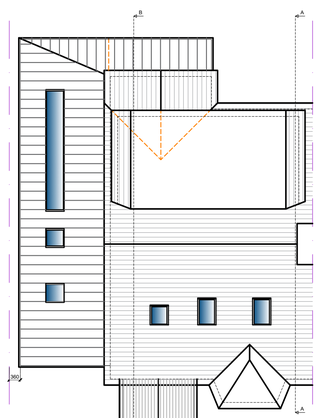

Proposed Roof Plan
Scale: 1:100

SITE PHOTOS









Location Plan
Scale: 1:1250

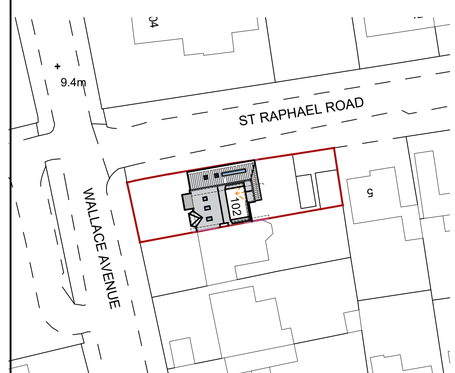

Block Plan
Scale: 1:500

Area
333.9m²

FOR APPROVAL

NOTE:

This drawing is to be read in conjunction with the Construction Notes and Structural Engineer's details.

The Contractor is responsible for all setting out and must check levels and dimensions on site before ordering materials or commencing work.

Refer to written dimensions only. Do not scale from drawings, except for the purposes of Planning assessment.

The Architect is to be immediately notified of any omissions or discrepancies.

Building work should not commence until all statutory approvals have been granted, i.e. Planning, Building Control, etc.

If a public sewer is discovered, consent to 'Build-over/Close-to' may be required from the Water Authority.

PARTY WALLS:

Work to Party Walls (including insertion of flashings, beam bearings, etc) are subject to Party Wall agreements with neighbours and are to be arranged by the Client in accordance with the Party Wall Act (i.e. Providing two months written notice)

- Below ground drainage - Surface Water
- Below ground drainage - Foul Water
- Discharge pipes
- Existing structure
- Proposed structure
- Removed structure
- Section line
- Area: 31m²
- Area: 39.3m²

NOTE:

This design do fall under permitted development because:-
Volume of rear dormer = H-2.4, D-2.6, L-5.6 = 17.47m3

Total Volume = 17.47m3 < PD = 50m3

Side-facing windows to be obscure-glazed; any opening to be 1.7m above the floor

Roof extensions, apart from hip to gable ones, to be set back, as far as practicable, at least 20cm from the original eaves

Materials to be similar in appearance to the existing house

The roof enlargement does not overhang the outer face of the wall of the original house.

Revision	Date:	Details:	Initials:
C	24/04/2024	Planning Amendments	DLS
B	22/04/2024	Planning Amendments	DLS
A	06/03/2024	Planning Amendments	DLS

These drawings and designs are the property of Shear Architectural Design Ltd and must not be copied, retained, or used without prior written consent.
© Copyright

SHEAR ARCHITECTURAL
CREATE INSPIRE ENHANCE

Unit 6 Riverside Business Centre,
Brighton Road,
Shoreham-by-Sea
BN43 6RE

07881 656512
info@sheararchitecturaldesign.co.uk
www.sheararchitecturaldesign.co.uk

PROJECT:

102 Wallace Ave,
Worthing BN11 5QA,
West Sussex

DRAWING TITLE:

Side extension and loft conversion

NORTH

DATE:	22/01/2024
SCALE:	Various @ A1
DRAWN:	ML
CHECKED:	ML
SHEET	OF

PROJECT NUMBER:	DRAWING NUMBER:	REVISION:
23/064	PL1	C