

East Elevation

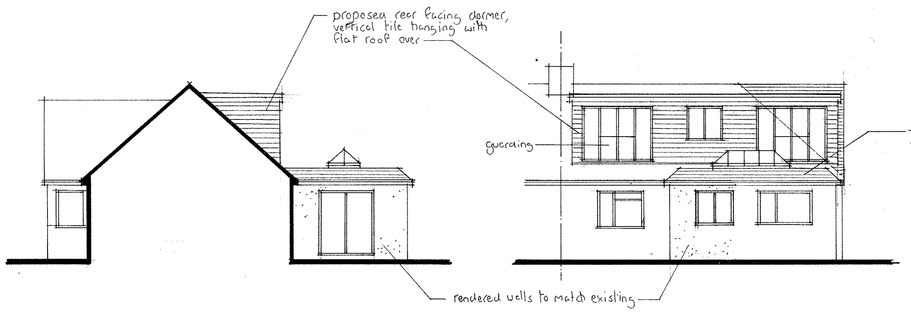

North Elevation

West Elevation

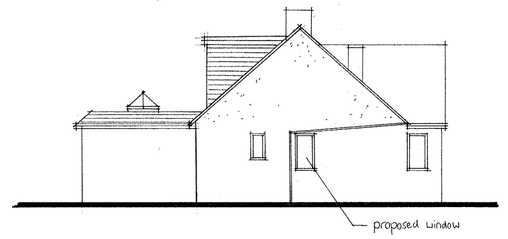

South Elevation

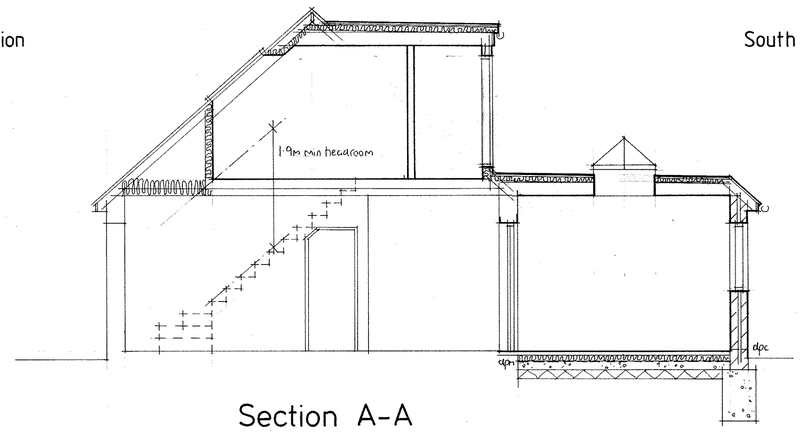

Section A-A

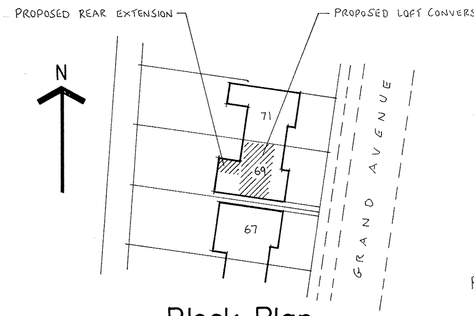

Block Plan

SCALE 1:500 0 10 20 30

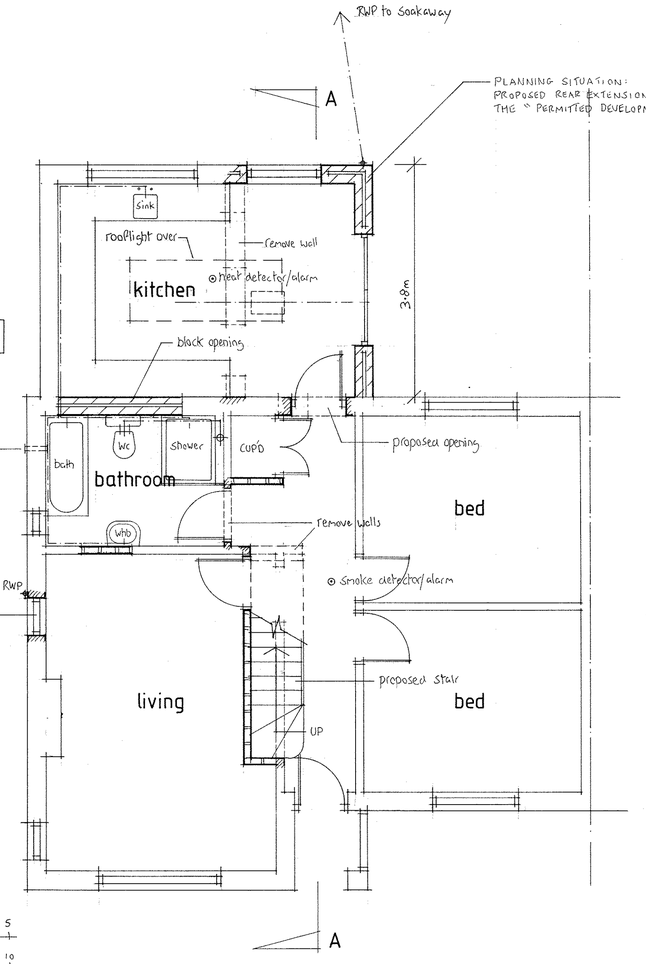

A1 PAPER SIZE SCALE 1:50 0 1 2 3 4 5

1:100 0 1 2 3 4 5 6 7 8 9 10

Ground Floor Plan

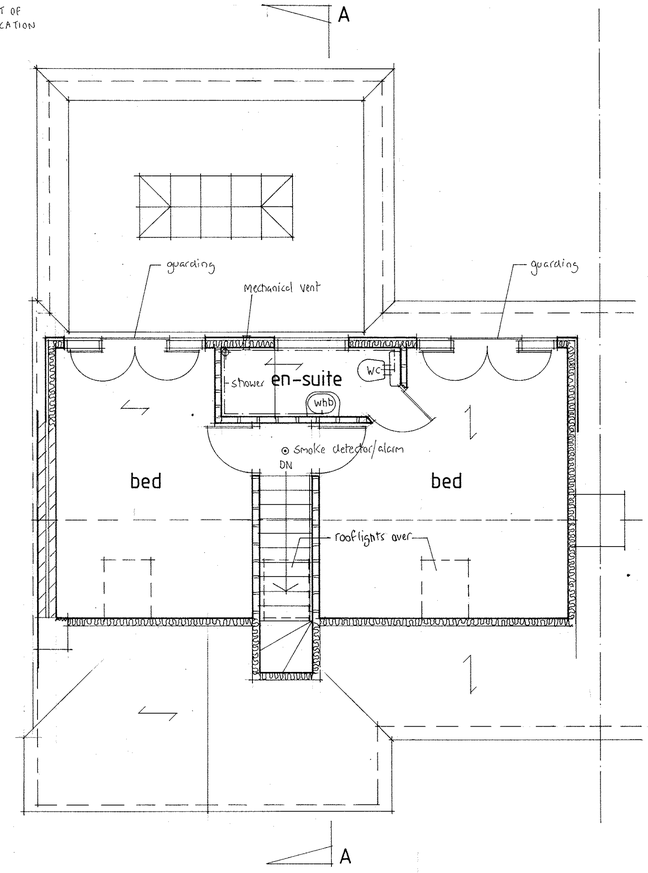

First Floor Plan

REVISIONS

REV 'A' 24th Jan 2018
Proposed window/door amended. Side window shown.

REV 'B' 15th Mar 2018
Loft conversion shown. Drg completed ready for the PD planning application and Bldg Regs application.

REV 'C' 28th Mar 2018
As application for 'Prior Approval' larger home extension has been made for the rear extension. This drawing has been annotated 'does not form part of this application'.

NOTE: PLANNING SITUATION
PROPOSED REAR EXTENSION 'DOES NOT FORM PART OF THE "PERMITTED DEVELOPMENT" PLANNING APPLICATION'

THIS DRAWING TO BE READ WITH DRG Nº 1623/2144, SPECIFICATION NOTES AND STRUCTURAL ENGINEERS CALCULATIONS

Do not scale from this drawing all dimensions must be checked on site. This drawing is the sole copyright of Insite Planning Ltd.

Insite Planning Ltd
5 Beechwood Avenue
Brighton, East Sussex
BN1 8ED
Tel: 01273 558118
Email: insiteplanning@yahoo.co.uk

Client:

Job:

69 Grand Avenue
Lancing

Proposed Single Storey
Rear Extension
and Loft Conversion

Date: Jan 2018 Scale: 1:50, 1:100

Drawing No. 1623/2145C