T.P. OFFICE COPY
REVISED PLAN
planning permission only and does not purport to be a working or contractual drawing and should not be used for any building or contractual purposes without prior written approval from Neil Holland Architects.
This drawing has been prepared based on survey drawings and information prepared by others.
All dimensions and levels on all drawings must be checked and verified on site before commencement of works.

0 2 4 6 8 10
· PHYSICAL SCALE IN METRES ·

Rev. A: Alterations to rear elevation etc.
Rev. B: Planning amendments.

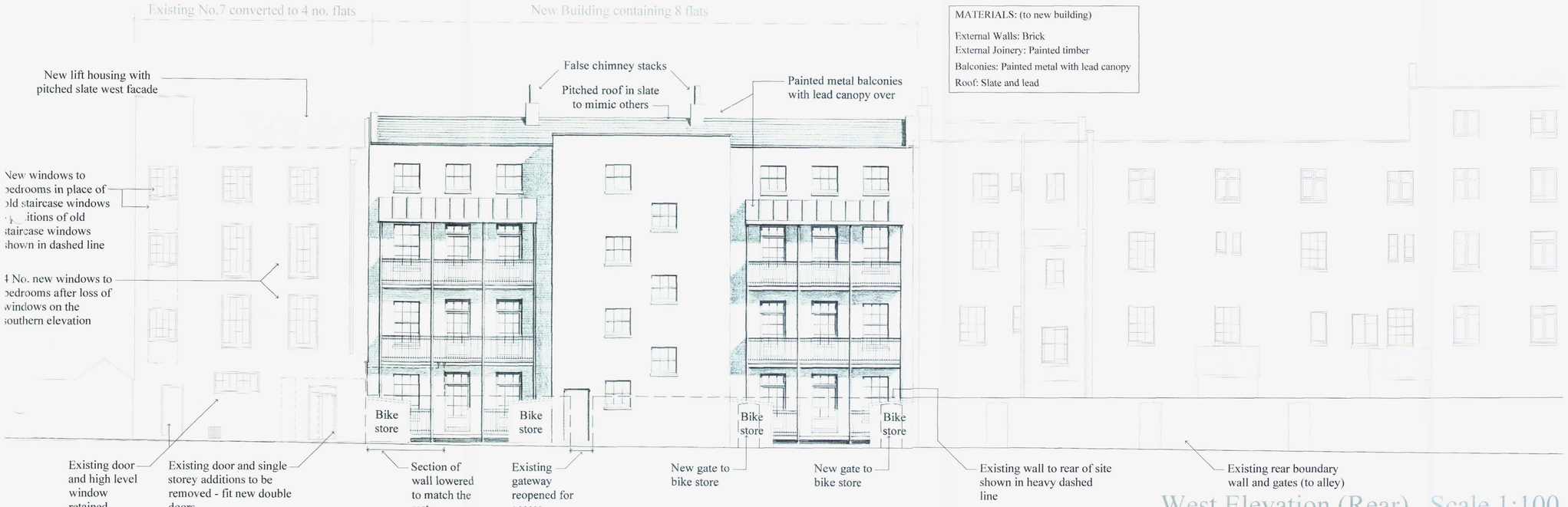

MATERIALS: (to new building)

External Walls: Brick
External Joinery: Painted timber
Balconies: Painted metal with lead canopy
Roof: Slate and lead

West Elevation (Rear) Scale 1:100

Rear Wall to Alley Scale 1:100

First Floor Plan Scale 1:100

showing 2no. 3 bed flats
Flat 3 = 120 sq. m (gross int.)
Flat 4 = 119 sq.m (gross int.)
and 1no. 2 bed flat
Flat 10 = 104 sq. m (gross int.)

BOROUGH OF WORTHING
DEPOSITED PLANS NO.
9/2/10
09/1068/LBC

Second Floor Plan Scale 1:100

showing 2no. 3 bed flats
Flat 5 = 120 sq. m (gross int.)
Flat 6 = 119 sq.m (gross int.)
and 1no. 2 bed flat
Flat 11 = 104 sq. m (gross int.)

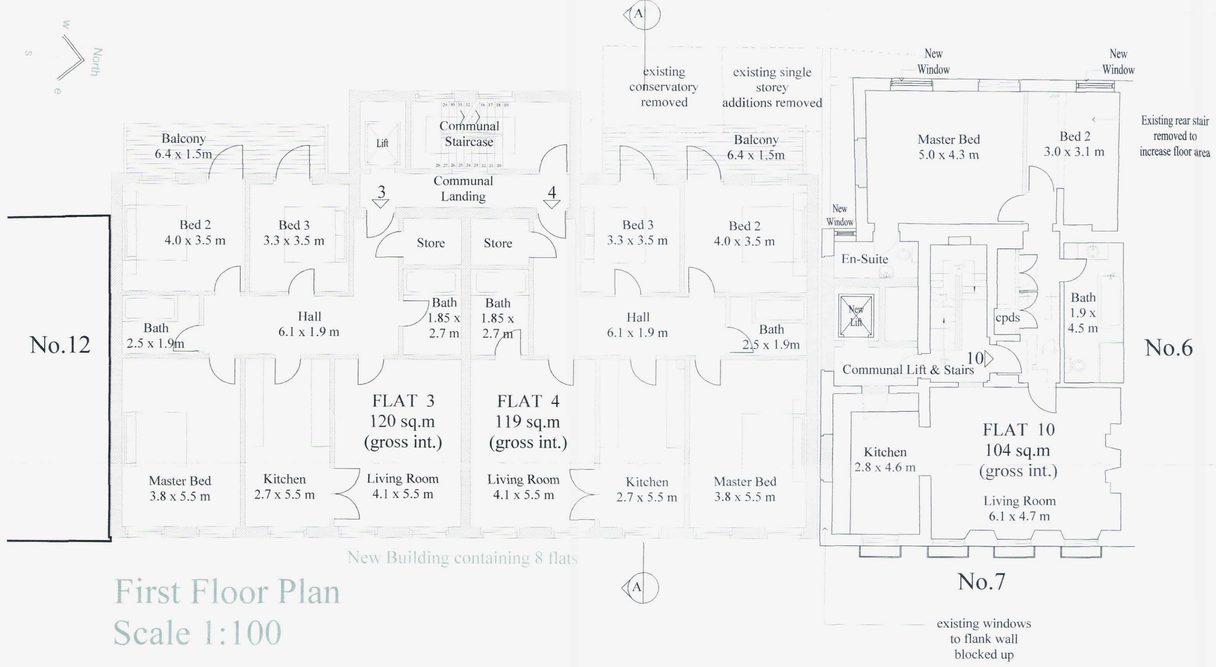

First Floor Plan
Scale 1:100

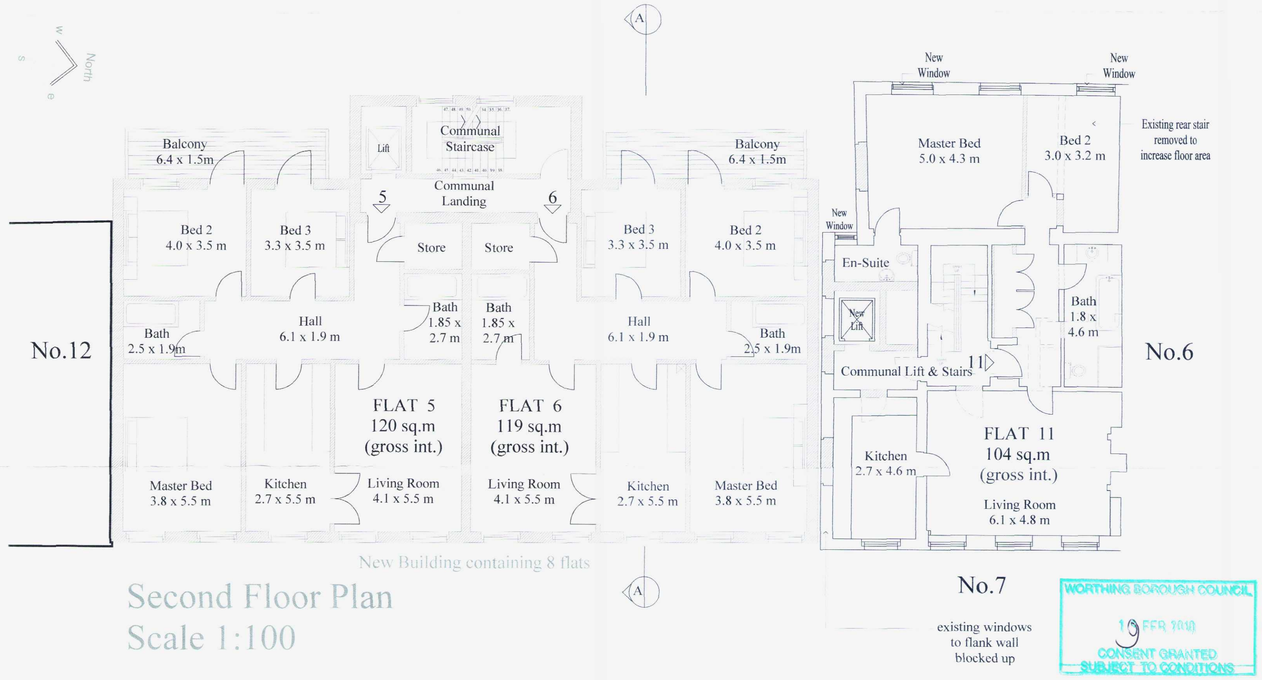

Second Floor Plan
Scale 1:100

WORTHING BOROUGH COUNCIL
19 FEB 2010
9
CONSENT GRANTED SUBJECT TO CONDITIONS

A NEW BUILDING CONTAINING EIGHT APARTMENTS on Land Adjacent to . No.7 THE STEYNE WORTHING . WEST SUSSEX . ALONG WITH THE CONVERSION OF No.7 to 4 FLATS.

FOR Mr. M CLINCH · · JOB No. 625 · DRAWING No. 002b · SCALE 1:100 ·· DATE · 27th October 2009 ·

NEIL HOLLAND ARCHITECTS
7 Maltravers Street Arundel
West Sussex BN18 9AP
Tel 01903 882923 Fax 884202
www. neilhollandarchitects.co.uk
E-mail. office@neilhollandarchitects.co.uk