Form Ref. No. 818244

ADUR DISTRICT COUNCIL

APPLICATION FOR LISTED BUILDING CONSENT

Planning (Listed Buildings and Conservation Areas) Act 1990

ADUR DISTRICT COUNCIL
PLANNING DIVISION

PLAN No.	A0070767
DATE RECEIVED	26 NOV 2007

1 Applicant (in block capitals)

Title	MR + MRS
Forenames	J
Surname	PRESSLEY
Address	MANOR HOUSE 25 CHURCH STREET SHOREHAM BY SEA SUSSEX BN43 5DQ
Phone	
Work Phone	
Fax	
Email	

Agent (if any)

Full name	~~INWOOD TUCK JONES PARTNERSHIP~~
Address	120 PORTLAND ROAD HOVE SUSSEX BN3 5DN
Phone	01273 771818.
Work Phone	
Fax	01273 206019
Email	

2 Type of Application

I am applying for Listed Building Consent to: demolish a listed building	NO
demolish part of a listed building (please see note 4)	NO
I am applying to alter or extend a listed building	YES
I am applying to fix an advertisement or structure to a listed building	NO
I am applying to remove or change a condition on a Listed Building Consent	NO

If "Yes", please give the condition number [ ] and the application number [ ]

3 Please give the address of the building this application relates to.

Address: MANOR HOUSE, 25 CHURCH STREET, SHOREHAM BY SEA, SUSSEX, BN43 5DQ

Do you own or control any land or buildings next to this site? NO

(If 'Yes', the land or buildings should be outlined in blue on your plan)

Area of land the application relates to:

square metres 510 or hectares [ ]

4 Please describe the work you want to carry out

FORMATION OF ENSUITE BATHROOM AT SECOND FLOOR TOGETHER WITH AN ADDITIONAL WINDOW & ENLARGED WINDOW ON THE NORTH ELEVATION.

Are you applying for consent for work already carried out? NO.

If 'Yes', please tell us:

The application number of the planning permission for the development; and

The date the work was carried out

5 The Use of the Building

What is the building used for now? SINGLE DWELLING

If the building is not in use, what was it last used for?

What do you plan to use the building for? SINGLE DWELLING.

6 Grants

Have you received a grant for any work involved in this application? NO

If "Yes", please specify

7 Please enclose four copies of this form and four sets of plans.
Please number your plans and write the numbers and scales against the titles here.
(Please see note 7)

	Plan Number	Scale
Location Plan	97807 04	1:1250
Block Plan	" 05	1:500
Detailed Plans	" 04	1:50 1:100

8 Signature [redacted]



Signatu[redacted] **Date:** 19.11.07

Please print your name:
INWOOD TUCK JONES PARTNERSHIP

Certificate under Section 11 of the Planning (Listed Buildings and Conservation Areas) Act 1990 (please see note

Certificate A

I confirm that: nobody except the applicant was an owner of the building or land involved at the beginning of the period of 21 days before the date of this application. ('Owner' means the freehold owner or a tenant with at least seven years of te[redacted]

Signature: [redacted]	**Date:** 19 . 11 . 07
Please print your name: [redacted]	
[illegible] JONES PARTNERSHIP	

Notes

1 You may find it helpful to call in at our Planning Section to discuss your plans before you fill in this form.

2 You can make the application yourself or you can employ someone (an "agent") to do it for you. If an agent makes the application, we will send all letters, including the decision notice, to them.

3 **Definition of a listed building**

A listed building is any building which:

- is included in a list of buildings of special architectural or historic interest made by the Secretary of State under Section 1 of the Planning (Listed Buildings and Conservation Areas) Act 1990;
- immediately before 1 January 1969 was under a Building Preservation Order under Part 111 of the Town and Country Planning Act 1962; or
- is under a current Building Preservation Notice served under Section 3 of the Planning (Listed Buildings and Conservation Areas) Act 1990.

4 **Demolishing or partly demolishing a listed building**

You will normally need Listed Building Consent to demolish part of a listed building. However, this will depend on the amount of the demolition planned, and you should discuss your proposal with a Planning Officer, even if the demolition is minor. Some minor demolition may still need Listed Building Consent as it may be considered to be an alteration to a listed building.

You can only demolish a listed building if:

- you have Listed Building Consent; and
- you have told the Royal Commission on Historical Monuments about the proposed work and have given them reasonable access to the building for at least a month after getting Listed Building Consent. In some cases, the Commission may write to say that it does not need access.

5 **Altering or extending a listed building**

You need Listed Building Consent to alter, do work to or extend a listed building if the work would affect the building's character as a building of special architectural or historic interest. This applies to work inside and outside the building.

Anything which is fixed to the building or forms part of the site and has done since 1 July 1948 is treated as part of the listed building (for example, walls and outbuildings). This means that you must apply for consent to alter or

6 **Putting up an advertisement on a listed building**

You must have Listed Building Consent to put a sign on a listed building. This may not apply if you are replacing a sign we have already agreed to with one which meets the standards we set for the first sign.

7 **How to apply for Listed Building Consent**

Please send us **four** sets of your plans with the scale and north point clearly show shown (5 sets for applications in Lancing and Sompting). It would help us if these plans are size A3 or A4. One copy of the plans must be coloured to show the work you are applying for.

Design and Access Statement

Manor House, 25 Church Street, Shoreham By Sea.

PLAN A0676767
DATE RECEIVED 26 NOV 2007

The project consists of internal alterations at second floor and variations to windows on the north elevation.

Use
The single dwelling house remains unaltered.

Access
Access into and within the dwelling remains unaltered.

Layout
The alterations consist of the removal of a lightweight timber partition at the north end of the second floor east facing bedroom and the construction of a new partition towards the south to form an en-suite bathroom.
All other aspects of the building remain unaltered.

Scale and Appearance
It is proposed to enlarge the existing square second floor north facing window by reducing the cill height to form a fixed light deeper in proportion then its width with glazing bars generally to match the existing first floor window and to follow proportions appropriate to the building style. The new and adjacent window will match the modified window.
The reveals will be bonded with stock bricks generally as previously with the surrounding flint and brick surrounds made good.

Landscaping
All landscaping is retained.

Inwood Tuck Jones Partnership
23rd November 2007

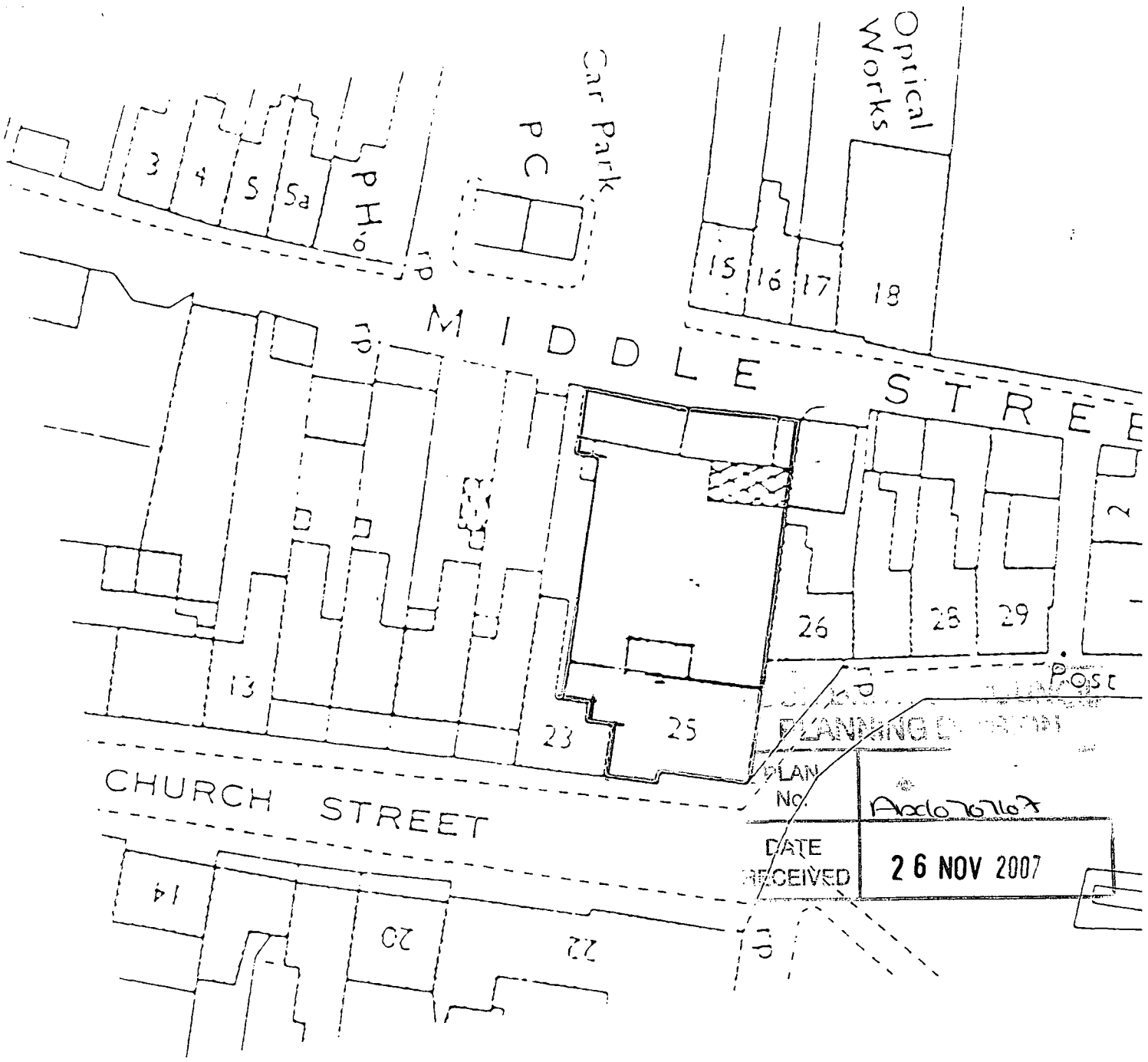

proposed alterations to:
MANOR HOUSE
25 CHURCH ST · SHOREHAM by SE

inwood tuck jones partnership · chartered architects
120 portland road · hove · sx bn 35 dn · 01273 771818

11·07

1:500

97807·05



north existing

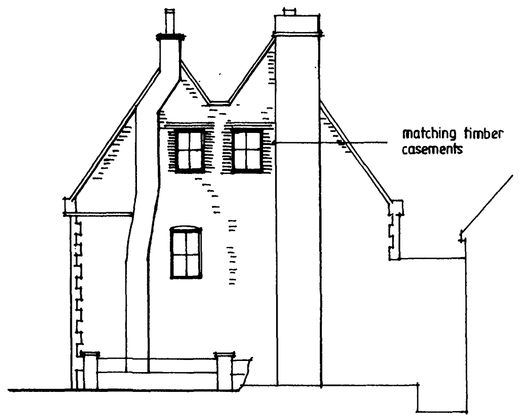

north proposed

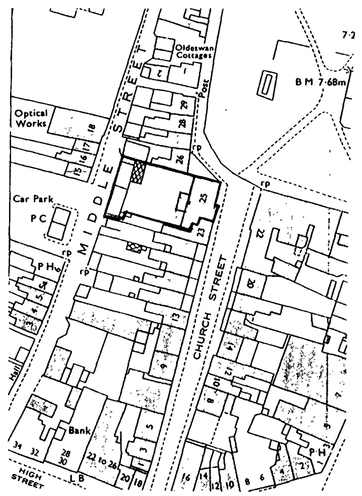

location plan

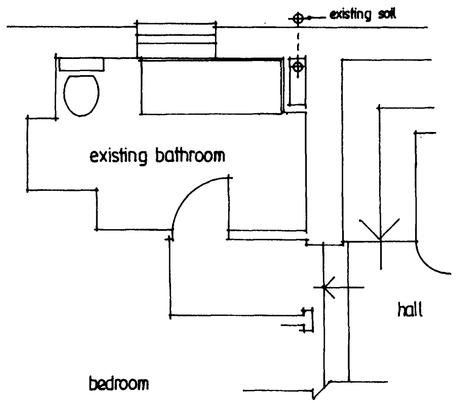

part first floor

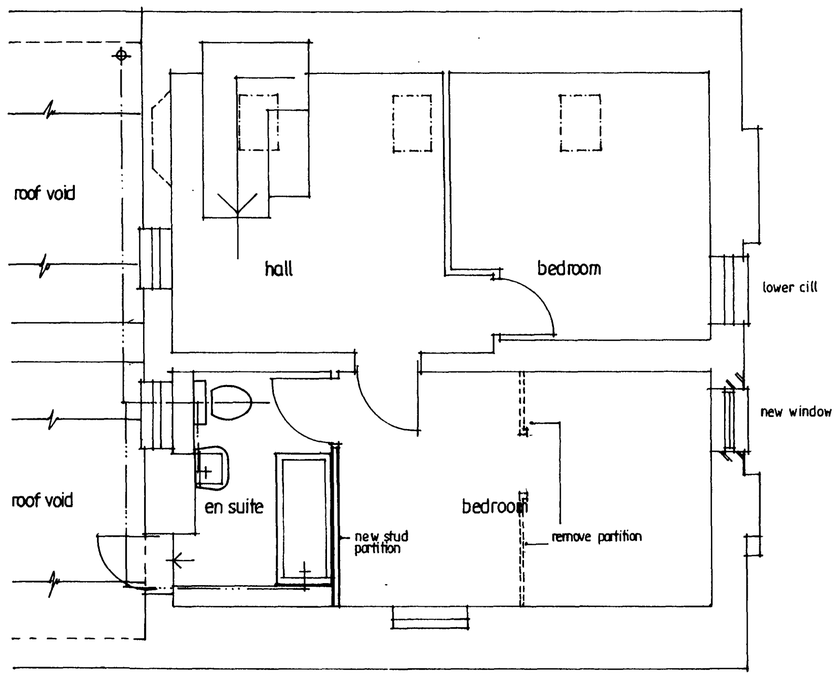

second floor

RECEIVED 16 NOV 2007

proposed alterations to:
MANOR HOUSE
25 CHURCH ST · SHOREHAM by SEA

inwood tuck jones partnership · chartered architects
120 portland road · hove · sx bn 35 dn · 01273 771818

1:50 1:100 1:1250 11·07

97807·04