Copyright (c) 2023

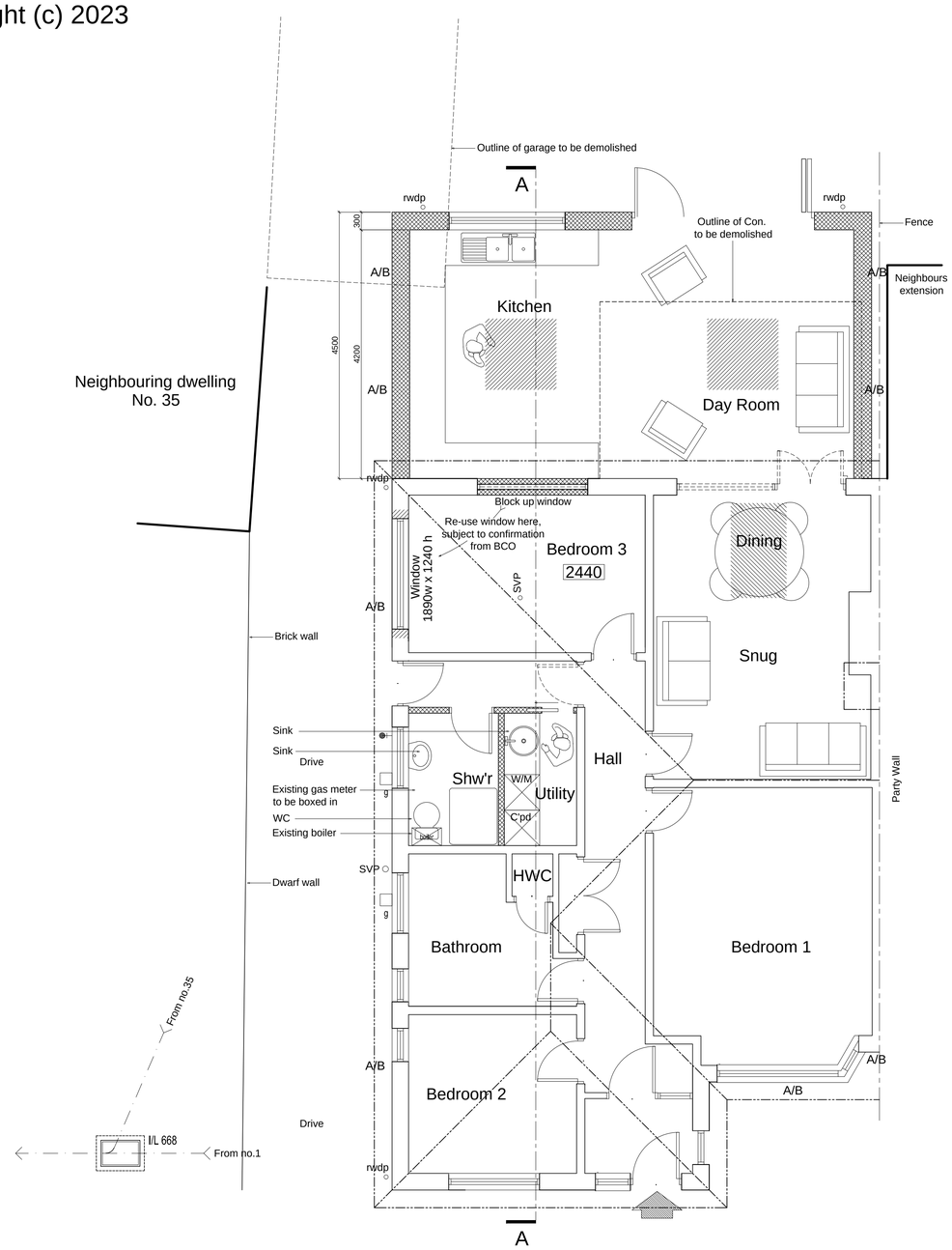

Ground Floor Plan 1:50

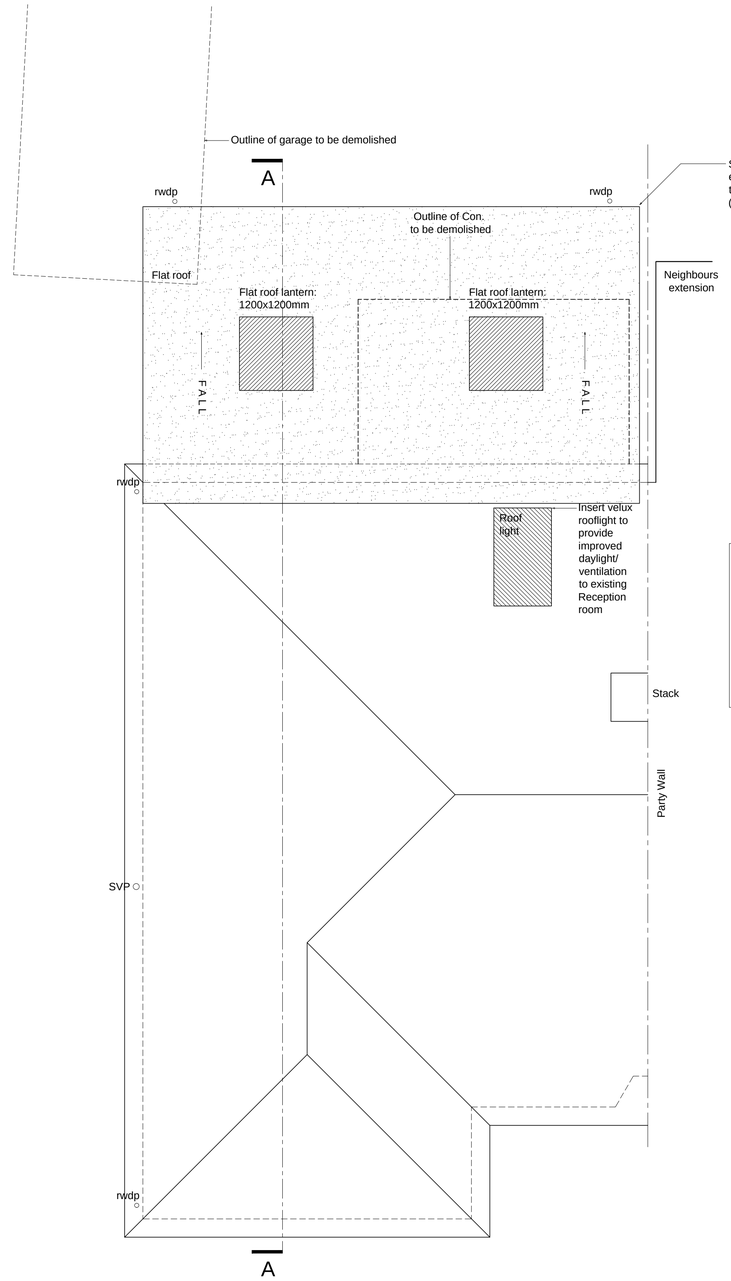

Roof Plan 1:50

NOTE:
The contractor is to check all site dimensions and levels before work starts. Report any discrepancies.

This drawing must be read with and checked against all structural and other specialist drawings, specifications and bills of quantities. Report any discrepancies.

The contractor is to comply with all current British Standards and Building Regulations whether or not specifically stated on these drawings.

This drawing has been produced for Mr & Mrs Lodge and is intended as part of 'Planning' stage and is not intended for use by any other person or for any other purpose.

DIMENSIONS ARE FOR GUIDANCE ONLY,
ALL SETTING OUT TO BE CHECKED ON SITE,
ALL KITCHEN SETTING OUT / WINDOW DOOR SIZES/LOCATIONS TO BE CHECKED ON SITE PRIOR TO CONFIRMATION OF ORDER AND ADJUSTED AS NECESSARY,
* * * REPORT ANY DISCREPANCIES * * *

Services Key

- External water tap
- BOILER — Boiler and flue
- 2620 — Floor to ceiling spot heights
- Indicative steel locations (all tbc by engineer)
- Items shown dashed to be removed
- Flat roof lantern over
- A/B — Air brick
- PROPOSED WALLS ON PLAN

1m 2m 3m 4m 5m
1:100 Scale Bar

1m 2m 3m 4m 5m
1:50 Scale Bar

FOR PLANNING ONLY

Rev.	Date	Description	By
A			-

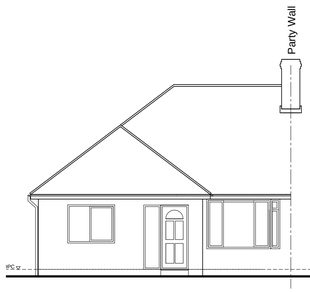

S/E Elevation 1:100

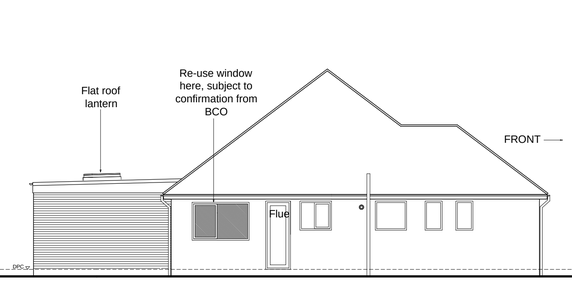

S/W Elevation 1:100

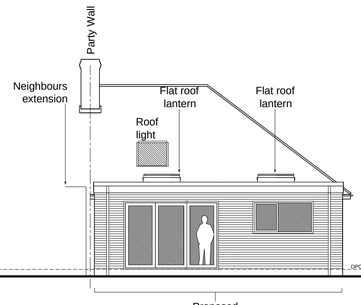

N/W Elevation 1:100

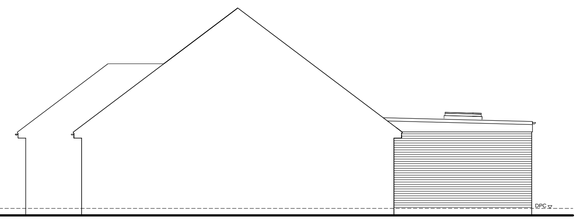

N/E Elevation 1:100

Client
Mr & Mrs Lodge

Project
Alterations To:
1 Greentrees Close,
Sompting

Drawing Title
Plans & Elevations
as Proposed

Copyright (c) 2023 of:
Sussex Architectural Services
Wicket View
Cuckfield Lane
Warninglid
West Sussex
Tel:(01444) 461720
Email: info@sussexarchitecturalservices.co.uk

Scale	Drawing Number
1:100, 1:50 @ A1	23-113-02
Date: April 2023	A
Drawn: -	