SCALE BAR 1:100

0 5M

SCALE BAR 1:200

0 10M



PROPOSED ELEVATION A – EAST
SCALE 1:100

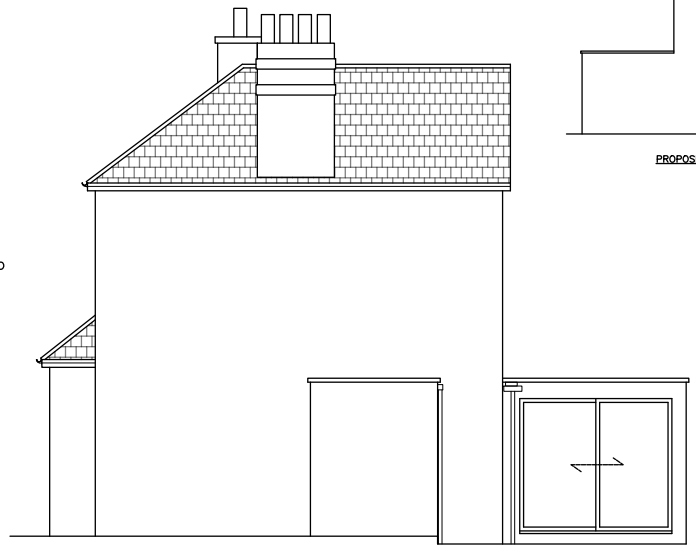

PROPOSED ELEVATION B – NORTH
SCALE 1:100

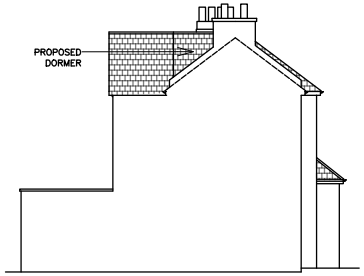

PROPOSED ELEVATION D – SOUTH
SCALE 1:200

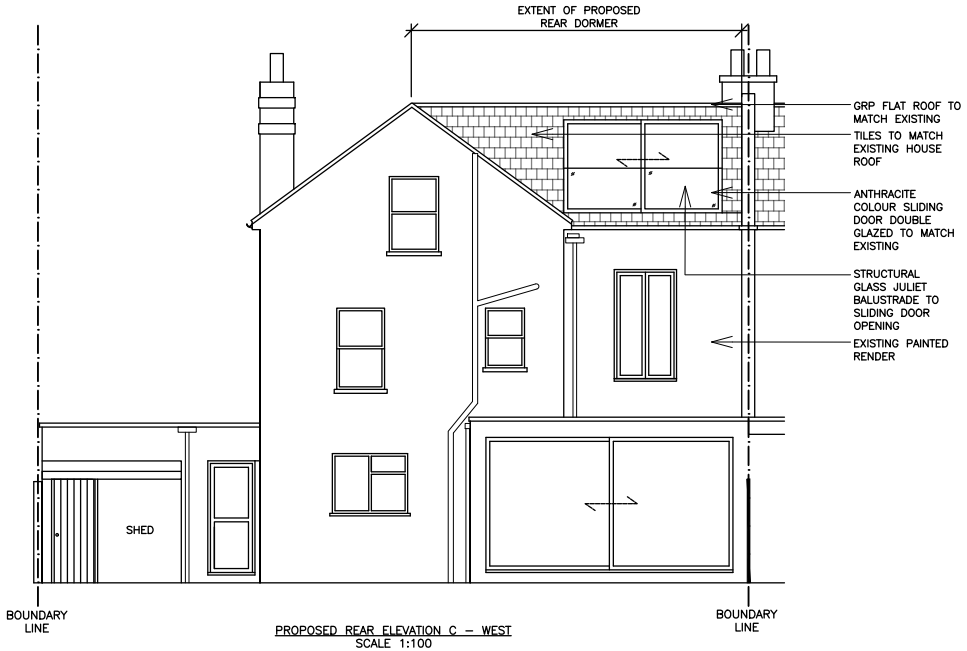

PROPOSED REAR ELEVATION C – WEST
SCALE 1:100

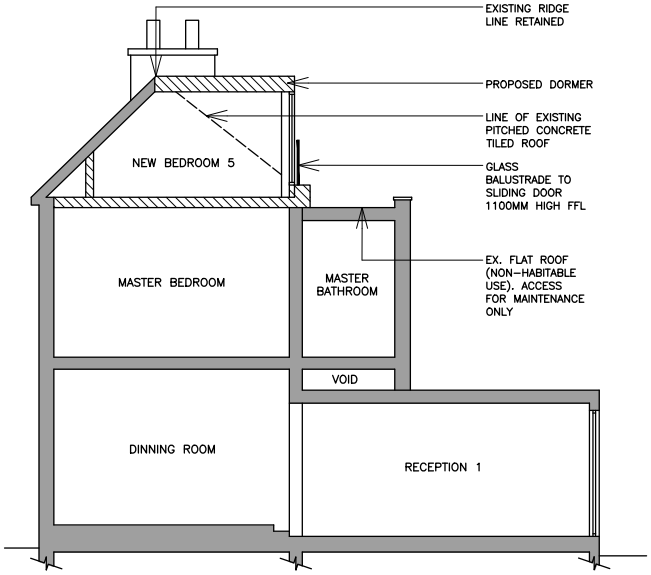

PROPOSED SECTION A
SCALE 1:100

NOTES:

© COPYRIGHT Ben Burke Interior Design & Architecture

All dimension should be checked on site prior to work's commencing.
Variations in squareness, depth od plaster etc, must be checked for. Where new walls are shown as aligned with existing walls, physical removal of brickwork and / or plaster to establish the actual position of the wall being attached to must be checked.
Any discrepancies should be reported in writing immediately.
When printing PDF's check that the drawings are printed to the correct paper scale. Documents should be used as to the drawing status described.
Property owner to ensure that all aspects of the "party wall etc. act 1996" are complied with prior to any works commencing on site.
These drawings are not to be re-drawn, copied or sold unless permission has been given by Ben Burke Interior Design & Architecture.

BEN BURKE
interior design & architecture

19 madeira avenue
worthing, west Sussex
bn11 2at
mob - 00 44 (0) 7956374480
email - ben@bbiduk.com

CLIENT
B & V Burke

SITE ADDRESS
19 Madeira Avenue, Worthing

DRAWING TITLE
Proposed Elevations

PROJECT STATUS
Design Drawing

DRAWING SCALE: @ A3

DATE: November 2024

DRAWN BY: BB | CHECKED BY: -

REVISION: D

DRAWING NUMBER: 424/04