I.T. OFFICE

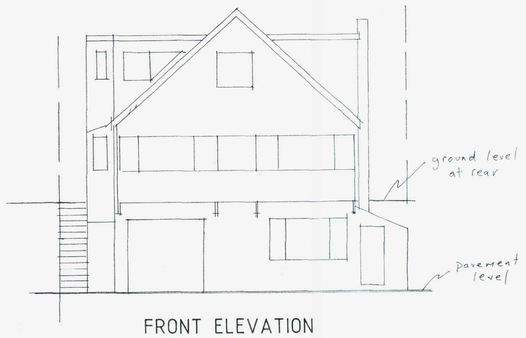

FRONT ELEVATION

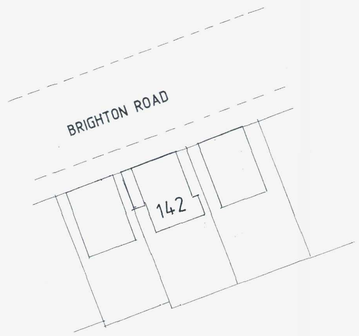

BLOCK PLAN Scale 1:500



LOCATION PLAN Scale 1:1250

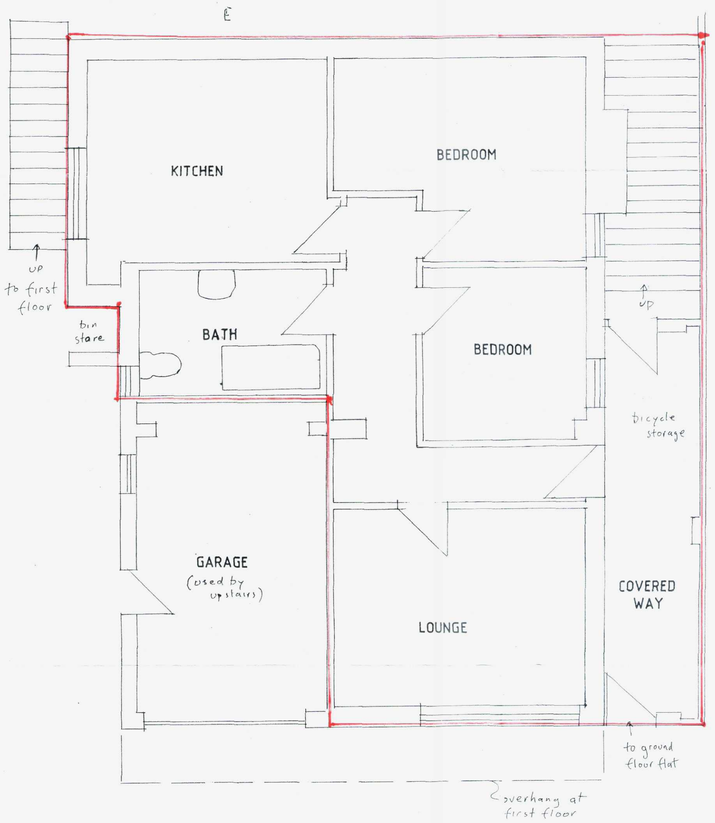

GROUND FLOOR PLAN

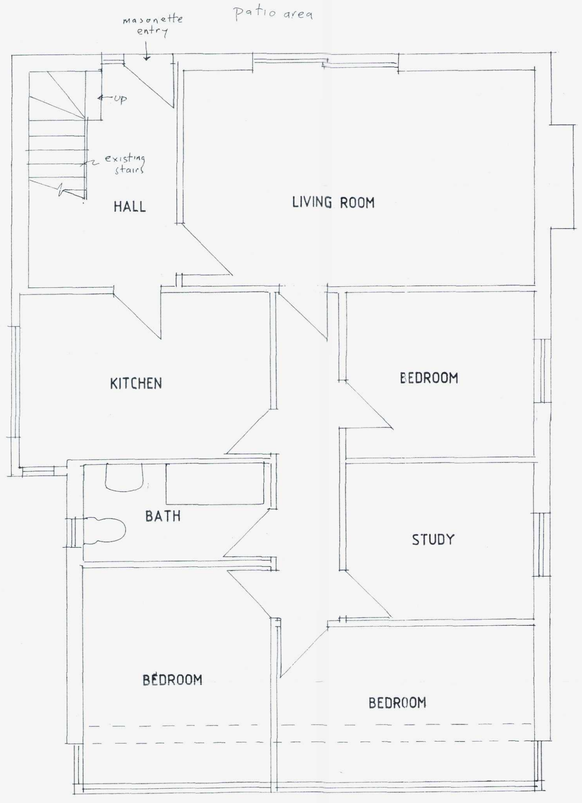

FIRST FLOOR PLAN

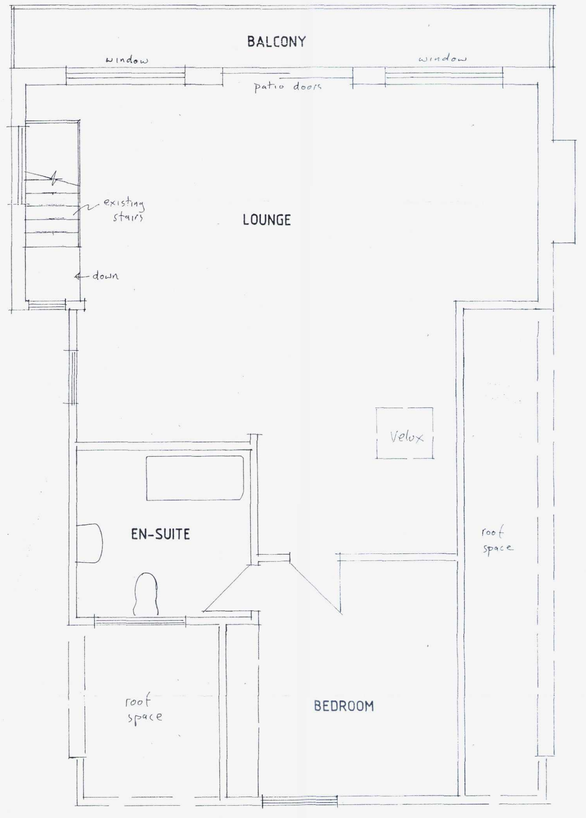

SECOND FLOOR PLAN

AWDM 0996/12

19 AUG 2012

Careful inspection is to be carried out prior to the removal of any structural elements to ensure proper and adequate support is provided and maintained by new works.

All building work is to be carried out in accordance with all current building regs and codes of practice in force at this time.

Any parts of structure covered over or inaccessible have not been inspected and no responsibility is accepted for these areas including underground.

No work to encroach over the boundary of the neighbours property.

All electrics, heating, plumbing and decorations to be altered/extended all to client's choice.

These construction notes are for the purposes of Building Regulation approval only and do not represent a detailed specification.

All lengths of proposed beams to be measured on site prior to ordering, to verify structural engineer's dimensions.

ALL FOUNDATIONS TAKEN ADDITIONAL LOADS ARE TO BE EXPOSED AND CHECKED FOR ADEQUACY AND SUITABILITY FOR GROUND CONDITIONS PRIOR TO COMMENCEMENT OF WORKS.

All existing lintels taking additional loads are to be exposed and checked for adequacy on commencement of work and replaced if necessary.

THE PROPERTY OWNER IS REMINDED OF THE REQUIREMENT TO SERVE A PARTY STRUCTURE NOTICE ON ANY ADJOINING OWNER SHOULD THEY NEED TO DO SO UNDER THE REQUIREMENTS OF THE PARTY WALL ACT 1996.

© Copyright

John Wright MRICS

12 Seamill Park Crescent
Worthing
West Sussex
BN11 2PN

Phone: 01903 205572
Mobile: 07809 205095
Email: johnforplans@yahoo.co.uk

RICS

Client
Ms. J. OLDRIDGE

Job Title

142 BRIGHTON ROAD
LANCING

Drawing Title:

CONVERSION OF GROUND FLOOR TO SELF CONTAINED FLAT

Scale: 1:50 & 1:100

Date: Sept. 2011

Drawn by: JW

Drg No. JW/11/093

Rev.