

EXISTING ELEVATIONS. SCALE 1:100

1m 2m 3m 4m 5m 6m 7m 8m 9m 10m
1:100 Scale Bar

Hip to gable roof extension, flat roof dormer, front roof lights

Dormer walls, cheeks, and gable end: Vertical tile hanging on treated battens, on breathable paper, on ½ hour fireboard, on 11mm OSB, on 100x50 stud framing at 400 centres, infilled with 90mm celotex insulation, with 12mm celotex insulation over, 12mm plasterboard, and skim finish internally. Cheeks within 1000mm of boundary to have half hour fire resistant board. Cheeks built on existing masonry to have GMS straps at 900mm centres. Dormer fully weathered in code 4 lead flashing. Dormer cheeks built off triple 6 x 2 rafters, running from ridge to plate, or to pick up purlin point.

Party Wall: Party wall to have a scratch coat of sand cement.

Dormer roof- Flat: (Warm roof)- Bitumen bedded limestone chippings, (minimum 12.5mm deep), on three layers bitumen roofing felt to BS747 (or alternative suitable flat roofing system) on 18mm OSB decking on 120mm celotex, on 11mm OSB, on firring pieces (at 1:40) on 195 roof joists at 400 centres.

Ceilings and skeilings: Existing/new rafters to achieve ventilation gap behind 70mm celotex insulation between rafters; 50mm Celotex across rafters, with 12 foil backed plasterboard, and skim finish.

Ashlar wall: 100 by 50 stud framing at 400 centres, infilled with 90mm celotex insulation, with 12mm celotex insulation over, 12mm plasterboard, and 3mm skim finish.

New Floor: Main beams on load bearing walls supporting new and existing structure. Supporting studwork under rafters to have sole plates bolted to top flange of RSJ via M6 bolts at 600 centres, carrying GMS joist hangers. Lay rockwool insulation between joists as per requirements for sound and fire resistance. Joists to be minimum 50mm from live chimney breasts. Existing ceiling joists strapped up to new floor beams where binders/truss members removed. New flooring to be 22mm moisture resistant caber floor, or equivalent flooring grade chipboard.

Staircase: Rise=208 Going=228 Number of equal risers=13 Overall width= 800 Maximum pitch=42 degrees. Headroom above the pitch line of the stair should be a minimum of 2m. Floor/pitch line to top of handrail= 900. Spindles at 100 centres. Tapered treads to have min 50 going, and same as straight treads at mid point.

Glazing: All glazing in critical locations to be of toughened or laminated safety glass in accordance with clause 5.3;BS 6206;1981. New glazing needs to achieve 1.6W/m2 K

Electrical work: All electrical work required to meet the latest requirements of electrical Safety, must be designed, installed, inspected, and tested by a person competent to do so. Prior to completion, the Council must be satisfied that an appropriate electrical installation certificate has been issued for the work, and it has been signed by a person competent to do so. Energy efficient lights need to be provided at a rate of 75%.

Ventilation: Provide equivalent to 5mm continuous strip at ridge. Ensure/provide 25mm ventillation strip (or equivalent) to existing eaves. Provide trickle ventilator to give 8000mm2 background ventillation to loft room(s). New roofing to be with breathable membrane throughout.

Mechanical fans required to bathroom 15l/s and WC 6l/s.

Sanitation: New bathroom and toilets to be fed from existing mains water supply.

Drainage & waste disposal: New upstairs bathroom and toilet to run in to existing drain, through new SVP. Soil Vent Pipe to terminate 900mm above any opening within 3m.

Means of Warning and Escape: Mains linked interconnected alarm required with heat detection to kitchen, and smoke detection to all landing levels. FD30 doors to be fitted to all habitable rooms on escape route at all floor levels. Stair enclosure to provide 30 minutes fire resistance.

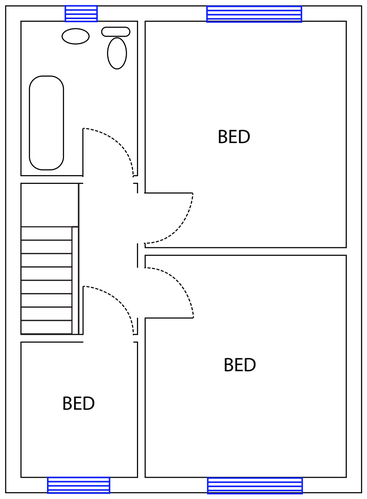

EXISTING FIRST FLOOR - SCALE 1:50

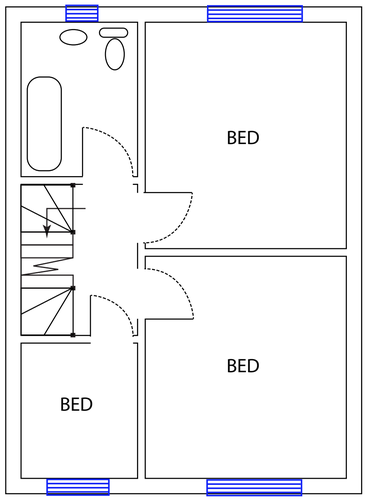

PROPOSED FIRST FLOOR - SCALE 1:50

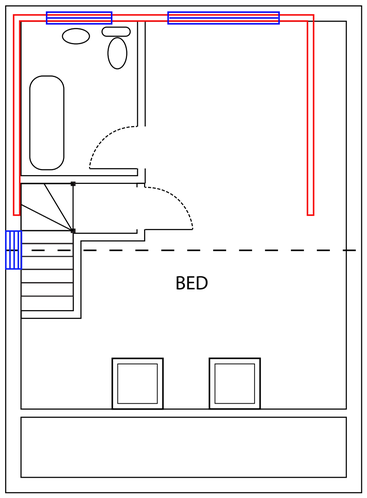

PROPOSED SECOND FLOOR - SCALE 1:50

N

1m 2m 3m 4m 5m 6m 7m 8m 9m 10m
1:50 Scale Bar

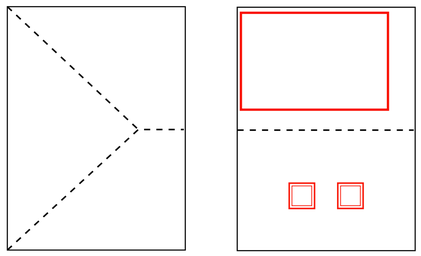

VELUX ROOFLIGHT MUST NOT PROTRUDE ABOVE 150MM FROM EXISTING PLANE OF ROOF

DORMER FRONT MIN 200MM BACK FROM EXISTING EAVES

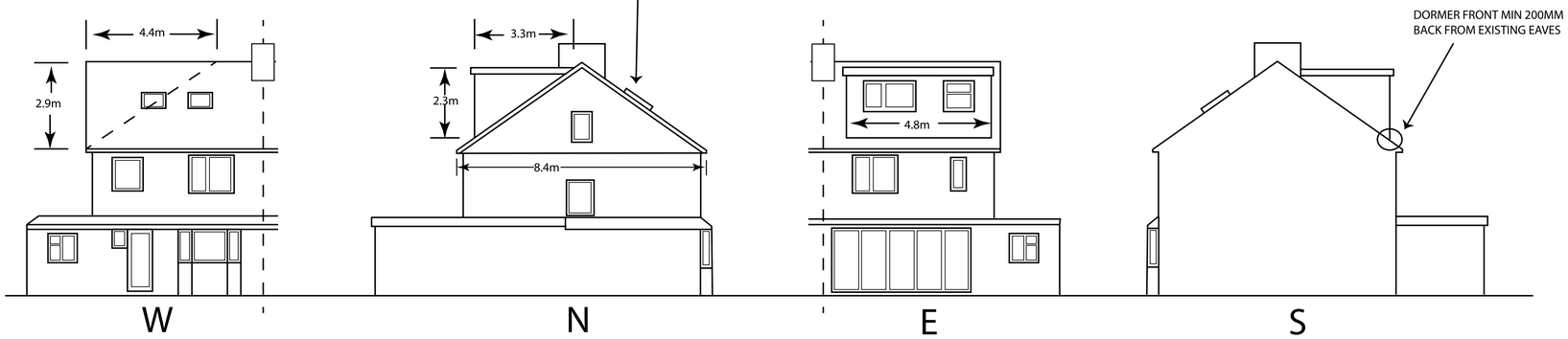

PROPOSED ELEVATIONS. SCALE 1:100

1m 2m 3m 4m 5m 6m 7m 8m 9m 10m
1:100 Scale Bar

Notes

1. No critical dimensions are to be scaled from this drawing. (except for planning purposes)
2. It is the contractor's responsibility to ensure that all work is carried out in accordance with Local Authority and N.H.B.C requirements and that all plumbing and electrical work complies with the current regulations of the area water board and electricity board.
3. Any works carried out prior to the receipt of the necessary approvals are the responsibility of the client.
4. Whilst every effort has been made to obtain accurate information on the existing structure or site, it is essential that the contractor or client check at every stage and notify the Designer of any discrepancies.

© copyright

ED63
ELEMENTAL DESIGN
elementaldesign63@gmail.com
07799 402 870
07754 093 904

Client: Mr J. Mason

Job Title:
16 ADUR DRIVE, SHOREHAM

Drawing Title:
HIP TO GABLE ROOF EXTENSION, REAR FLAT ROOF DORMER, FRONT ROOF LIGHTS

Scale - 1:50 / 1:100

Date:10-02-2020 | **Drawn by - A.Ramus**

Drg no.**-16AD** | Rev:

A1 - 841mm x 594mm