Scale 1:100 — 0 1 2 3 4 5 6 7 8 9 10 Metres

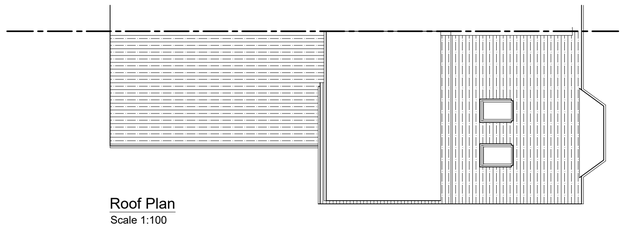

Roof Plan
Scale 1:100

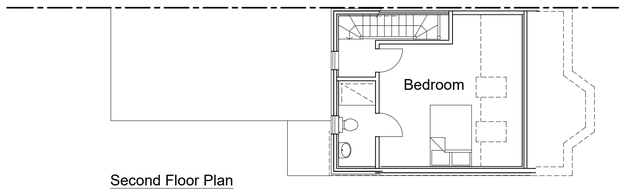

Second Floor Plan
Scale 1:100

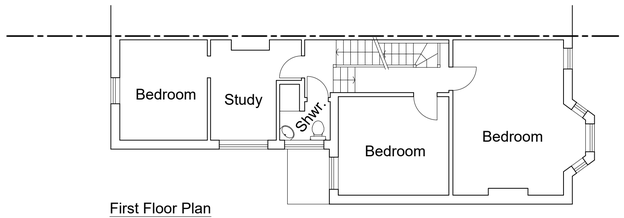

First Floor Plan
Scale 1:100

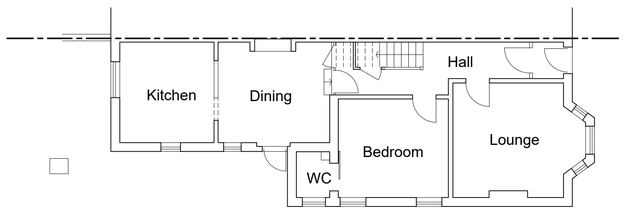

Ground Floor Plan
Scale 1:100

Justification for Permitted Development:

1. Materials to be used in the exterior of the proposed roof extension to be similar in appearance to those of the existing roof.
2. Volume of roof extension does not exceed 50m³ for semi-detached house (see below).
3. No part of proposed roof extension to be higher than the highest part of the existing roof.
4. No roof extensions are proposed beyond the principal elevation fronting a highway.
5. No veranda, balcony or raised platform is proposed.
6. Proposed side-facing rooflights are to be obscure-glazed and fixed shut.
7. Proposed rooflights are to project no more than 150mm beyond the plane of the existing roof.
8. The property is not on Article 2(3) Designated Land.

ROOF EXTENSION VOLUME CALCULATION:
Hip - gable roof extension:
Area of gable
(dim 'A' x dim 'B') /2 = 12.16m².
Volume of gable
(12.16 x dim 'C') /3 = 16.69m³

Dormer roof extension:
Area of dormer
(dim 'D' x dim 'E') /2 = 2.81m².
Volume of dormer
(2.81 x dim 'F') = 15.17m³

OVERALL VOLUME OF ROOF EXTENSION 31.86m³.

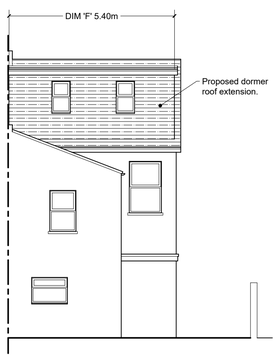

Rear (north) Elevation
Scale 1:100

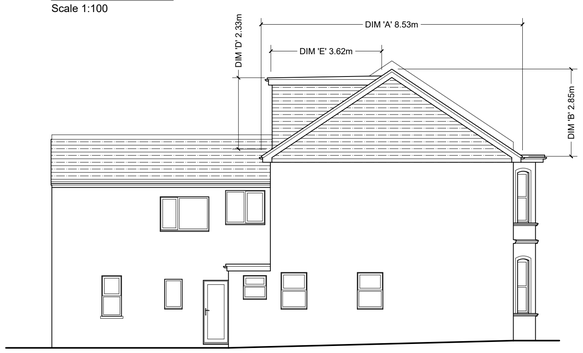

Side (west) Elevation
Scale 1:100

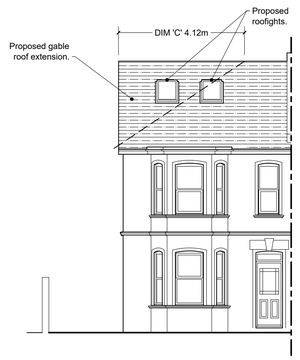

Front (south) Elevation
Scale 1:100

Scale 1:200 — 0 5 10 15 20 25 30 Metres

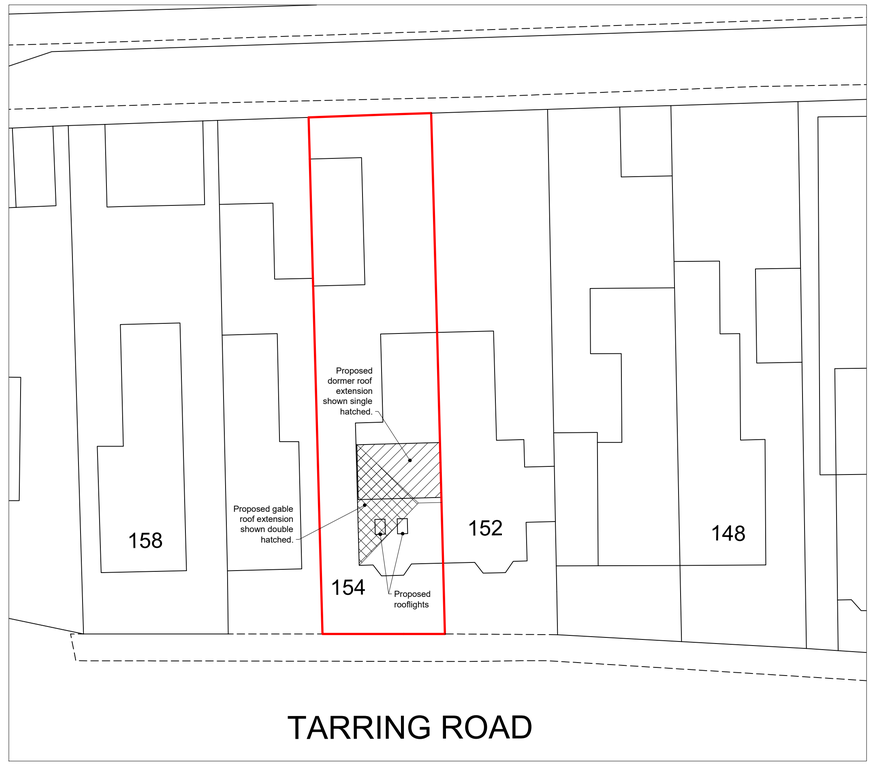

Block Plan
Scale 1:200

N

Scale 1:1250 — 0 20 40 60 80 100 Metres



Location Plan
Scale 1:1250

Rev:	Description:	Date:
-	-	-

HORIZON DESIGN
ARCHITECTURAL TECHNOLOGY
Horizon Design Limited
4 High View
Worthing BN13 3DQ
01903 205868
info@horizon-design.co.uk
www.horizon-design.co.uk

Client:
Mr Yang

Project:
Alterations to:
154 Tarring Road
Worthing
West Sussex
BN11 4HA

Drawing title:
Proposed Plans, Elevations, Location & Block Plans.

Scale:
1:100 / 1:1250 / 1:200 @ A1

Date: 23.08.24
Drawn: KWF

Drawing number: 3182-03
Revision: -