

Side Elevations

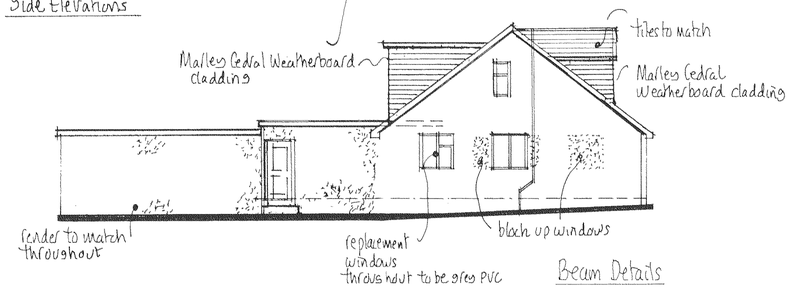

Beam Details

Rafters R1 to be 150x50mm at 400mm inbetween existing rafters.
Rafters R2 to be 2no 100x50mm timbers
Beam B1 to be 2no 150x50mm timbers
Beam B2 to be 2no 125x50mm timbers
Beam B3 to be 150x50mm timber
Beam B4 to be 2no 200x50mm timbers
Posts P1, P2 & P3 to be 2no 100x50mm timbers
Beam B5 to be 2no 175x50mm timbers
Beam B6 to be 203x102x23UB bearing onto P2 & onto 225x100x12mm m.s. Plate
Flat Roof Joists (FR1) to be 200x50mm at 400mm centres.
Beam L1 to be 2no 125x50mm timbers
Floor Joists (F1) to be 220x50mm timbers at 400mm centres
Beam B7 to be 203x102x23UB bearing onto 225x 100x12mm m.s. plate
Beam B8 to be 2no 220x50mm timbers
Beam B9 to be 127x76x13 UB
Beam B10 to be 152x89x16 UB bolted to beam with 2no M16ϕ bolts & bearing onto 225x100x12mm m.s. plate.
Beam B11 to be 152x89x16UB bearing onto 225x100x12mm m.s. plate.
Beam B12 to be 2no 220x50mm timbers
Flatroof Joists (FR2) to be 175x50mm timbers at 400mm centres.
FR3 to be 3no 175x50mm timbers
Beam B14 & B15 to be 203x133x25UB bolted to columns with 4no M16ϕ bolts.
Columns C1 & C3 to be 152x152x23UC, with 250x250x12mm base Plate & 4no M16ϕ holding down bolts into a 600x600x300mm concrete base.
Column C2 to be as C1, C3 but bearing onto a 750x600x300mm concrete base.
Beam B16 to be 203x203x46UC with minimum 225mm bearing onto 450x100x225mm concrete Padstone
FR4 to be 2no 175x50mm timbers
Beams B17, B18, B19 to be 152x89x16 UB bolted to columns with 4no M16ϕ bolts.
Columns C4, C5 & C6 to be 80x80x3.6 SHS with 250x250x12mm base plate & 4no M16 holding down bolts into a 750x750 x600mm concrete base.

First Floor Plan

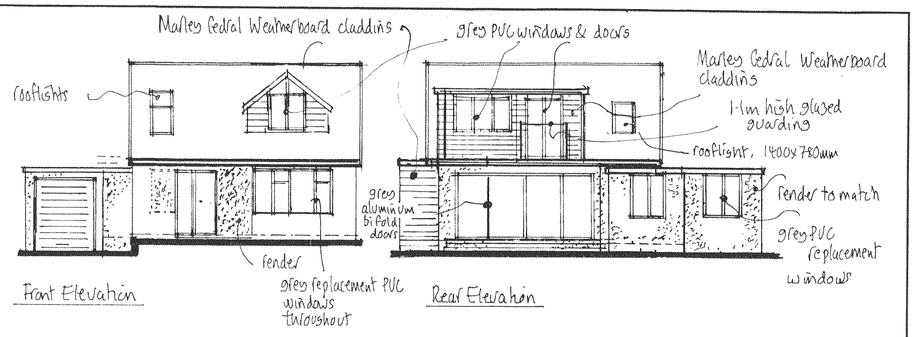

Front Elevation

Rear Elevation

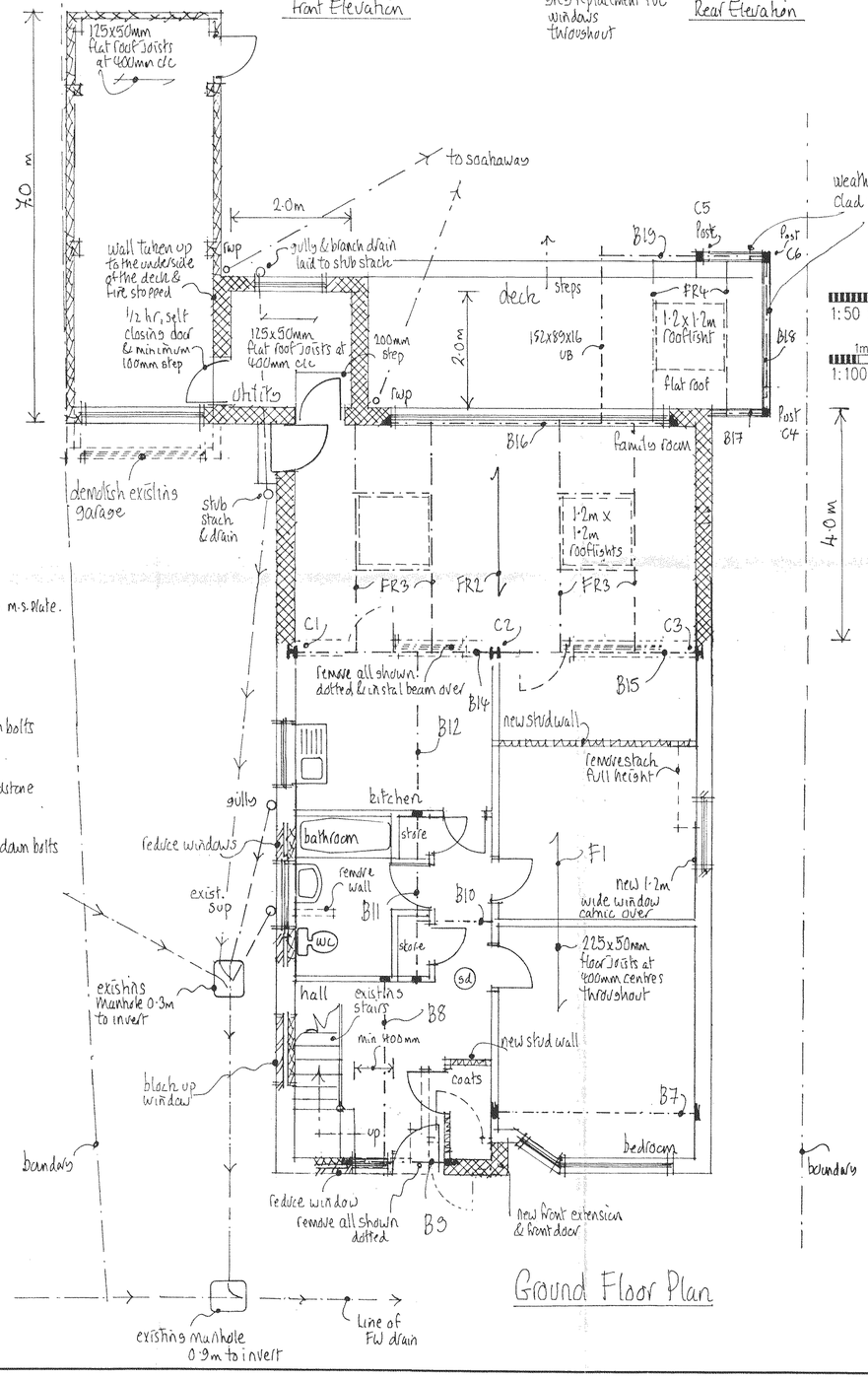

Ground Floor Plan

1m 2m 3m 4m 5m
1:50 Scale Bar

1m 2m 3m 4m 5m
1:100 Scale Bar

	Date	Revisions
B	Feb 11	garage reduced in length.
A	Jan 11	Ridge to dormer lowered

© copyright

Proposed Plan

Mel Humphrey
MRICS MBEng
39 Northease Drive
Hove, East Sussex BN3 8PQ
Mobile: 07701 055182
Email: mel_humphrey_uk@yahoo.co.uk

Drawing Title
5 Ullswater Road, Sompting

Scale 1:50, 1:100

Date Oct 10 | Drawn by mjh

A1 size drawing

Drg No. | Rev.

A PRODUCT OF THE LINO RANGE ARCHITECT CAT. No 7311