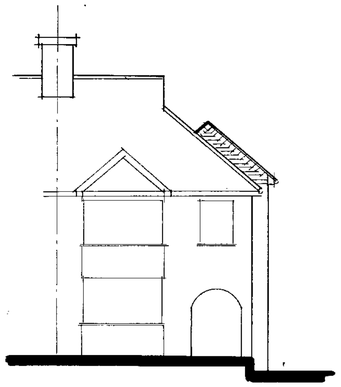

front [west]

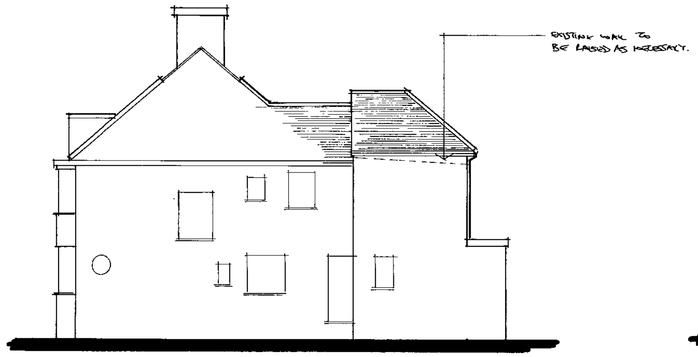

side [south]

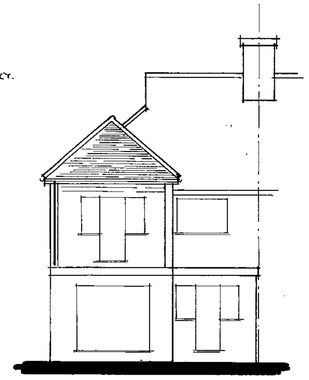

rear [east]

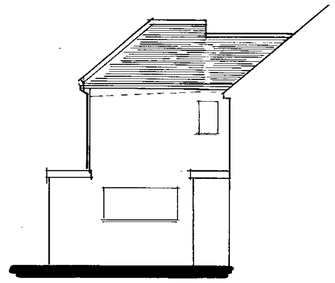

side [north]

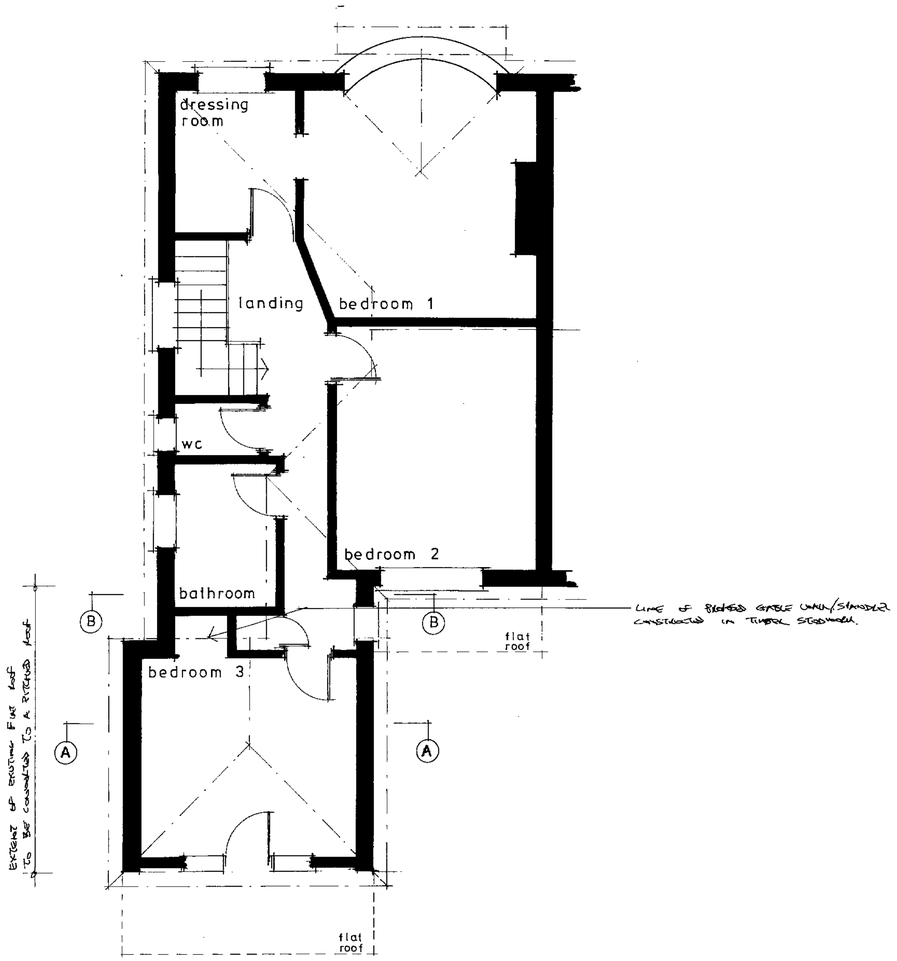

first

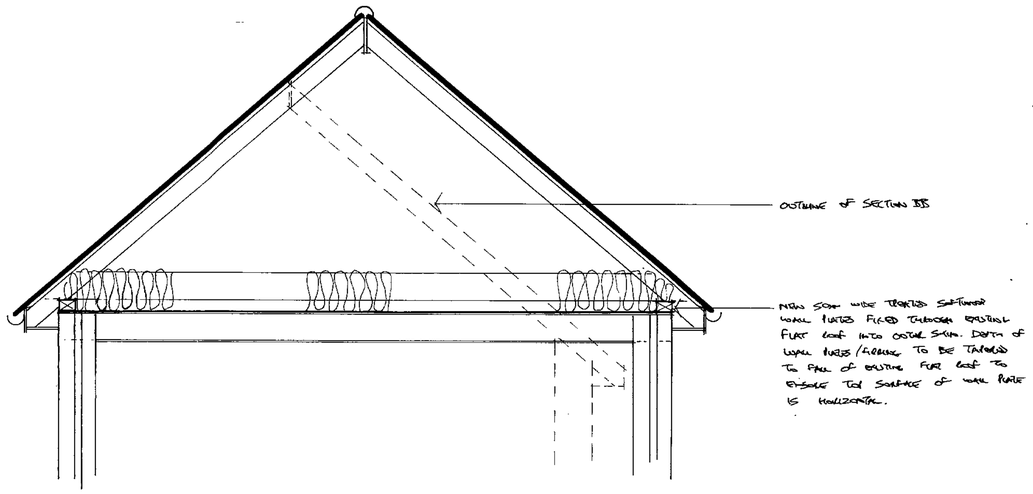

section AA

NOTES:

All dimensions must be checked on site. Only written dimensions shall be taken. Scaled dimensions shall only be used for planning application purposes.

The Contractor shall take all necessary site dimensions prior to manufacturing components detailed on this drawing.

All materials and workmanship shall comply with current Building Regulations, relevant British Standards and manufacturers recommendations.

This drawing must be read in conjunction with other associated drawings, the outline specification and the structural engineer's calculations.

Schedule of exterior finishes

- **Walls**

  Smooth painted render and vertical tile hanging to match the existing as closely as possible.

- **Roof**

  Concrete or clay plain tiles to match the existing as closely as possible.

- **Fascia, soffit and rainwater goods**

  Fascias and soffits shall be white PVCu boarding

  Rainwater goods shall be black PVCu

PROPOSED ROOF PLAN

A		
	Date	Revisions

© copyright

PLANNING DIV.
PLAN No. A0063426a
DATE 01 SEP 2009

Client
Mr I Elliott

Job Title
38 Parkside
Shoreham by Sea
BN43 6HA

Conversion of existing flat roof to a pitched roof

Drawing Title
Proposed plan, elevations and section

Scale 1:20 1:50 1:100

Date May 2009 | Drawn by

Drg No. 09/09-01 | Rev.

A PRODUCT OF THE UNO RANGE-ARCHITECT CAT No 7311

594 x 841mm A1