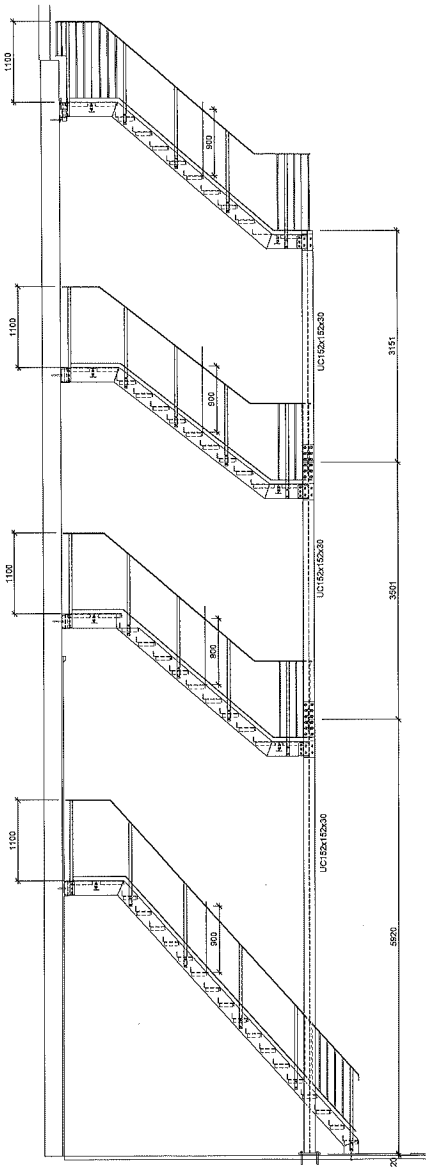

SECTION A-A (East Elevation)
(Scale 1:33.3)

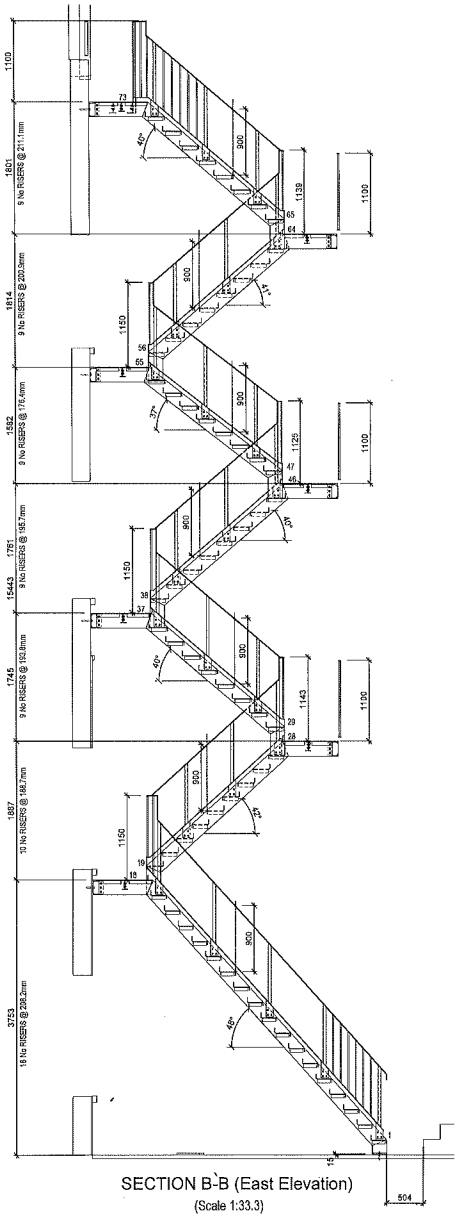

SECTION B-B (East Elevation)
(Scale 1:33.3)

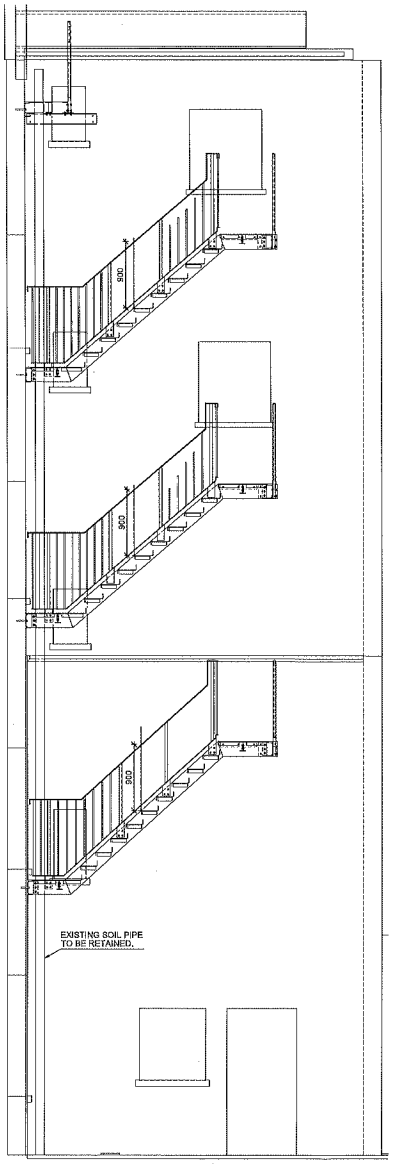

SECTION C-C (East Elevation)
(Scale 1:33.3)

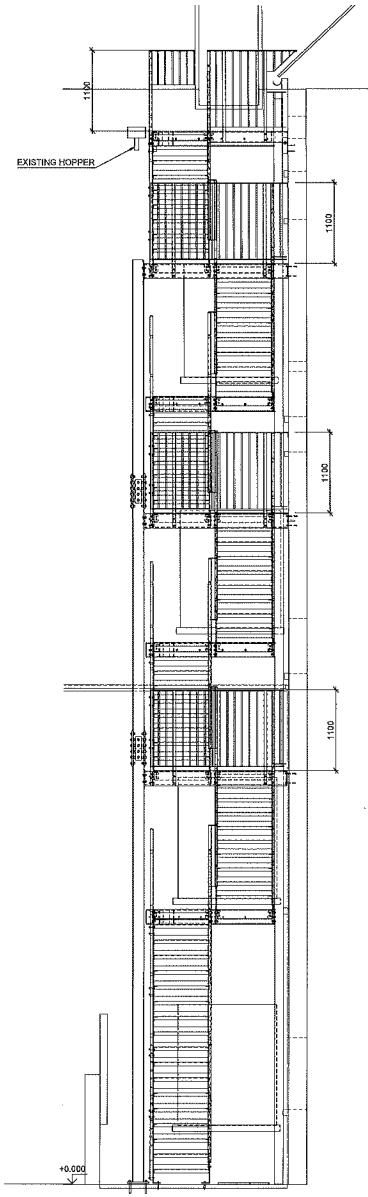

SECTION D-D (North Elevation)
(Scale 1:33.3)

Finishes

GALVANISED.

GENERAL NOTES.

1 THIS DRAWING TO BE READ WITH STRUCTURAL ENGINEERS DRAWINGS AND SPECIFICATION
2 ALL STEELWORK TO THE FOLLOWING GRADES UNLESS OTHERWISE NOTED
ROLLED STRUCTURAL SECTIONS - S355JR
ROLLED HOLLOW SECTIONS - S355J2H
PLATES - S275
3 ALL DIMENSIONS ARE IN MILLIMETRES AND LEVELS ARE IN METRES
4 ALL FILLET WELDS 6mm CONTINUOUS U N O

THIS DRAWING CANNOT BE USED FOR FABRICATION WITHOUT STRUCTURAL ENGINEER APPROVAL OF SECTION SIZES AND CONNECTION DETAILS.

16 DIA INFILL BARS TO BALUSTRADE ONLY PARTLY SHOWN FOR CLARITY

STAIR TO BE PAINTED BLACK

Index	Date	Description	Author
B	28/07/23	NOTES	RE
A	17/02/2023	S.ENGINEER + BUILDING CONTROL COMMENTS INCORPORATED.	NP

REVISIONS

METALWORKS Ltd
Architectural and Structural Metalworkers
Unit 1 Regis Business Centre
Durban Road, Bognor Regis
West Sussex PO22 9QT
Tel: 07984 583762
Email: mx@mxmetalworks.co.uk

CLIENT: Heene Terrace

PROJECT: Worthing Stair

DRAWING TITLE: Details of Replacement Escape Stair. Rear of Heene Terrace Worthing

DRAWN BY	EXE. CLASS	DATE	SCALE
NP	2	04/01/2023	As Noted

PROJECT No	DRAWING No.	REV
2015	[G]- 02	B