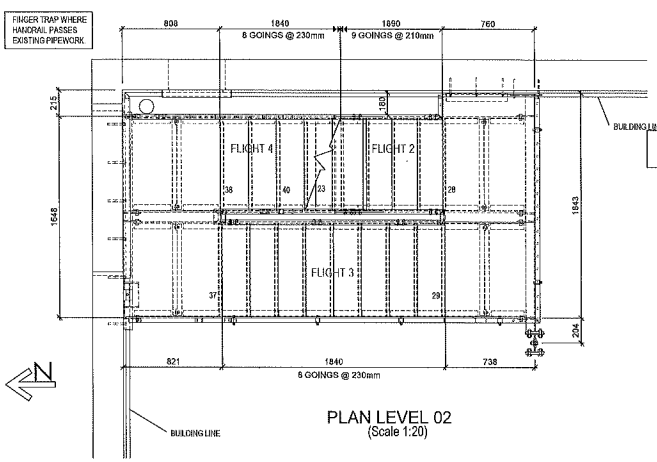

PLAN LEVEL 02
(Scale 1:20)

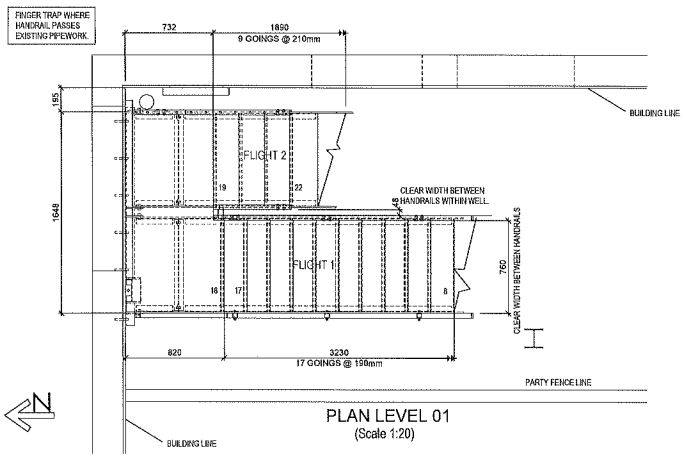

PLAN LEVEL 01
(Scale 1:20)

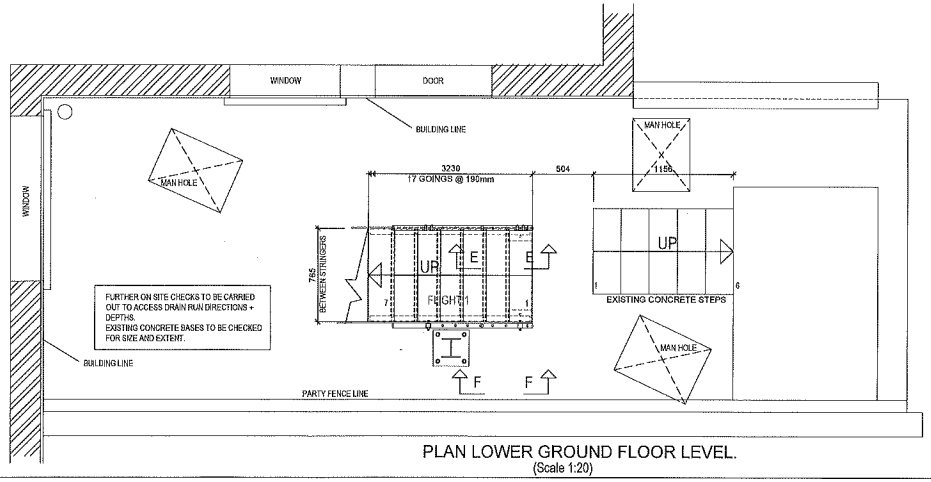

PLAN LOWER GROUND FLOOR LEVEL.
(Scale 1:20)

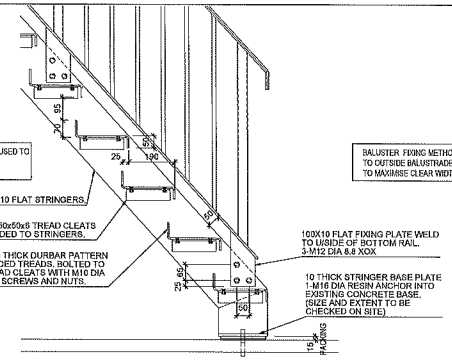

SECTION E-E
(Scale 1:10)

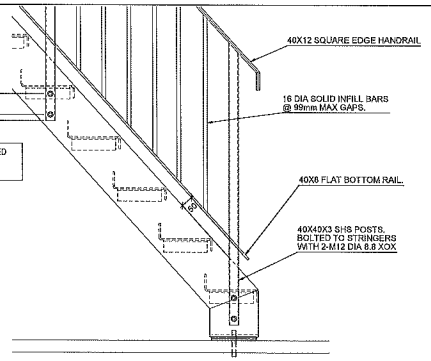

SECTION F-F
(Scale 1:10)

16 DIA INFILL BARS TO BALUSTRADE ONLY PARTLY SHOWN FOR CLARITY

STAIR TO BE PAINTED BLACK

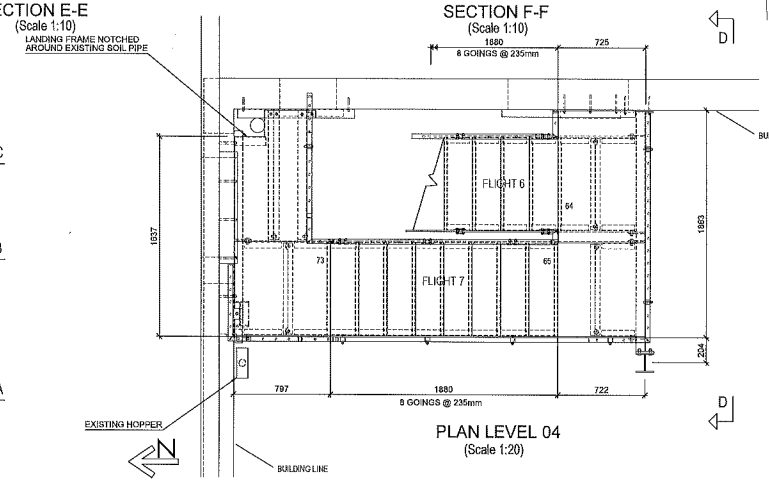

PLAN LEVEL 04
(Scale 1:20)

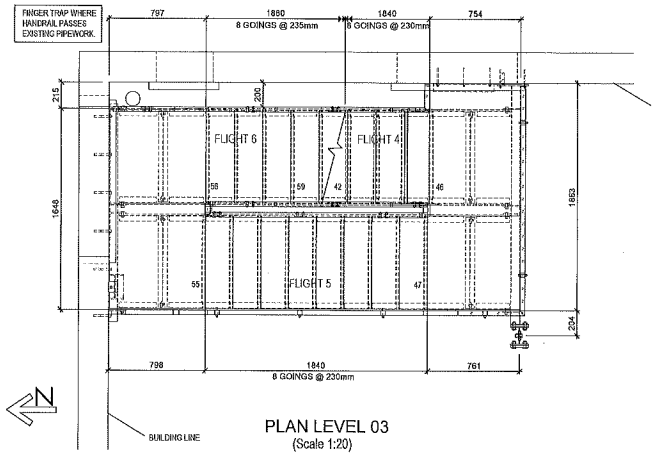

PLAN LEVEL 03
(Scale 1:20)

Finishes

GALVANISED.

GENERAL NOTES.

1. THIS DRAWING TO BE READ WITH STRUCTURAL ENGINEERS DRAWINGS AND SPECIFICATION
2. ALL STEELWORK TO THE FOLLOWING GRADES UNLESS OTHERWISE NOTED.
   ROLLED STRUCTURAL SECTIONS - S355JR
   ROLLED HOLLOW SECTIONS - S355J2H
   PLATES - S275
3. ALL DIMENSIONS ARE IN MILLIMETRES AND LEVELS ARE IN METRES
4. ALL FILLET WELDS 6mm CONTINUOUS U.N.O.

THIS DRAWING CANNOT BE USED FOR FABRICATION WITHOUT STRUCTURAL ENGINEER APPROVAL OF SECTION SIZES AND CONNECTION DETAILS.

Index	Date	Description	Author
B	28/07/23	NOTES	RE
A	17/02/2023	S.ENGINEER + BUILDING CONTROL COMMENTS INCORPORATED	NP

REVISIONS

METALWORKS Ltd
Architectural and Structural Metalworkers
Unit 1 Regis Business Centre
Durban Road, Bognor Regis
West Sussex PO22 9SF
Tel: 07984 663262
Email: mtx@metalworks.co.uk

CLIENT
Heene Terrace.

PROJECT
Worthing Stair

DRAWING TITLE
Details of Replacement Escape Stair
Rear of Heene Terrace
Worthing

DRAWN BY	EXE CLASS	DATE	SCALE
NP	2	04/01/2023	As Noted

PROJECT No	DRAWING No	REV
2015	[G] - 01	B