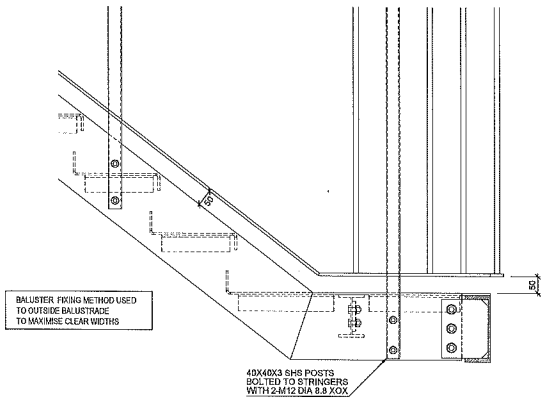

SECTION J-J
(Scale 1:7.5)

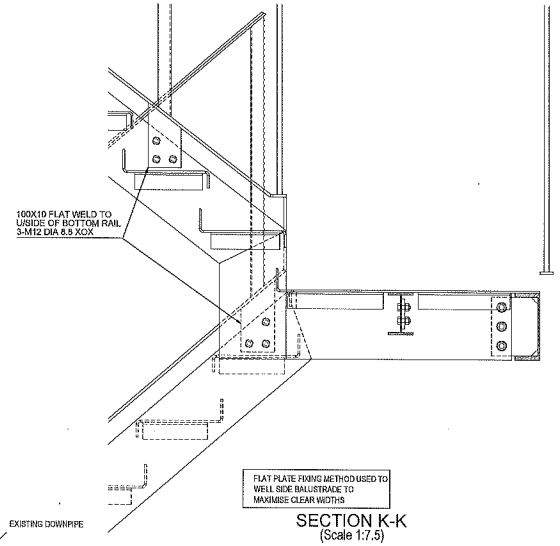

SECTION K-K
(Scale 1:7.5)

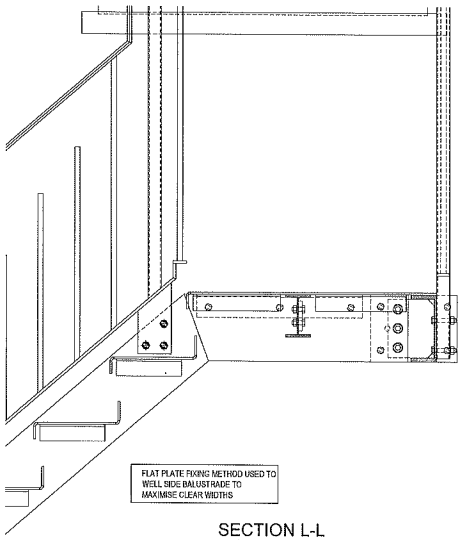

SECTION L-L
(Scale 1:7.5)

16 DIA INFILL BARS TO BALUSTRADE ONLY PARTLY SHOWN FOR CLARITY

STAIR TO BE PAINTED BLACK

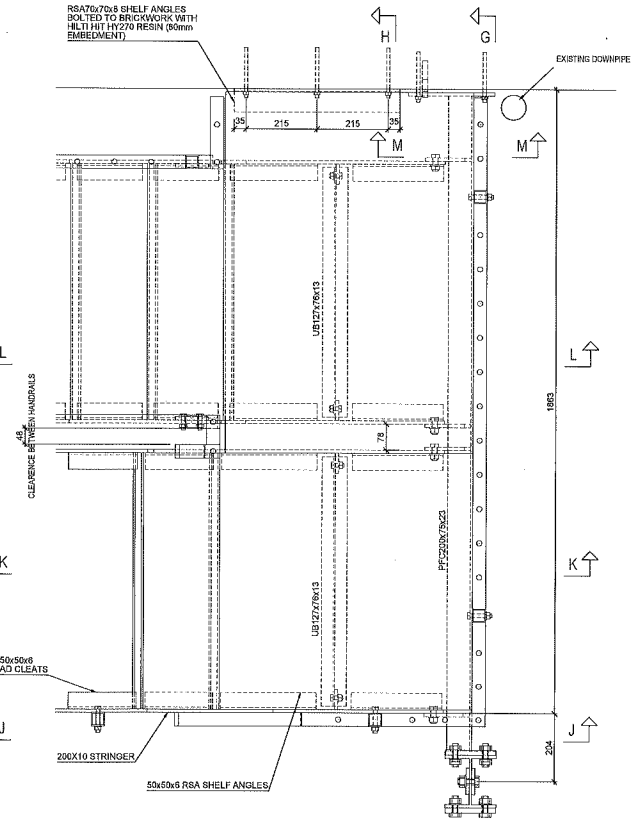

PLAN ON HALF LANDING
(Scale 1:7.5)

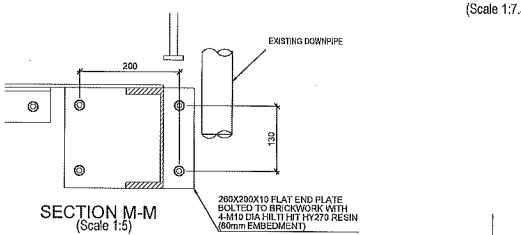

SECTION M-M
(Scale 1:5)

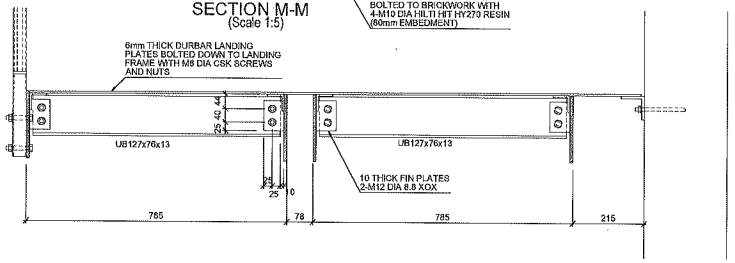

SECTION H-H
(Scale 1:7.5)

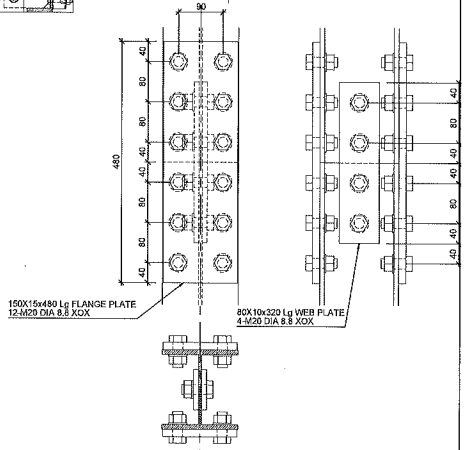

PLAN ON COL SPLICE (Scale 1:5)

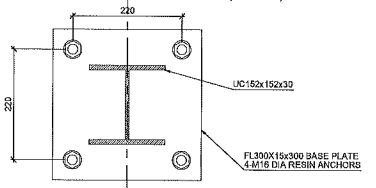

PLAN ON COL BASE PLATE (Scale 1:5)

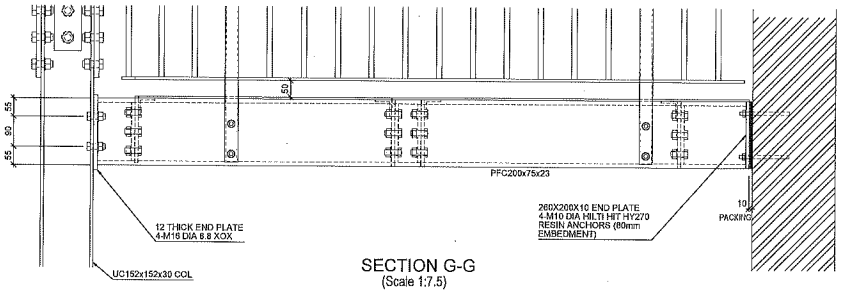

SECTION G-G
(Scale 1:7.5)

Finishes

GALVANISED.

GENERAL NOTES.

1. THIS DRAWING TO BE READ WITH STRUCTURAL ENGINEERS DRAWINGS AND SPECIFICATION
2. ALL STEELWORK TO THE FOLLOWING GRADES UNLESS OTHERWISE NOTED
   ROLLED STRUCTURAL SECTIONS - S355JR
   ROLLED HOLLOW SECTIONS - S355J2H
   PLATES - S275
3. ALL DIMENSIONS ARE IN MILLIMETRES AND LEVELS ARE IN METRES
4. ALL FILLET WELDS 6mm CONTINUOUS U.O.N

THIS DRAWING CANNOT BE USED FOR FABRICATION WITHOUT PROJECT STRUCTURAL ENGINEER APPROVAL OF SECTION SIZES AND CONNECTION DETAILS.

B 28/07/23 NOTES DE

Index	Date	Description	Author
A	17/02/2023	S.ENGINEER+BUILDING CONTROL COMMENTS INCORPORATED.	NP

REVISIONS

MK METALWORKS Ltd
Architectural and Structural Metalworkers
Unit 1 Regis Business Centre, Tel 01584 583102
Durban Road, Bognor Regis, Email max@mmetalworks.co.uk
West Sussex PO22 9SX

CLIENT

PROJECT
Worthing Stair

DRAWING TITLE
Details of Replacement Escape Stair
Rear of Heene Terrace
Worthing

DRAWN BY	EXE. CLASS	DATE	SCALE
NP	2	17/02/2023	As Noted

PROJECT No.	DRAWING No.	REV
2015	[G] - 04	B