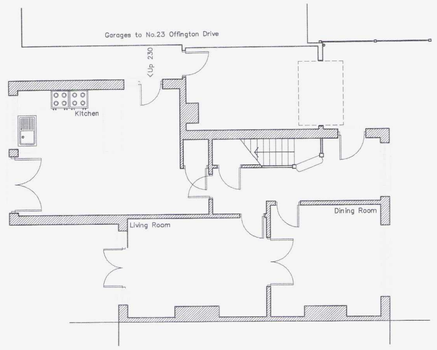

Existing Ground Floor Plan @ 1:100

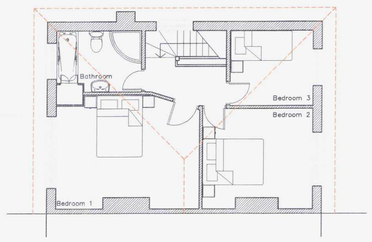

Existing First Floor Plan @ 1:100

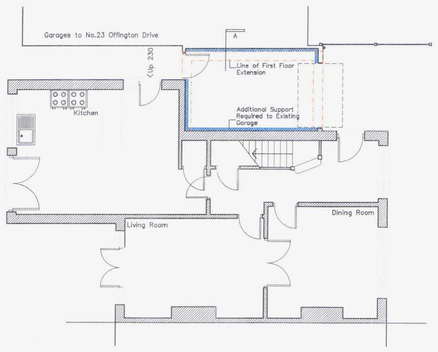

Proposed Ground Floor Plan @ 1:100

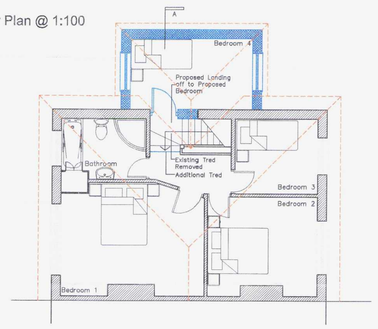

Proposed First Floor Plan @ 1:100

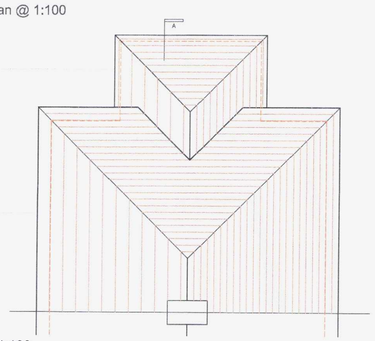

Proposed Roof Plan @ 1:100

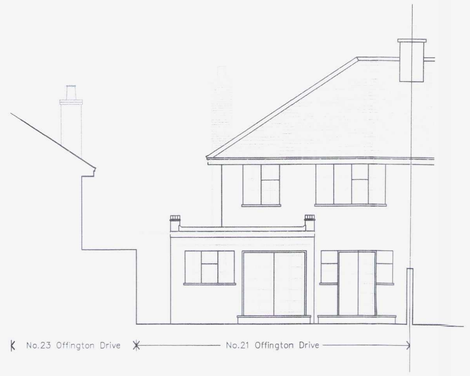

Existing West Elevation @ 1:100

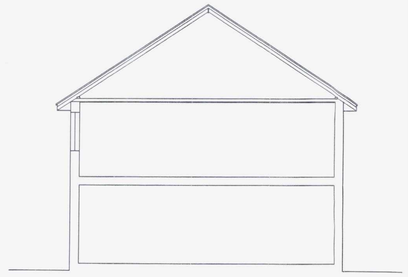

Existing Section Through House @ 1:100

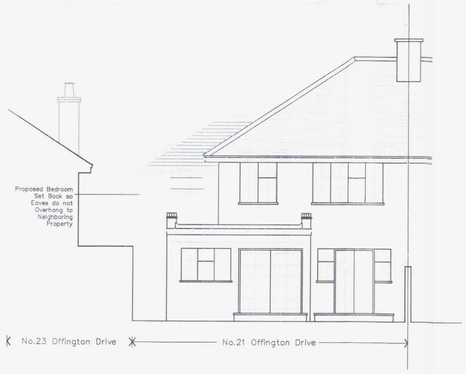

Proposed West Elevation @ 1:100

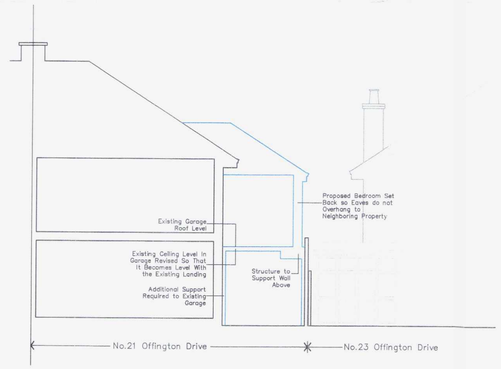

Proposed Section A @ 1:100

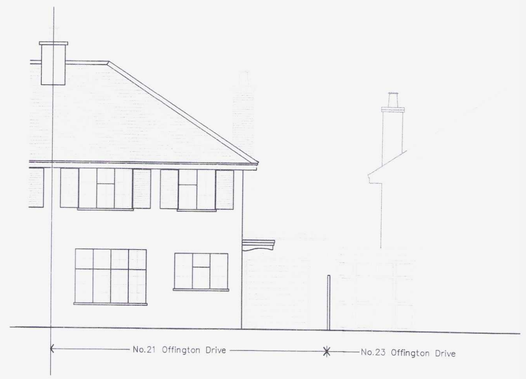

Existing East Elevation @ 1:100



Proposed East Elevation @ 1:100

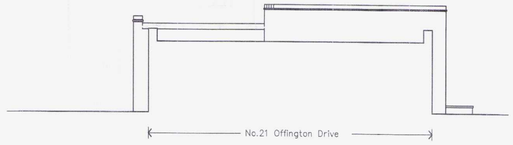

Existing North Elevation @ 1:100

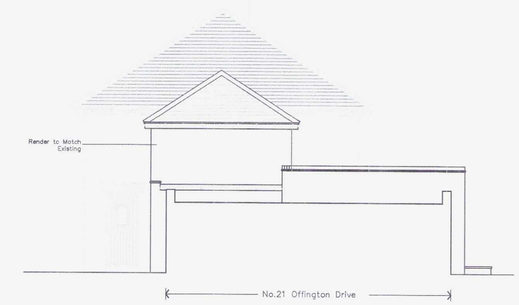

Proposed North Elevation @ 1:100

NOTES:

Dimensions to be checked on site before commencing work. Any discrepancies shall be reported to the architect immediately.

Do not scale from these drawings except for planning purposes. Use figured dimensions only.

Where applicable this drawing is to be read in conjunction with other consultants' drawings.

All drawings to be read in conjunction with specification and all other drawings including structural engineer and mechanical and electrical drawings / specification.

T.P. OFFICE COPY



Site Location Plan @ 1:1250



Block Plan @ 1:500

REV	DATE	AMENDMENT	DRAWN
B	18:01:11	Revs following clients comments	THGD
A	12:01:11	Revs following clients comments	THGD

helyerdesign
sustainability through design
mail@helyerdesign.co.uk www.helyerdesign.co.uk.
1 The Old Flour Mill, Emsworth, PO10 7BT
01243 370 715

CLIENT
Mr Mike Thompson

PROJECT
Proposed Extension Above Existing Garage
21 Offington Avenue
Worthing

BOROUGH OF WORTHING
RECEIVED
TP REF NO.
WBC 11/0161/FUL

DRAWING
Existing & Proposed

SCALE
as noted

DATE 05:01:12 DRAWN TD

DRAWING NUMBER
10139/01

REVISION
B