All work to comply with building regulations and planning consent.
Workmanship and materials to comply with British standards and code of practice.
Scaled dimensions are approximate, take exact dimensions from site.
This drawing was prepared for local authority approval and not as a working drawing.
LOCAL AUTHORITY MAY SCALE THE DRAWING
Any deviation from the drawing to be agreed with the local authority.
Any queries to be agreed prior to construction.
See separate details for Structural engineers calculations

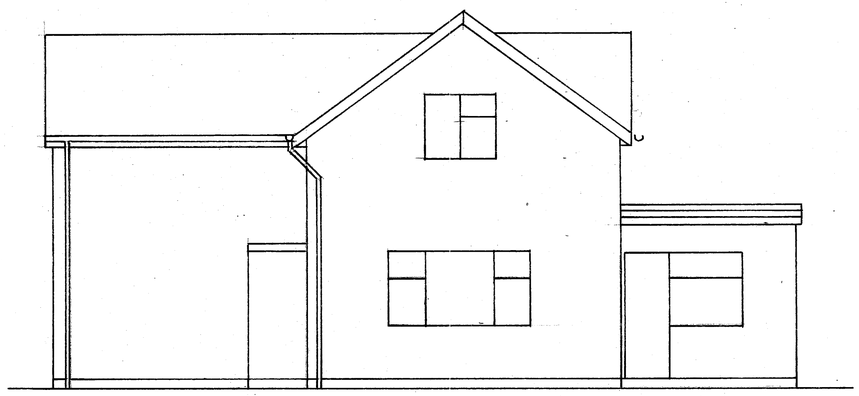

SIDE ELEVATION (WEST) 1:50 AT A1

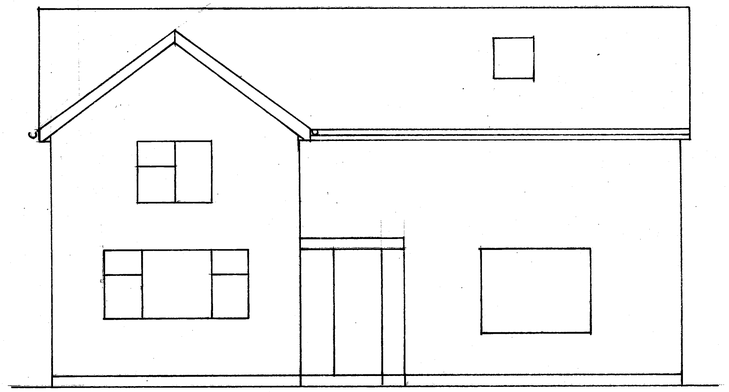

FRONT ELEVATION (NORTH) 1:50 AT A1

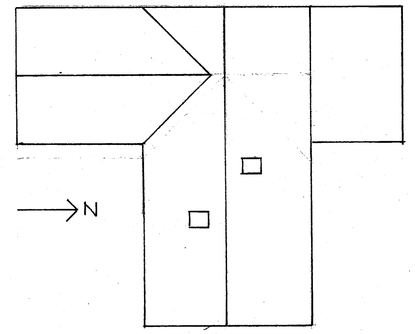


ROOF PLAN 1:100 AT A1

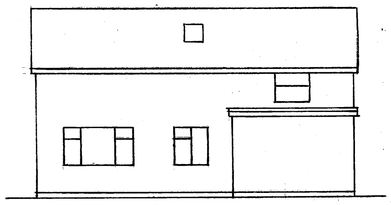

REAR ELEVATION (SOUTH) 1:100 AT A1

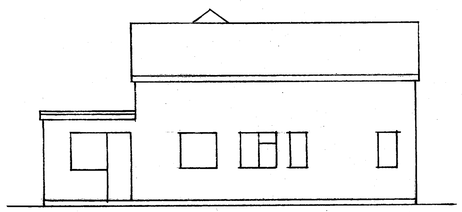

SIDE ELEVATION (EAST) 1:100 AT A1

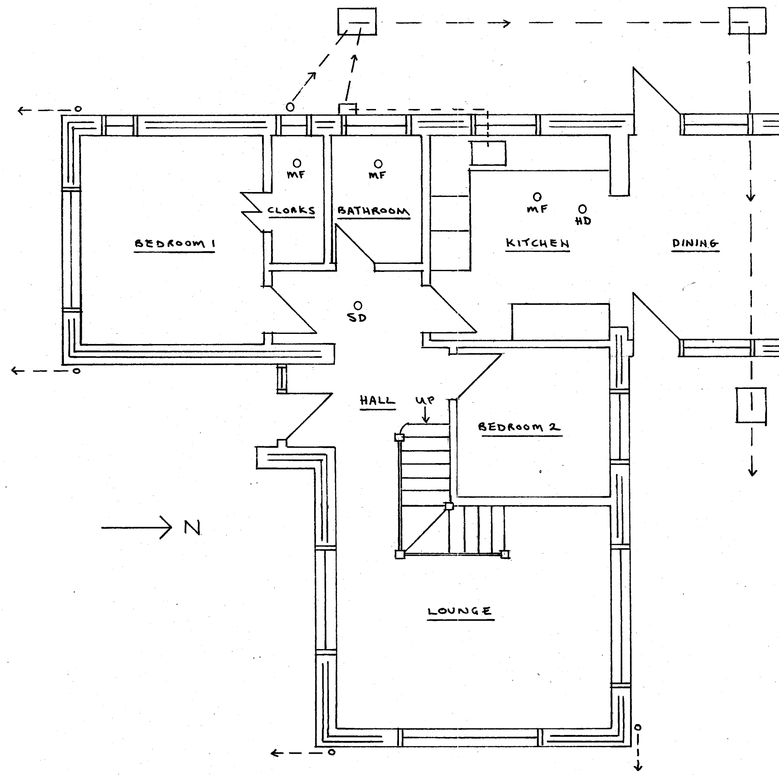


GROUND FLOOR PLAN 1:50 AT A1

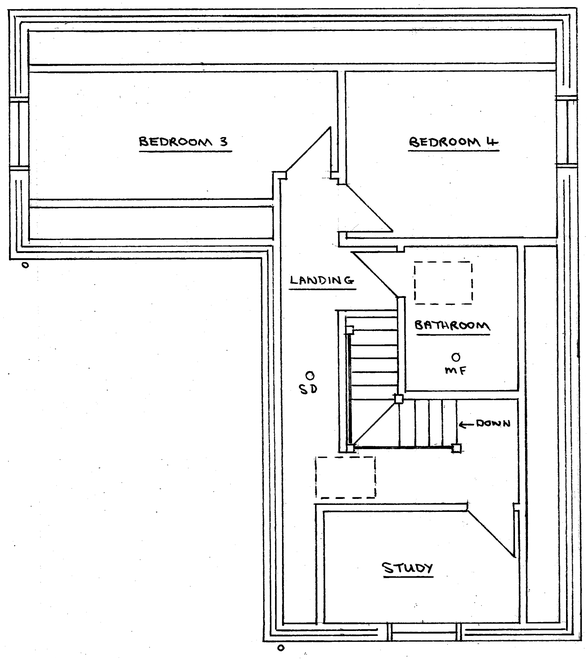


FIRST FLOOR PLAN 1:50 AT A1

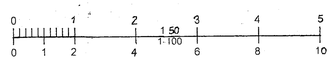


**Tony Standing Designs**
**Drawing for Domestic Extensions**

| | | | | | |
|---|---|---|---|---|---|
| Title | PROPOSED FIRST FLOOR EXTENSION AT | | | | |
| | 41 ROGATE ROAD, WORTHING. BN13 2DY. | | | | |
| Client | MR. R. GUNGAR. | | | | |
| Drawn By: / Date | T.S. 8-9-25 | Drawing Revision | C1221-2 A/B | Scale | AS SHOWN |

Mr A J S Standing
4 Coombe Road,
Steyning BN44 3LF
Phone:
01903 814151 / 07595 277995

Sheet Size A1