ADUR & WORTHING
PLANNING SERVICES
PLAN | AWDM/1406/16
DATE VALID | REC'D 03.10.16
AMENDMENT



North Facing (Front) Elevation

1m 2m 3m 4m 5m 6m 7m 8m 9m 10m
1:100 Scale Bar

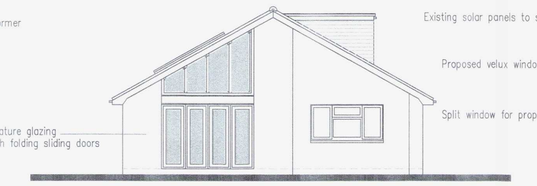

East Facing (side) Elevation

1m 2m 3m 4m 5m 6m 7m 8m 9m 10m
1:100 Scale Bar

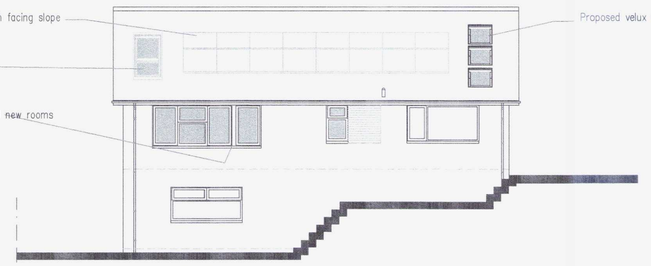

South Facing (Rear) Elevation

1m 2m 3m 4m 5m 6m 7m 8m 9m 10m
1:100 Scale Bar



West Facing (Side) Elevation

1m 2m 3m 4m 5m 6m 7m 8m 9m 10m
1:100 Scale Bar

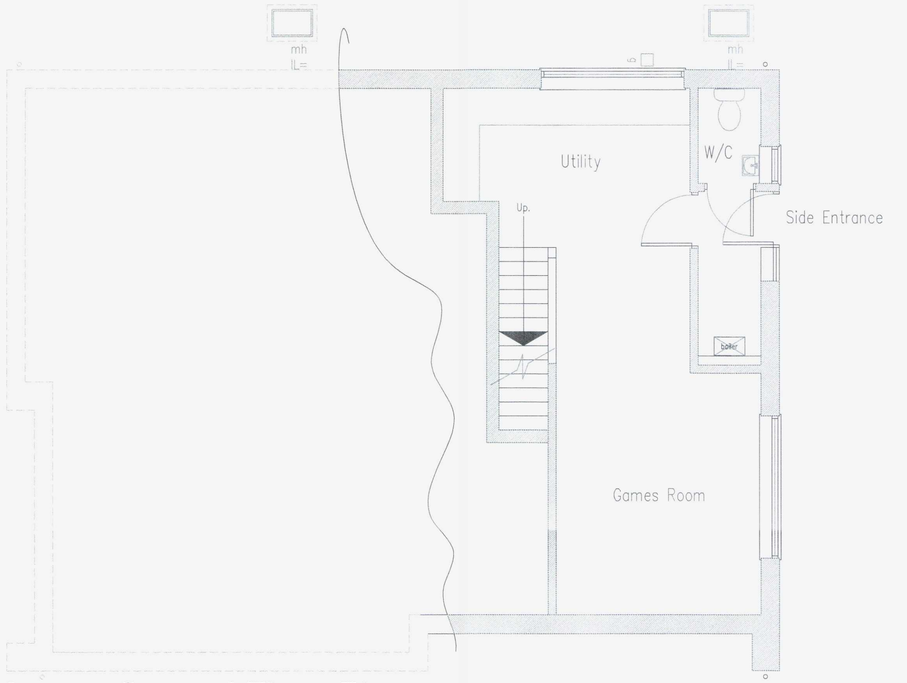

Lower Ground Floor Plan

1:50 Scale Bar
1m 2m 3m 4m 5m 6m 7m 8m 9m 10m

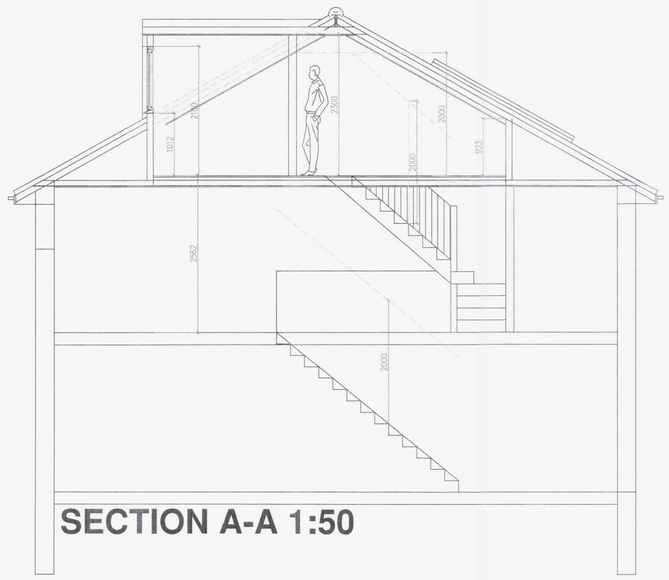

SECTION A-A 1:50

Services Key

- Denotes pull cord
- Denotes light switch (2 way)
- Denotes light switch (timer)
- Denotes telephone
- Denotes television aerial points
- Denotes double socket
- Denotes double socket (floor level)
- Denotes cooker point
- Denotes spur
- Denotes external water tap
- radiator – Denotes radiator
- Denotes PIR detector
- Denotes extractor fan
- SD – Denotes smoke detector
- HD – Denotes heat detector
- meter – Denotes meter
- Denotes wall light
- Denotes ceiling rose
- Denotes spotlight
- Denotes fluorescent tube

Structural Engineer to confirm all beam layouts and sizes

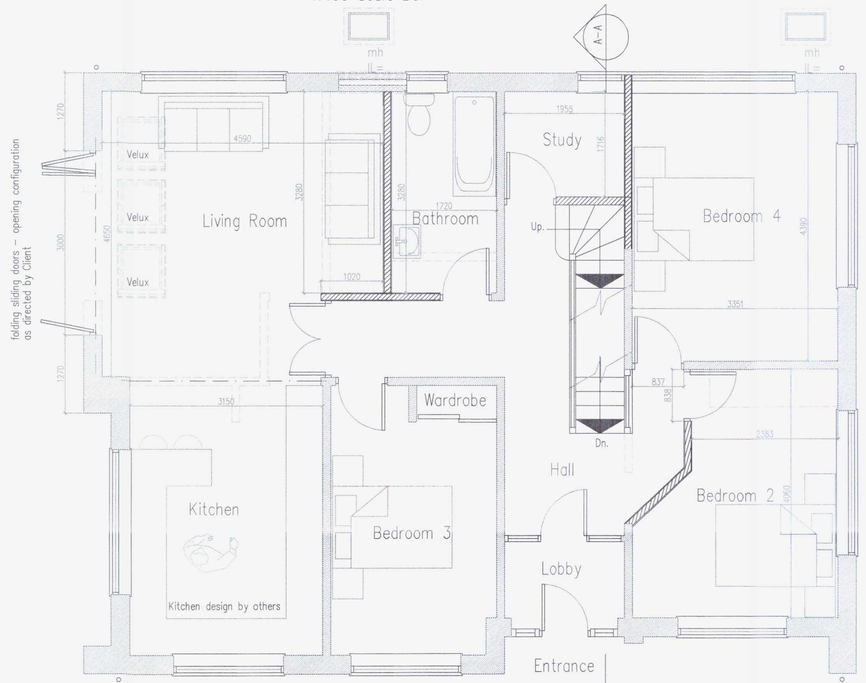

Ground Floor Plan

First Floor Plan

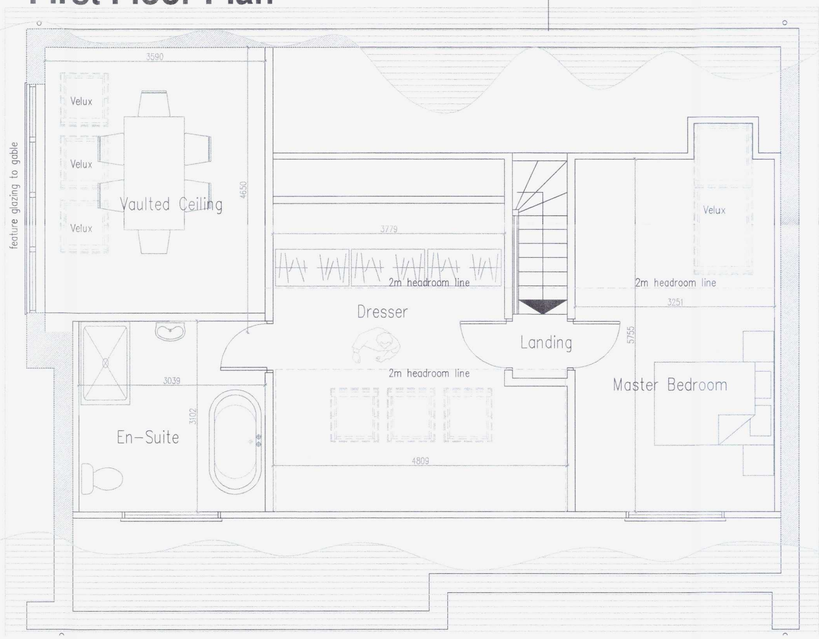

DO NOT SCALE FROM THIS DRAWING EXCEPT FOR PLANNING AS PHOTOCOPIES WILL BE SUBJECT TO DISTORTION
DRAWINGS TO BE READ IN CONJUCTION WITH ALL OTHER ARCHITECT'S & STRUCTURAL ENGINEER'S CONTRACT DRAWINGS & SPECIFICATIONS.
ANY DISCREPANCIES MUST BE BROUGHT TO THE ATTENTION OF THE ARCHITECT IMMEDIATELY.
THE CONTRACTOR MUST VERIFY ALL DIMENSIONS BY SITE MEASUREMENT BEFORE ORDERING MATERIALS OR MANUFACTURING COMPONENTS.
SUBSTITUTE MATERIALS & PRODUCTS TO THOSE NAMED WILL BE ACCEPTABLE IF PROVEN TO BE OF EQUAL OR HIGHER PERFORMANCE AND NOT IN CONFLICT WITH OTHER ELEMENTS.

Project:

Proposed
Conversion of Roofspace
& Alterations At:
Trotters
Hillbarn Avenue
Sompting, Lancing
West Sussex
BN15 0LR

Drawing title:

Plans & Elevations As Proposed

Client: Matt Walsh

© Copyright of:

Architectural & Planning Services
15 West Street
Shoreham By Sea
West Sussex
BN43 5WF
BJW
01273 441009
07856899101
e-mail: benw@bjwarchitectural.co.uk
website: bjwarchitectural.co.uk

Scale: 1:50 1:100 | Paper size: A1

Date: 7.9.2016 | Drawn: BJW

Drg. No. 02 | Rev'n D

Notes: All dimensions to be checked on site