

Proposed Long Section AA

Key:	Existing
Roof:	1. Clay tile hipped roof. 2. Asphalt flat roof with parapet.
Walls:	3. Brickwork 4. Render
Windows & Doors:	5. Upvc double glazed casements. 6. Upvc double glazed door/s.

Scale
0m 1m 2m 10m

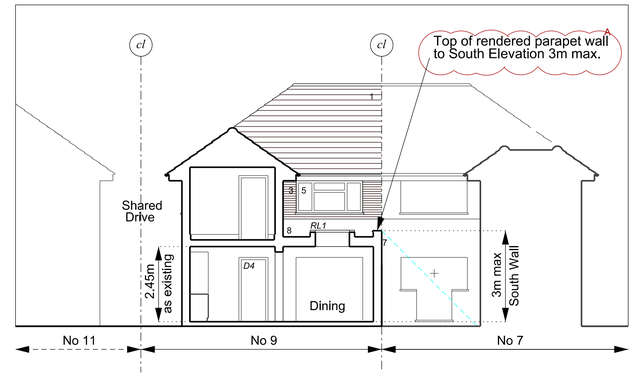

Proposed Cross Section CC

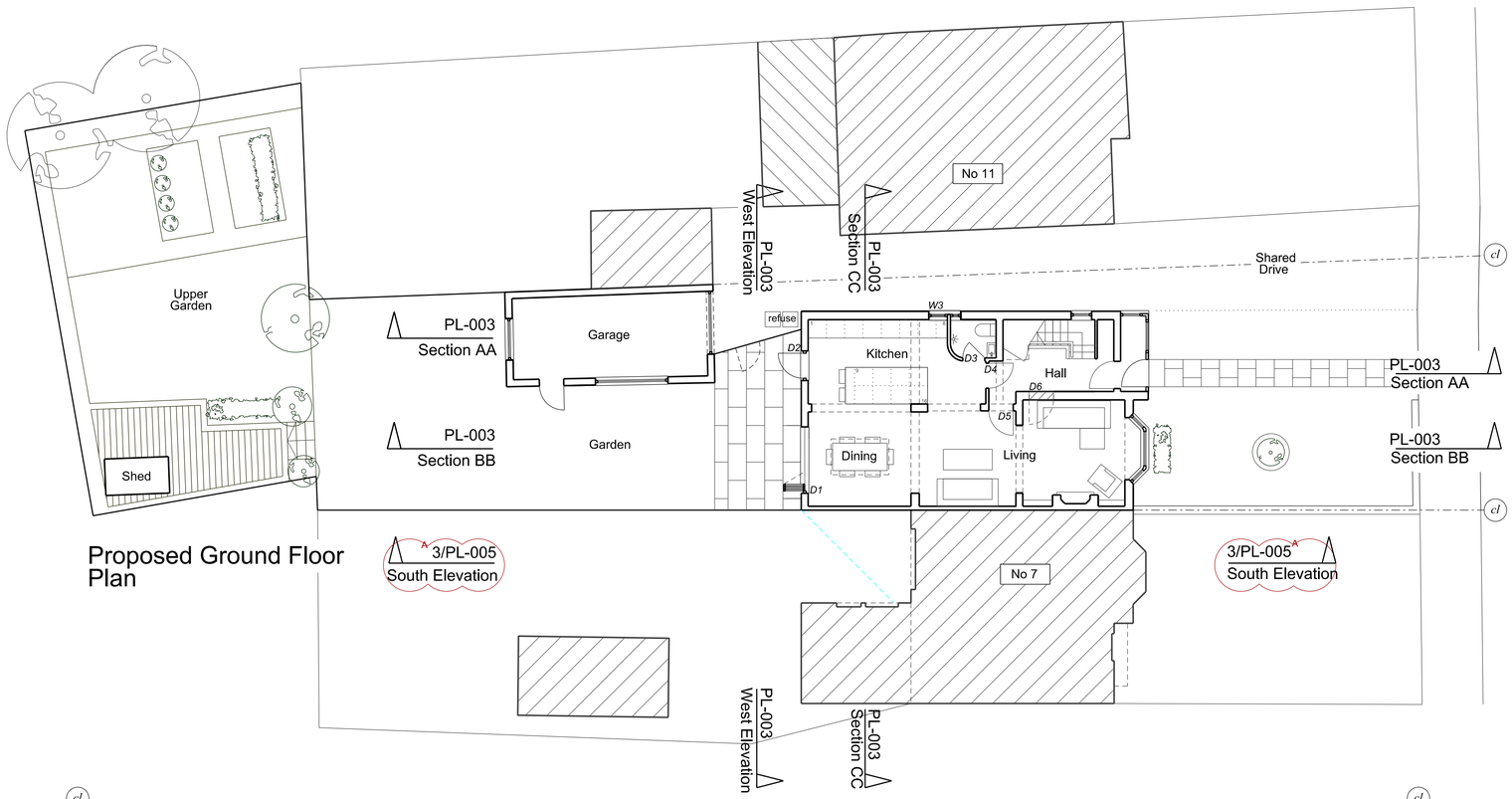

Proposed Ground Floor Plan



Key:	Proposed
Extension:	
7: Walls	Insulated blockwork cavity wall construction. Foundations to structural engineers details. Render to match existing.
8: Roof	Timber flat roof construction with 3 layer felt or GRP covering, laid to falls.Concealed gutter, parapet wall to front to align with height of existing render.
RL1	Double glazed fixed flat rooflight.
	Notional 45 deg shadow line from north.
Doors:	
Door *D1* & *D2*	New Bi-fold doors to match existing. Opening to align with existing windows above.
Door *D2*	New double glazed patio door.
Door *D3* & *D4*	New timber doors, architraves and linings in drylined partition - to match existing.
Door *D5*	Reinstate door opening. New timber lining, architraves and reclaimed door *D6* - to match existing.
Door *D6*	Block up existing door opening. Reuse door for *D3, D4* or *D5* Finishes to match existing.
Windows:	
W3:	Existing window modified to form two openings with new double glazed windows to match existing. Configuration to be agreed.
Structure:	Remove wall between kitchen and dining room. Beam and lintels to modified doors *D1, D2, D5* and windows *W1, W2* - to structural engineers details.
Internal Walls:	Nominal 100mm sw timber framed, drylined partitions with fibre glass sound insulation.
Kitchen:	Units, worktops and appliances supplied by others. Contractor to provide services to suit - layout to be agreed.
Wetroom:	Layout and dimensions are indicative - to be agreed. Contractor to confirm existing drainage arrangement.

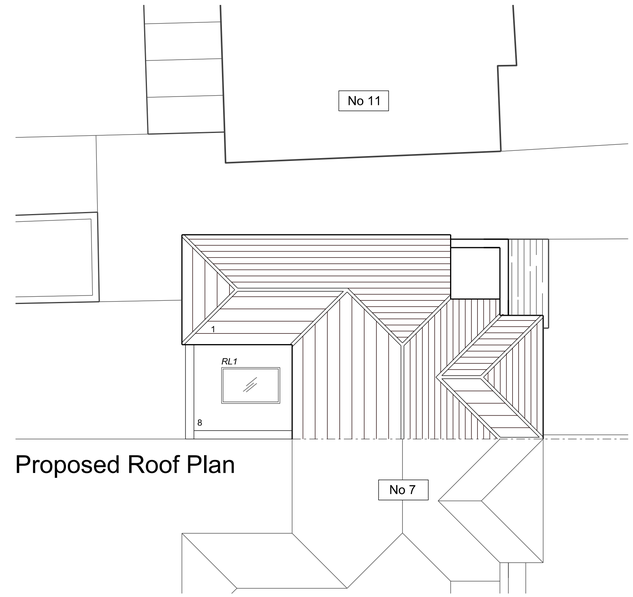

Proposed Roof Plan

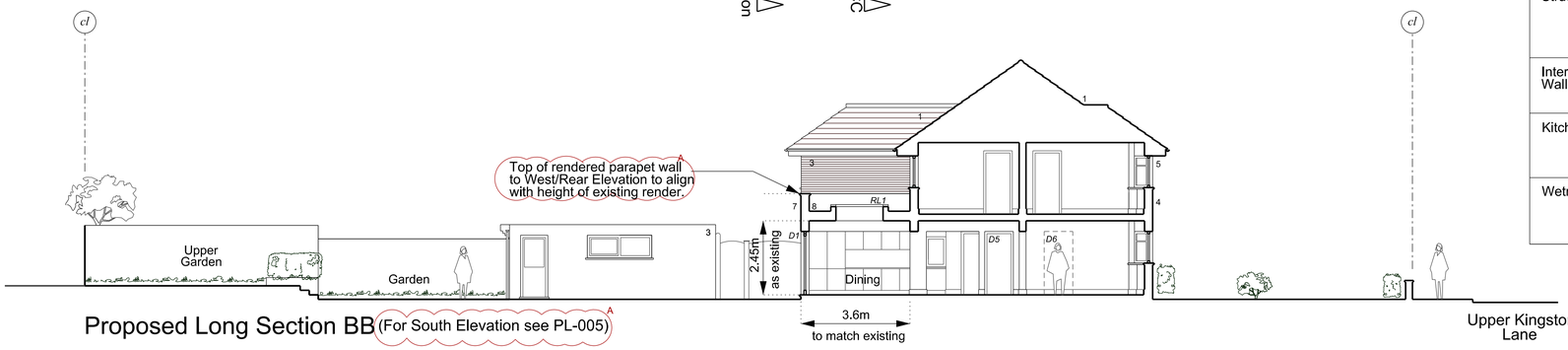

Proposed Long Section BB (For South Elevation see PL-005)

Outline of detached garage shown dashed.

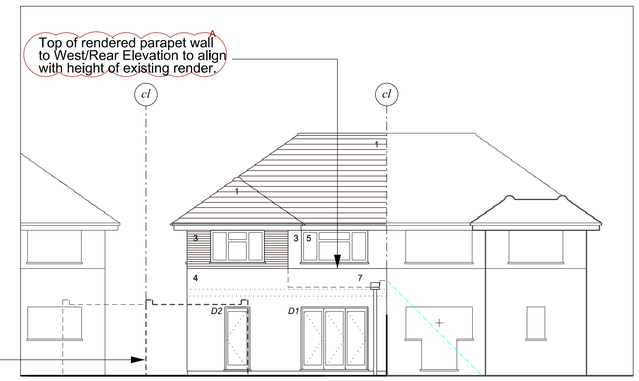

Proposed West/Rear Elevation

Notes	Rev	Date	Description
This drawing is for Planning purposes only. It is not intended for Building Control Submissions or tender. Do not scale from the drawings. All dimensions and levels to be checked and confirmed on site - any discrepancies to be reported to the client. This drawing is subject to copyright laws and may not be reproduced without the express permission of the architect.	-	28.07.2020	Issued for Planning
	A	04.08.2020	Orientation Notes added. Issued for Planning

Project: Domestic Single Story Rear Extension	Location: 9 Upper Kingston Lane Shoreham By Sea BN43 6TG	Issue: Householder Planning Application - Domestic Rear Extension
Drawing Title: Proposed Plans, Sections and Elevations		Drawn: *cm* | Date: July 2020 | Scale: 1:100@A1/1:200@A3
		CatherineMilligan Architecture milligan.c@btinternet.com
		Drawing Number: PL - 003 - A