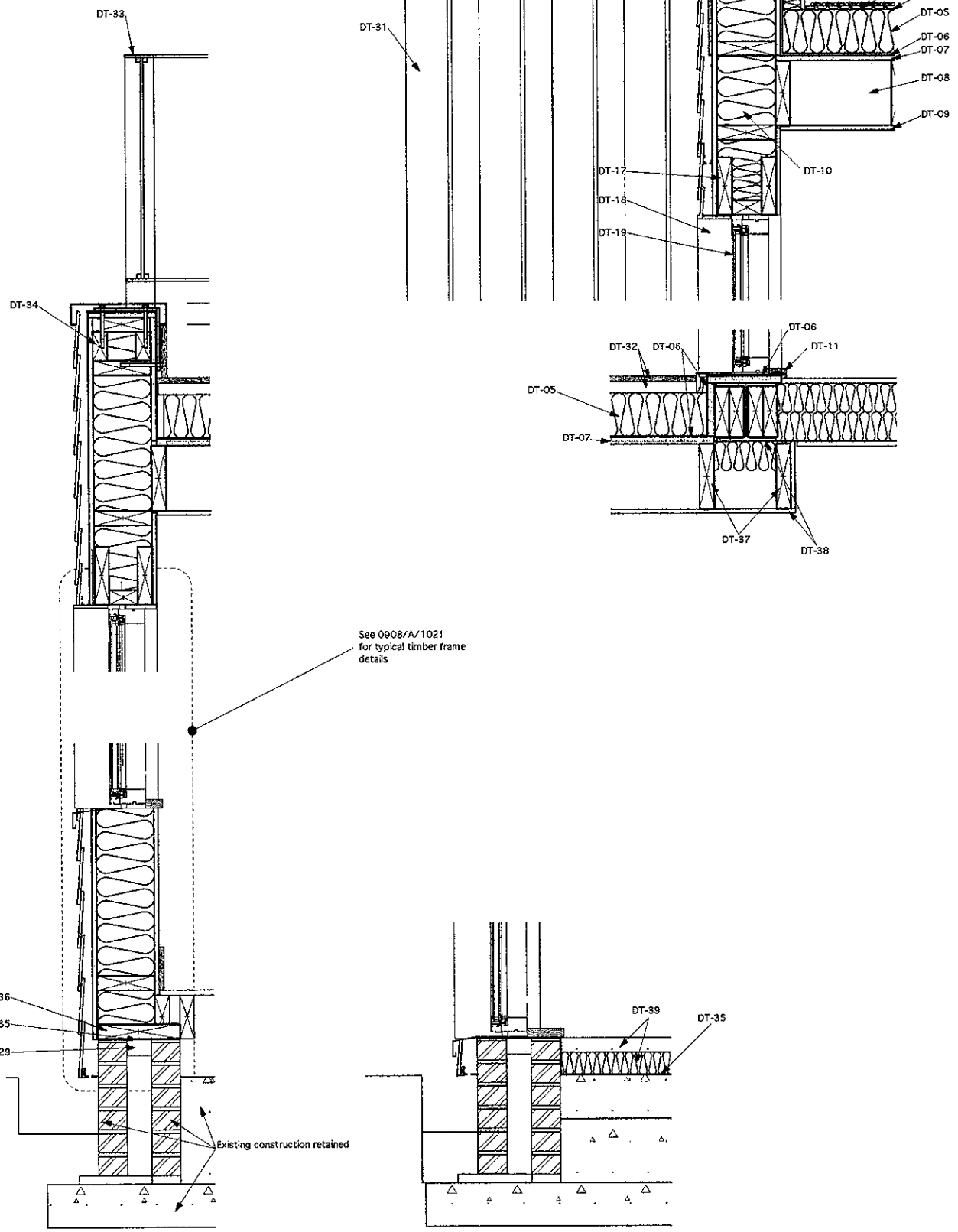

Vertical wall section detail BB
1:10 @ A1, 1:20 @ A3

Vertical wall section detail CC
1:10 @ A1, 1:20 @ A3

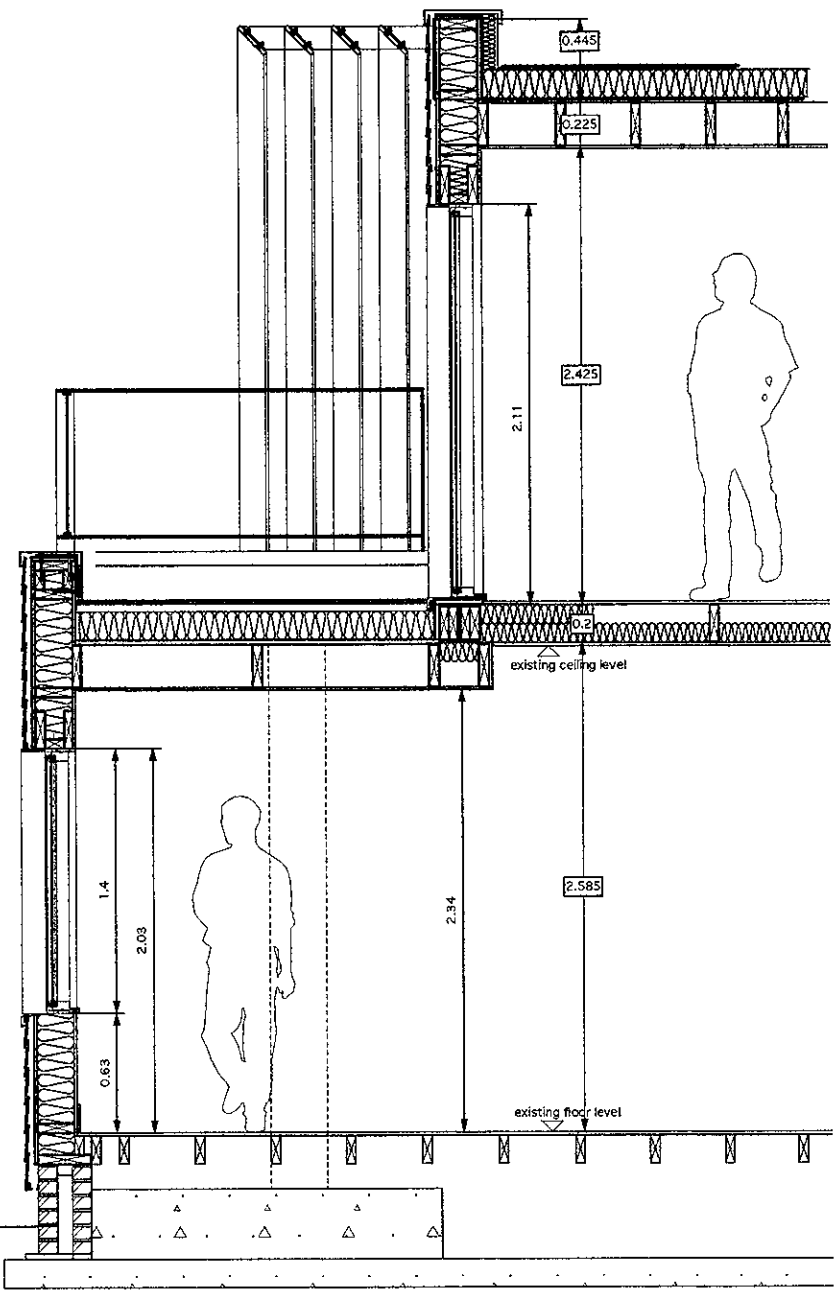

Vertical wall section assembly arrangement BB
1:20 @ A1, 1:40 @ A3

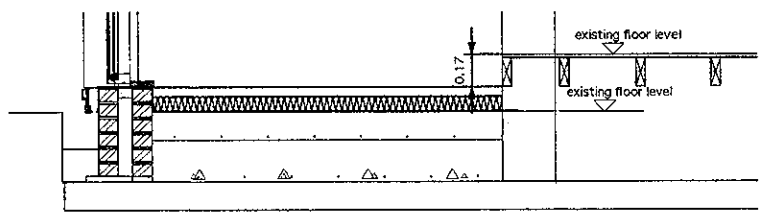

Part floor section assembly arrangement CC
1:20 @ A1, 1:40 @ A3

GENERAL NOTES:
1. Do not scale drawings. Dimensions govern.
2. All dimensions are in millimetres unless noted otherwise
3. All dimensions shall be verified on site before proceeding with the work.
4 thinking space ltd shall be notified in writing of any discrepancies
5. All information remains the property of thinking space ltd and may not be used for any purpose whatsoever, or reproduced through any medium without this written permission of thinking space ltd
6 All copyrights retained by thinking space ltd.
7 Subject to survey and all necessary statutory and legal consents

rev	date	reason for issue	check

key:

client:

*thinkingspace
thinking space ltd.
a: 2 whites grounds
london se1 3la
t: +44 (0)20 7378 0146
f: +44 (0)20 7407 2148
e: info@thinkingspace.co.uk
© thinking space ltd 2009

project: **105 Old Fort Road**
location: Shoreham-by-Sea, West Sussex

CAD file:

status: **Construction**

title: **Wall section vertical BB and CC**

series:	drawing number:		
DT	**0908 / A / 1022**		
checked	date: 12.02.10	scale: 1:5	revision: -