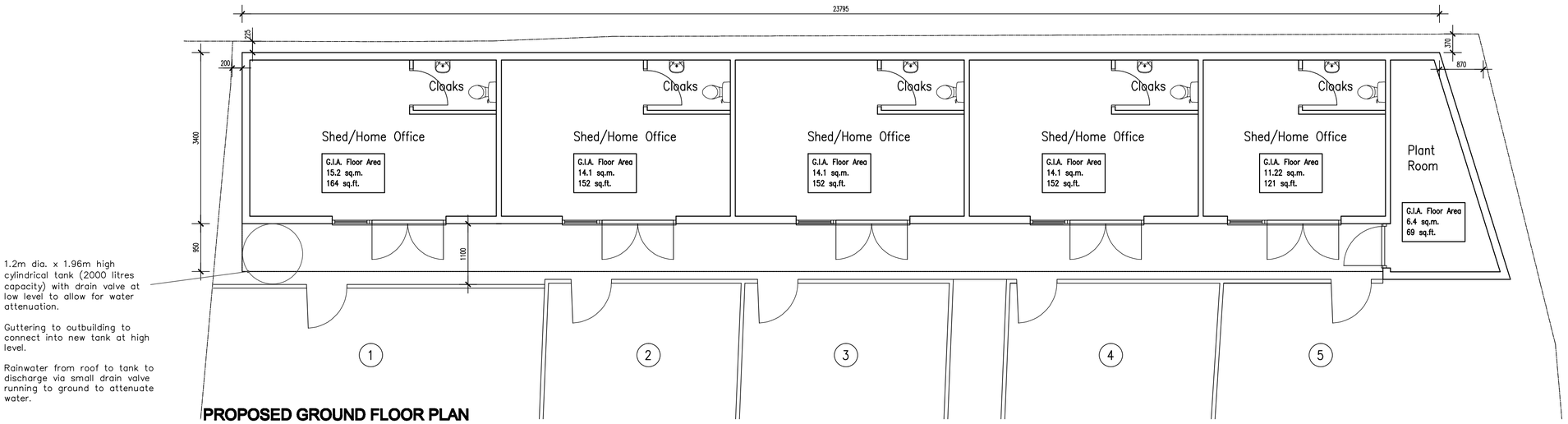

1.2m dia. x 1.96m high cylindrical tank (2000 litres capacity) with drain valve at low level to allow for water attenuation.

Guttering to outbuilding to connect into new tank at high level.

Rainwater from roof to tank to discharge via small drain valve running to ground to attenuate water.

PROPOSED GROUND FLOOR PLAN

Scale 1:50



Scale Bar – 1:50

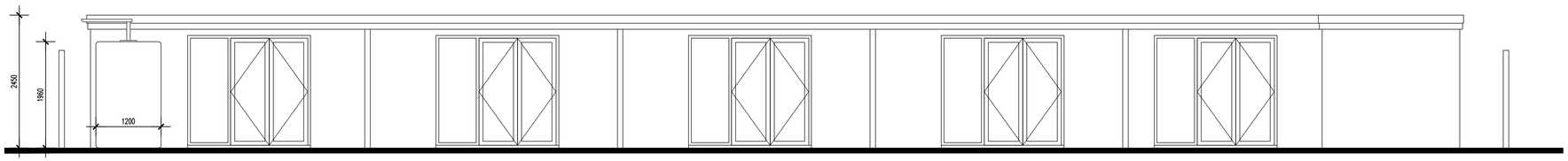

1.2m dia. x 1.96m high cylindrical tank (2000 litres capacity) with drain valve at low level to allow for water attenuation.

FRONT NORTH EAST ELEVATION

PROPOSED ELEVATIONS

Scale 1:150

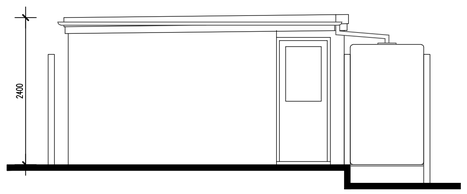

SIDE SOUTH EAST ELEVATION

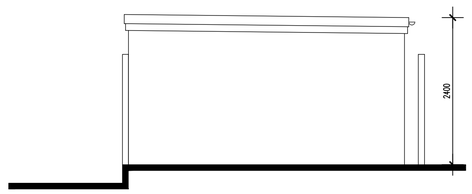

SIDE NORTH WEST ELEVATION

SCHEDULE OF MATERIALS
NEW WALLS - VERTICAL PVCu CLADDING COLOUR OAK
ROOF - NEW FLAT ROOF
WINDOWS - NEW PVCu COLOUR GREY
DOUBLE DOORS - NEW PVCu COLOUR GREY
RAINWATER GOODS - NEW PVCu COLOUR BLACK



FRONT SOUTH WEST ELEVATION

No dimensions to be scaled from drawing except for planning purposes.

The contractor should check all dimensions on site.

It is the contractors responsibility to ensure compliance with Building Regulations.

C.D.M. Regs. 2015. The Client is advised of his responsibilities to appoint a Planning Supervisor under these Regs. All works to comply with the C.D.M. Regs. 2015.

The Party Wall Act. 1996 The property owner is advised of the requirements of the Act, & the requirement to serve a Party Wall Notice on any adjoining owners as required under the act.

REVISIONS:

A. 04.12.23 Minor amendments.
B. 07.08.24 Minor amendments.
C. 09.08.24 External water attenuation tank added..

ADCS
Architectural Design
Computer Services
30 Foxley Lane
Worthing
West Sussex
BN13 3AD
Tel: 01903 260701
E-mail:
adcs@sky.com

Client
FUTURE MANAGEMENT & CONSULTANCY LIMITED

Project
PROPOSED OUTBUILDINGS
59 WARREN ROAD
WORTHING
WEST SUSSEX BN14 9QN

Drawing
PROPOSED GARDEN STUDIOS
PLANS & ELEVATIONS

Scale	Date	Drawn
1:50 @ A1	01.12.23	TP

Drawing No. 1384/P076 Revision C