All work to comply with building regulations and planning consent.
Workmanship and materials to comply with British standards and code of practice.
Scaled dimensions are approximate, take exact dimensions from site.
This drawing was prepared for local authority approval and not as a working drawing.
LOCAL AUTHORITY MAY SCALE THE DRAWING
Any deviation from the drawing to be agreed with the local authority.
Any queries to be agreed prior to construction.
See separate details for Structural engineers calculations.

ADUR & WORTHING
PLANNING SERVICES
PLAN AWDM/ 0640/14
DATE VALID 26 JUN 2014
AMENDED

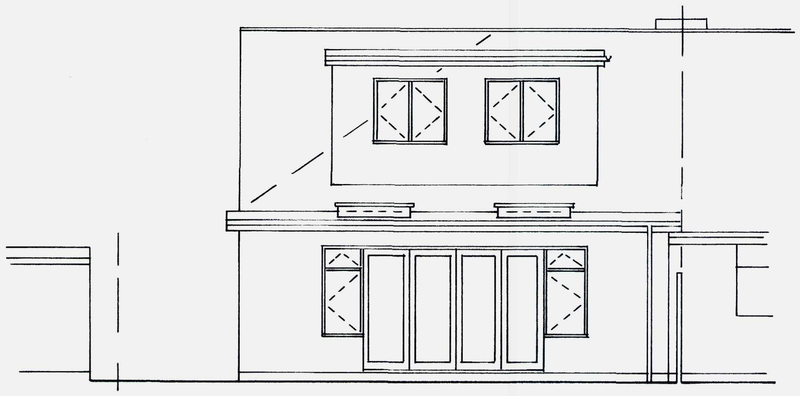

REAR ELEVATION 1:50 AT A1

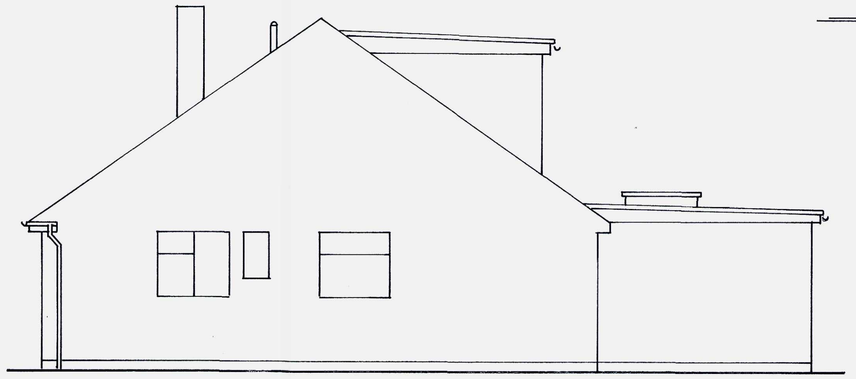

SIDE ELEVATION FROM 89 1:50 AT A1

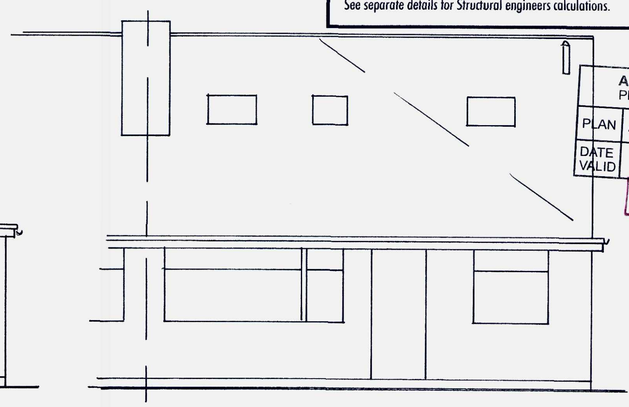

FRONT ELEVATION 1:50 AT A1

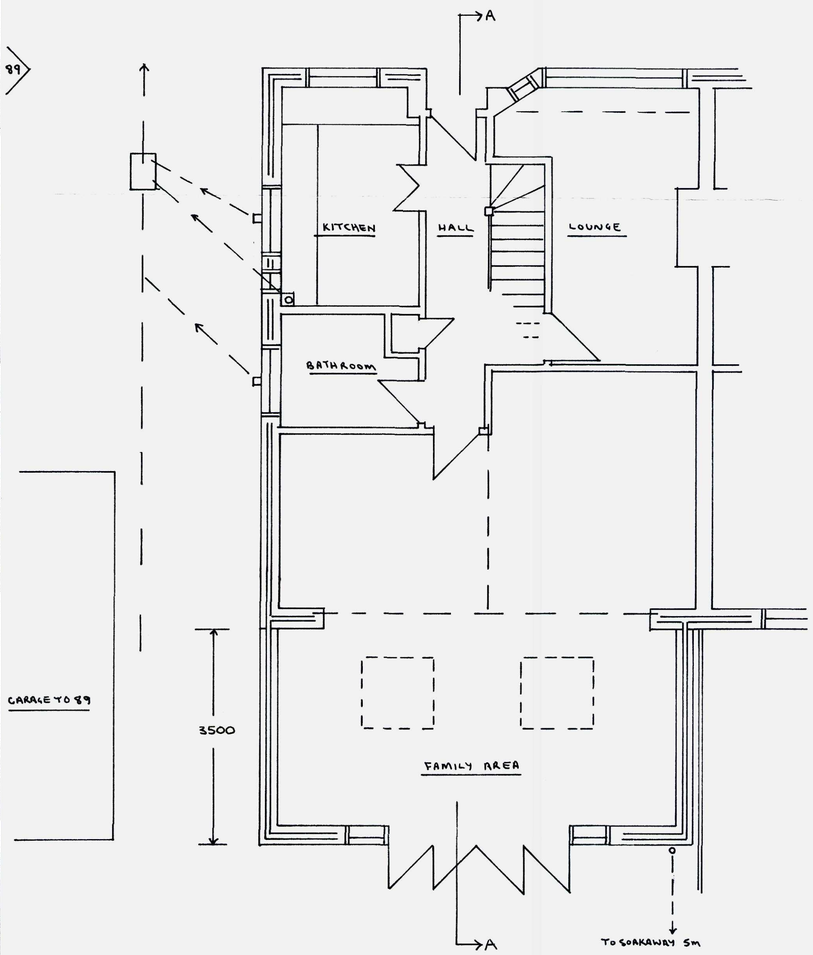

GROUND FLOOR PLAN 1:50 AT A1

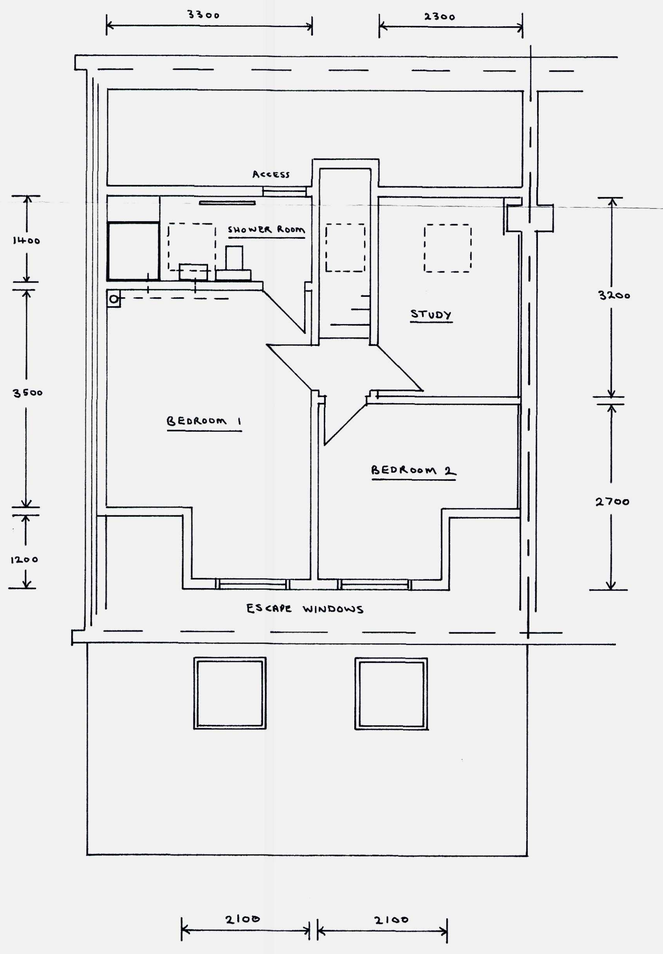

LOFT PLAN 1:50 AT A1

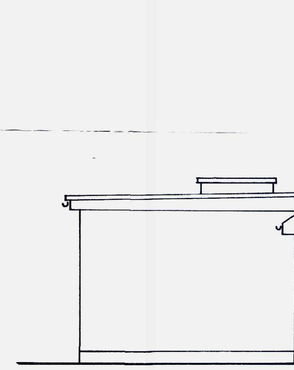

SIDE ELEVATION FROM 85 1:50 AT A1

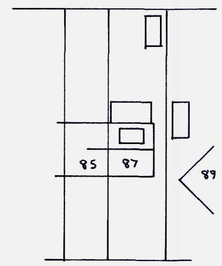

BLOCK PLAN 1:500 AT A1



Tony Standing Designs
Drawing for Domestic Extensions

Title	PROPOSED EXTENSIONS AT 87 CROWN ROAD, SHOREHAM -BY-SEA BN43 6GD				
Client	MR. A. FRENCH				
Drawn By: Date	TS JUNE 2014	Drawing Revision	C754-1 D	Scale	AS SHOWN
Mr A J G Standing 39 Hills Road, Steyning BN44 3QG		Phone: 01903 814151 / 07595 277995 [redacted]			

Sheet Size A1