

Existing South Elevation

Proposed roof alterations required due to leakng roof over existing bay windows & existing porch to match/blend with existing property. Line of proposed roof covering no further than existing porch Principal Elevation Line



Proposed South Elevation

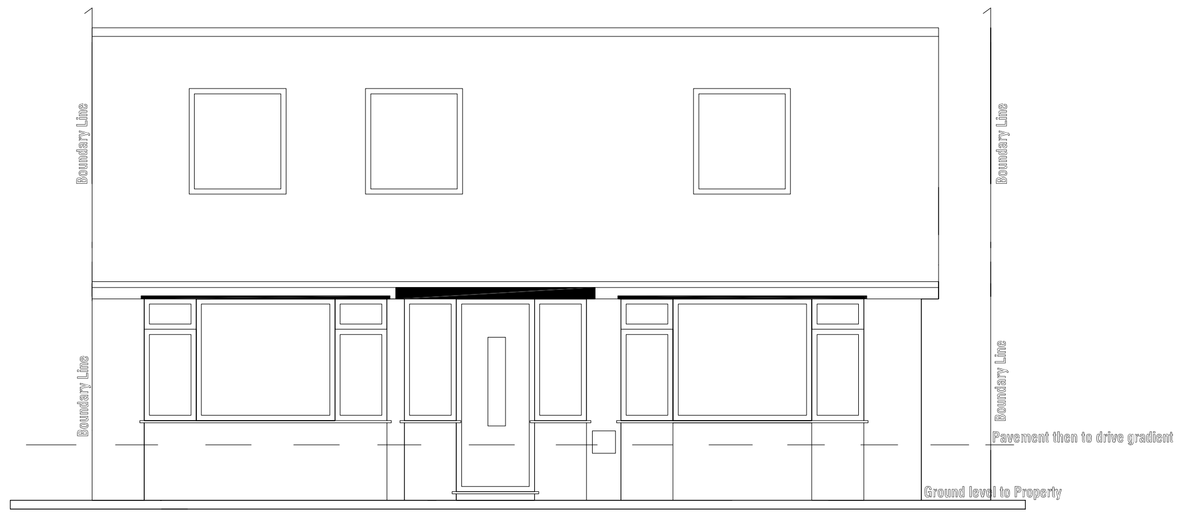

Existing West Elevation

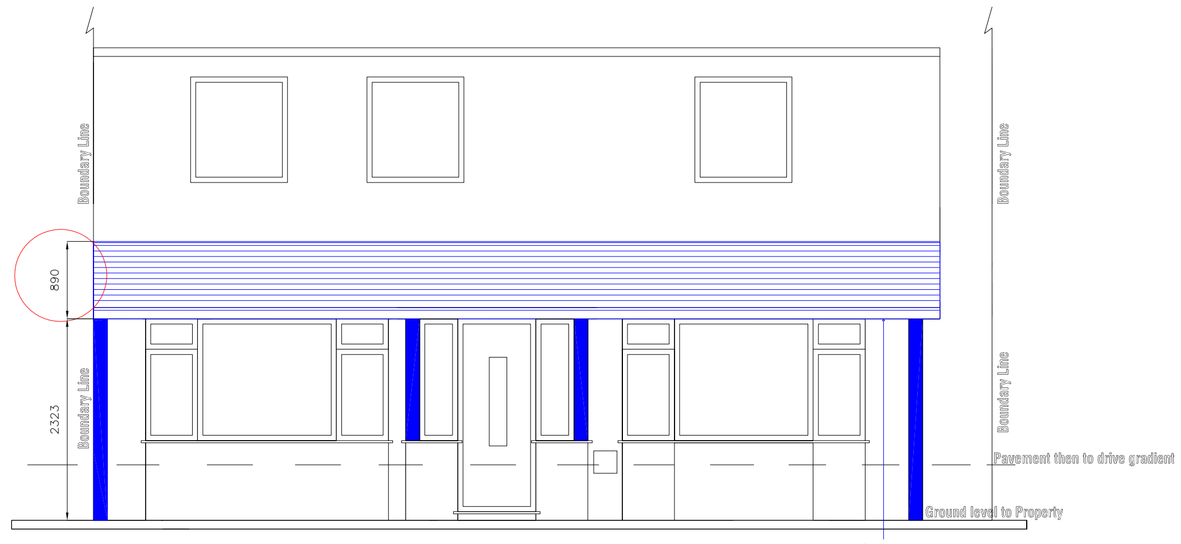

Proposed West Elevation

Proposed roof alterations required due to leakng roof over existing bay windows & existing porch to match/blend with existing property. Line of proposed roof covering no further than existing porch Principal Elevation Line

Scale Bar (Meters) 1:50

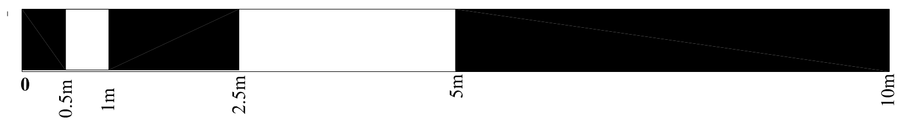

Existing East Elevation (no-change)



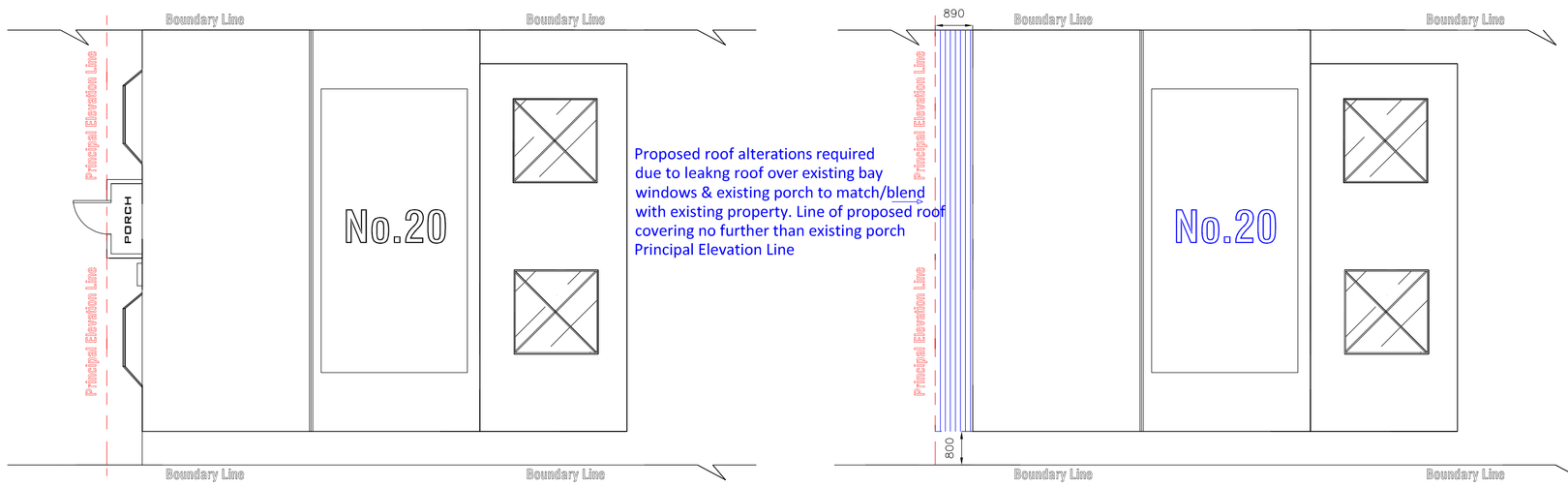

Existing Plan View

Proposed roof alterations required due to leakng roof over existing bay windows & existing porch to match/blend with existing property. Line of proposed roof covering no further than existing porch Principal Elevation Line

Proposed Plan View

Scale Bar (Meters) 1:100

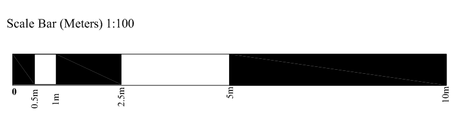

PROVISION OF INFORMATION FOR GUIDANCE:

All drawings printed can effect scale and presentation.
Please scale onsite during construction for exact dimensions and any descrepencies should be reported to the designer.
Independant companies to take there own measurments onsite especially for structural elements and before ordering or installation any products. This drawing are only suitable for Building Notice Application.

CLIENTS MUST TAKE THEIR OWN ASSURANCES NOT LIMITED TOO:

1. Soil conditions, resistance from contaminants & gradient of land.
2. Condition & Suitability of storm and foul water drainage (Camera Survey)
3. location and position of main sewer & services.(Consultation should be completed required if building near or over Southern Water & Statatory undertakers such as EDF, GAS board.
4. Tree type and distances and their effect on soil type & foundations Design
5. Existing or new structure, foundations and load bearing elements to be exposed for suitability.

Additional costs invloving any of the above or other site problems and Issues are NOT the responsibility of the designer.
Civil Law matters, such as within the 'PartyWall Act 1996' neighbour disputes and boundary issues is not the designers responsibility.
You should seek a independant accredited RICS Surveyors Guidance.

A Structural Engineer is to be consulted before works commences and is not the designer responsibility. Dimensions should be checked onsite before ordering: including steel beams/UC&UB measurements & bearings, timber spans/sizes, lintels locations and bearings, roof pitches
*Always fire protect the structure recommend 60 x minutes Fire Resistance

All installations for plumbing and santitary, sewarage, water quality & supply and risk from contaminants, should comply with WRAS and the Water Act 2014 & Environmental Health & Environmental Agency & Protection Act 1990. Wholsome Water supply to be provided, pipework to be chlrinated/sluice before use. Drainage should be leakage tested before covering or backfill

The Designer is NOT responsible for onsite construction or health and safety issues. All owners, contractors, builders and trades should follow all the guidance of full site CDM regulations and HSE regulations. All contractors & trades should be fully qualified and should be members of recognised competent proffessional bodys & do there own risk assessments

RECOGNISED PROFESSIONAL BODIES, REGULATIONS AND STANDARDS TO BE FOLLOWED & Not the designer responsibility:

CDM (Construction Design Management for onsite health and saftey responsibilities, site managers and contractors)
HSE (Health & Saftey Guidance for contractors & Trades)
NAPIT & BS7671 (Electrical Installations and Testing)
IFE (Institution Of Fire Engineers)
ESA (Electrical Safety Association)
OFTEC (Oil Installations and Testing)
HETAS (Solid Fuel Installations and Testing)
GASAFE (Gas Installations and Testing)
FENSA (Fenestration Self Assessment Scheme)
LSA (Lead Sheet Association)
NFRC (National Federation Of Roofing Contractors)
RICS (Royal Institute of Chartered Surveyors)
ISTRUCT (Institute Of Structural Engineers)
CIBSE (Chartered Institute Of Building Services Engineers)
RRO2005 (Regulatory Reform Fire Safety Order)
Building Regulations (Amended 2010 + BSA & BSR)
Building Act 1984 & Building Law
Planning Act 2008, Authorities & Planning Permissions).
TRADA Span Tables (Timber Research And Development Association).

ARKITECH

PLANNING DRAWINGS | BY: PM

DRAWING TITLE:

ROOF ALTERATIONS & REPAIR OVER EXISTING BAY WINDOWS AND PORCH @

No. 20
VALE WALK
FINDON
WORTHING

EXISTING & PROPOSED

DATE: MARCH 2024 | DRWG 01/24B

SCALE: 1:50 1:100 | CLIENT: MR&MRS YOUNG

DRAWINGS FOR PLANNING APPLICATION

ALL MATERIALS USED TO MATCH/BLEND WITH EXISTING BUILDING I.E. BRICKWORK, TILES UPVC WINDOWS, GUTTERING & DOWNPIPES ETC, TO BE AS PER PLANNING GUIDANCE & APPROVED BY PLANNING OFFICER.