

FRONT WEST ELEVATION

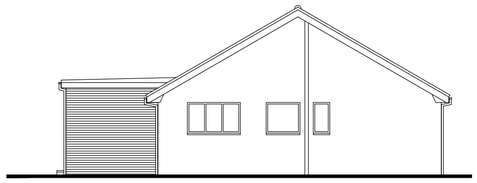

SIDE NORTH ELEVATION

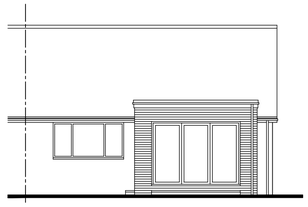

REAR EAST ELEVATION

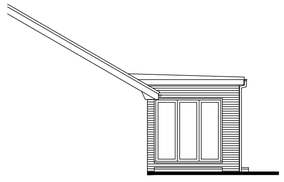

SIDE SOUTH ELEVATION

PROPOSED ELEVATIONS

Scale 1:100

0m 5m 10m

Scale Bar – 1:100

SCHEDULE OF MATERIALS

WALLS - FACING BRICKWORK AND MORTAR TO MATCH EXISTING
ROOF - FLAT ROOF
WINDOWS - NEW PVCu WINDOW COLOUR WHITE
RAINWATER GOODS - NEW PVCu COLOUR BLACK

No dimensions to be scaled from drawing except for planning purposes.

The contractor should check all dimensions on site.

It is the contractors responsibility to ensure compliance with Building Regulations.

C.D.M. Regs. 2015. The Client is advised of his responsibilities to appoint a Planning Supervisor under these Regs. All works to comply with the C.D.M. Regs. 2015.

The Party Wall Act. 1996 The property owner is advised of the requirements of the Act, & the requirement to serve a Party Wall Notice on any adjoining owners as required under the act.

REVISIONS:

A. 24.04.24 Extension reduced to 3.0m in depth

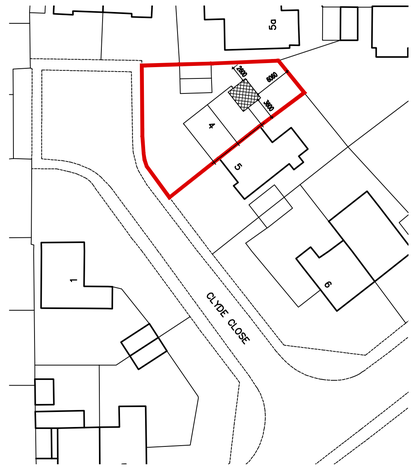

BLOCK PLAN

Scale 1:500

0m 10m 20m 30m 40m 50m

Scale Bar – 1:500

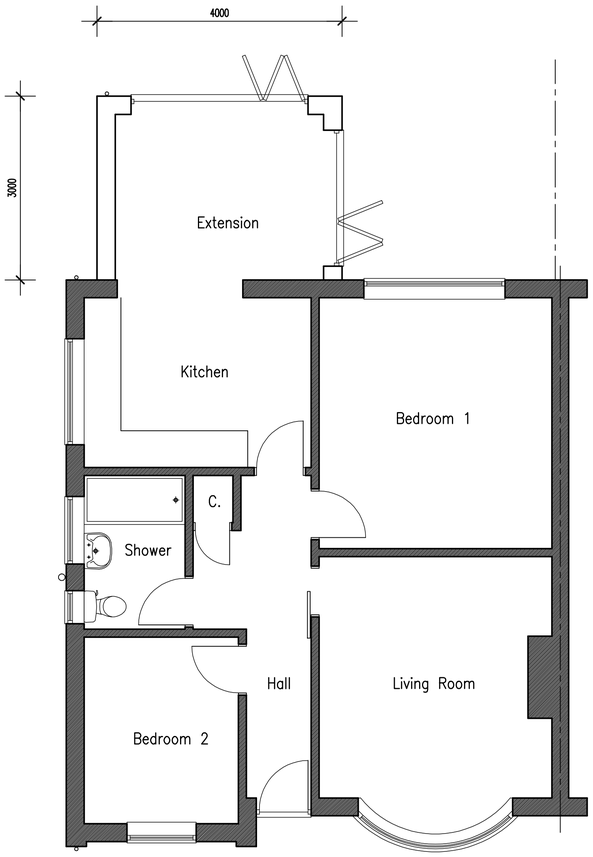

PROPOSED GROUND FLOOR PLAN

Scale 1:50

0m 5m 10m

Scale Bar – 1:50

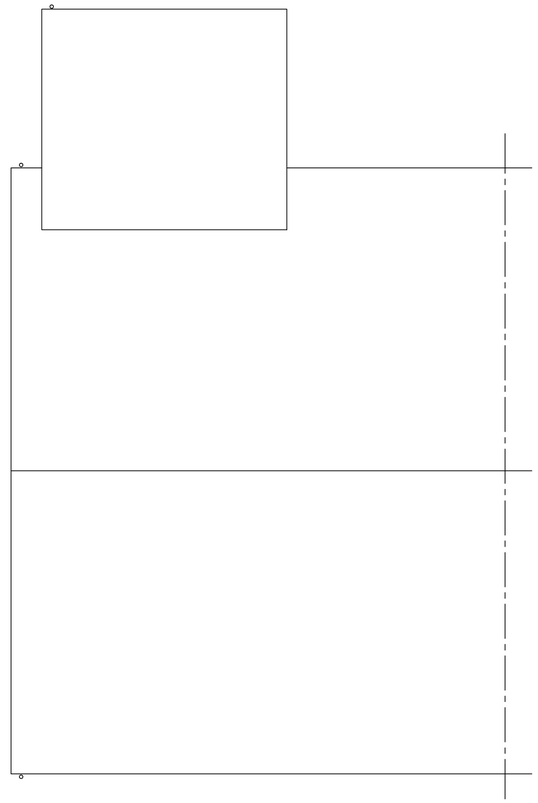

PROPOSED ROOF PLAN

Scale 1:50

ADCS
Architectural Design
Computer Services

30 Foxley Lane
Worthing
West Sussex
BN13 3AD
Tel: 01903 260701
E-mail:
adcs@sky.com

Client

MR S. & MRS M. WOOD

Project

PROPOSED REAR EXTENSION
4 CLYDE CLOSE
DURRINGTON
WEST SUSSEX BN13 3LQ

Drawing

PROPOSED FLOOR PLANS
& ELEVATIONS

Scale	Date	Drawn
1:50 & 1:100 @ A1	15.04.24	TP

Drawing No. 1606/P02 **Revision** A