ARW Design 88, SOUTH STREET, TARRING, WORTHING, WEST SUSSEX, BN14 7JD. T: +44(0)1903234197. M: +44(0)7771821222. E: Arweedeen1@aol.com

THIS DRAWING REMAINS THE COPYRIGHT OF ARW Design & SHALL NOT BE COPIED IN ANY FORMAT WITHOUT SPECIFIC APPROVAL IN WRITING

ARW Design	PROPOSED REAR EXTENSION, SIDE EXTENSION & LOFT CONVERSION PROJECT: GROUND FLOOR PLANS DRAWING TITLE:	M. WALSH CLIENT: 51, GREET ROAD, LANCING, WEST SUSSEX LOCATION:	MARCH 2019 DATE: AS NOTED @ paper size A3 SCALE:	ARW DRAWN:

REVISION: p

DRAWING NO: 4421/1

GENERAL

This drawing to be read in conjunction with Construction Notes ref:- CN4421 & Structural Engineers Design Details
Contractor to verify all dimensions and angles etc on site prior to work commencing.
Staircase dimensions where applicable to be checked on site prior to manufacture.
All parts of structure that are inaccessible including underground and lintols have not been inspected and may need to be exposed where required by structural engineer or building control for suitability where taking additional loads.
All services including electrical,plumbing & heating etc to clients instructions.

The client is reminded of his or her obligations under the Construction (Design & Management) Regulations 2015 particularly to appoint (in writing) a main contractor who will take over the project management responsibilities on behalf of the client throughout the construction phase where required to do so under the regulations
The property owner is reminded of the requirement to serve a Party Structure Notice on any adjoining property owner should they need to do so under the requirements of the Party Wall etc Act 1996

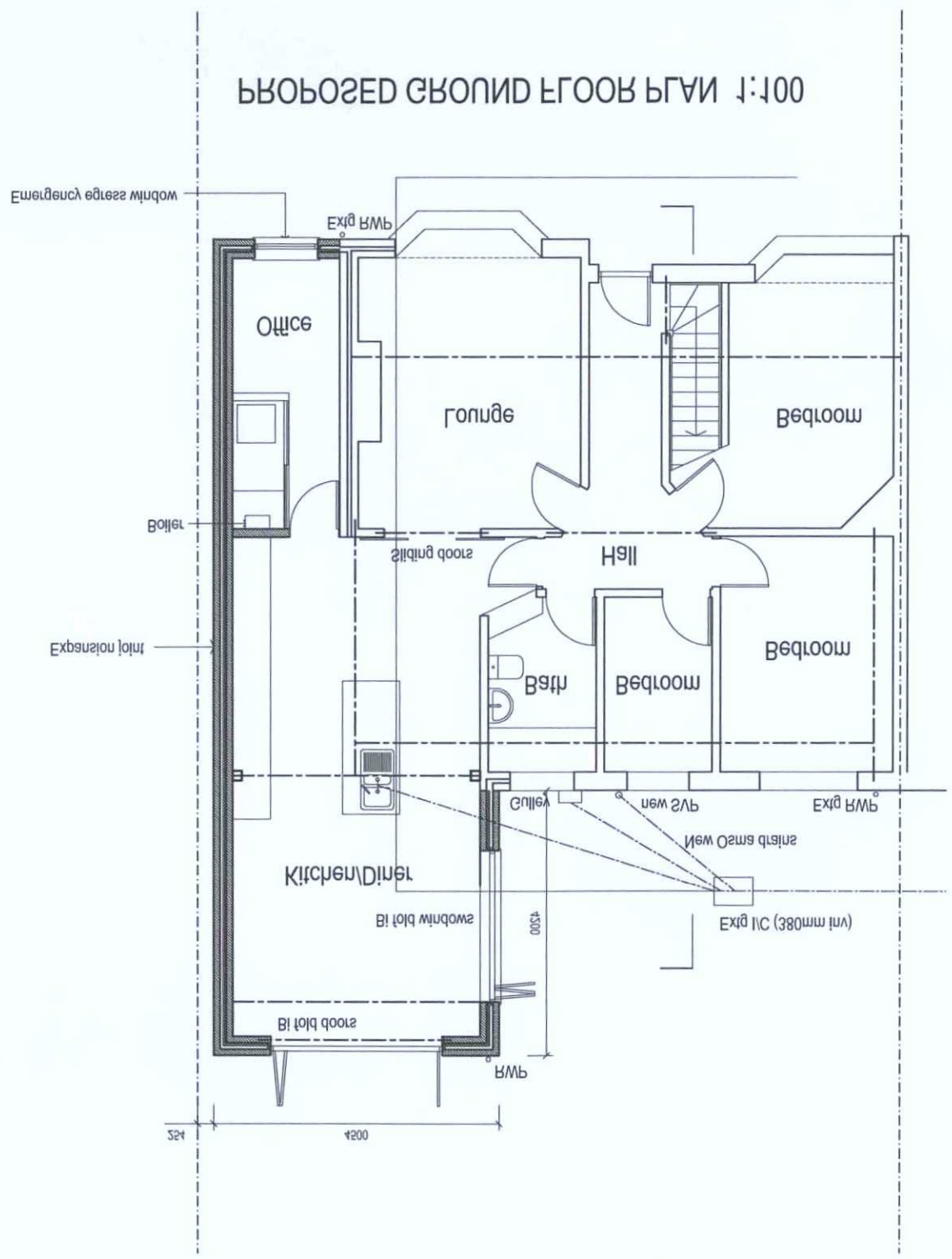

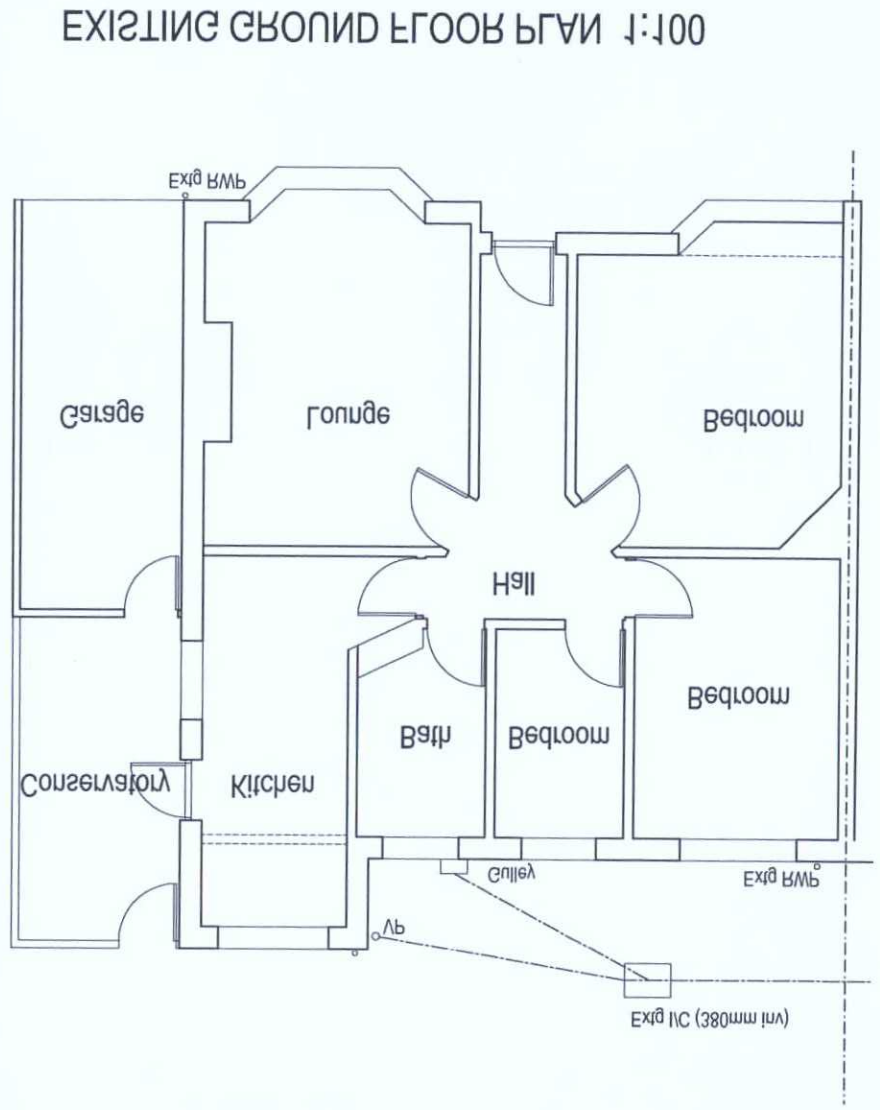

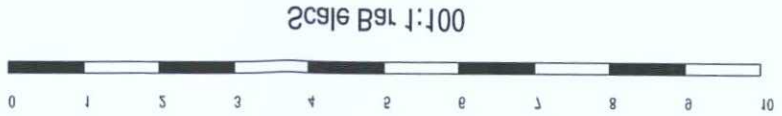

AMENDMENT

ADUR & WORTHING PLANNING SERVICES	
PLAN	AWDM/ 0880/19
DATE	REC'D 2/7/19
~~AVAID~~	