

DETAIL 1:
LEFT JAMB

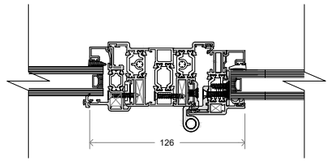

DETAIL 2:
LEFT HINGE

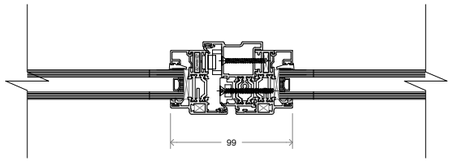

DETAIL 3:
MEETING STILE

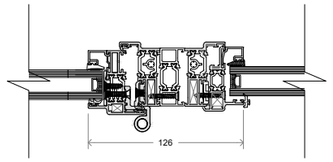

DETAIL 4:
RIGHT HINGE

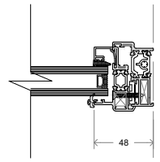

DETAIL 5:
RIGHT JAMB

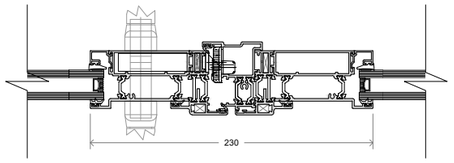

DETAIL 6:
MEETING STILE AT HANDLE

HORIZONTAL DETAILS

Scale 1:5

Scale in Millimetres

0 25 50 75 100 125 150 200 250

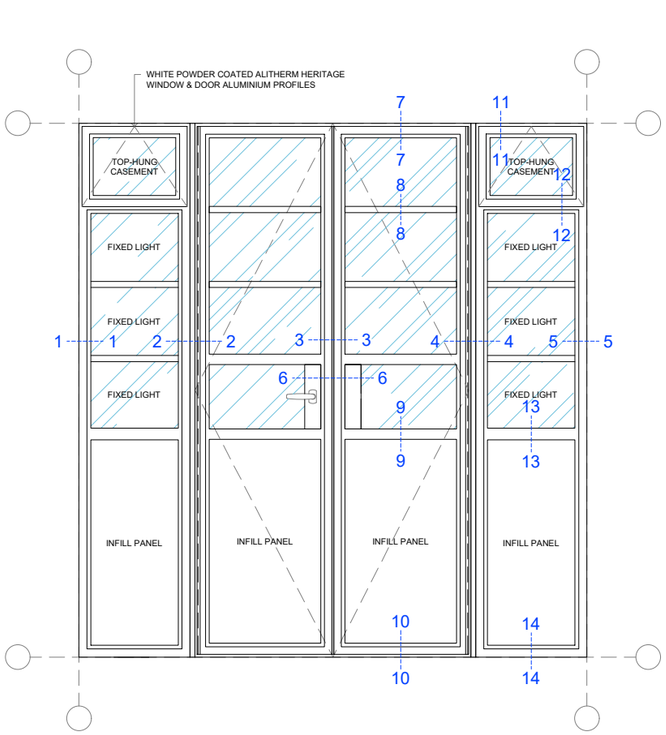

FRONT ELEVATION, AS PROPOSED

Scale 1:25

Scale in Millimetres

0 125 250 500 750 1000 1250

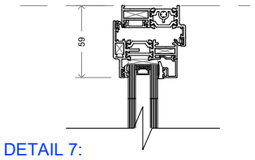

DETAIL 7:
DOOR HEAD

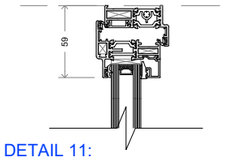

DETAIL 11:
CASEMENT HEAD

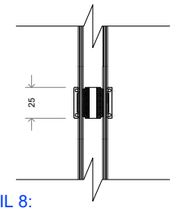

DETAIL 8:
GLAZING BAR

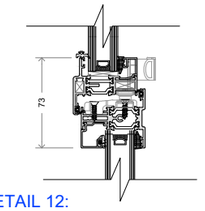

DETAIL 12:
CASEMENT CILL

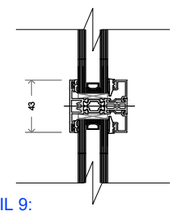

DETAIL 9:
DOOR TRANSOM

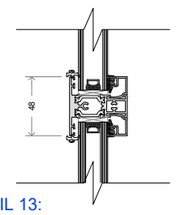

DETAIL 13:
WINDOW TRANSOM

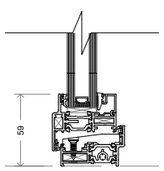

DETAIL 10:
THRESHOLD

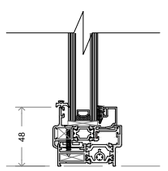

DETAIL 14:
CILL

VERTICAL DETAILS

Scale 1:5

Scale in Millimetres

0 25 50 75 100 125 150 200 250

NOTES:

1. Do not scale from this drawing, except for Planning.
2. All dimensions are in millimetres / metres unless stated otherwise.

Rev	Description	By	Date
.	.	.	.

AMENDMENTS

Drawing Status:

FOR INFORMATION

ADUR & WORTHING
COUNCILS
TECHNICAL SERVICES
TOWN HALL, CHAPEL ROAD
WORTHING BN11 1HA
www.adur-worthing.gov.uk
surveyors@adur-worthing.gov.uk

Property Title:

BEACH CHALETS 15-55
BEACH PARADE, WORTHING

Drawing Title:

TYPICAL DOOR & WINDOW DETAILS, AS PROPOSED

Scale @ A3:	Date:	
1:25 / 1:5	**06-08-2025**	
UPRN: **10002291761**	Drawn By: **TR**	Checked By: **AC**
Drawing No: **240202 / AWC / 00 / ZZ / DR / B / 0500**		Rev: **-**