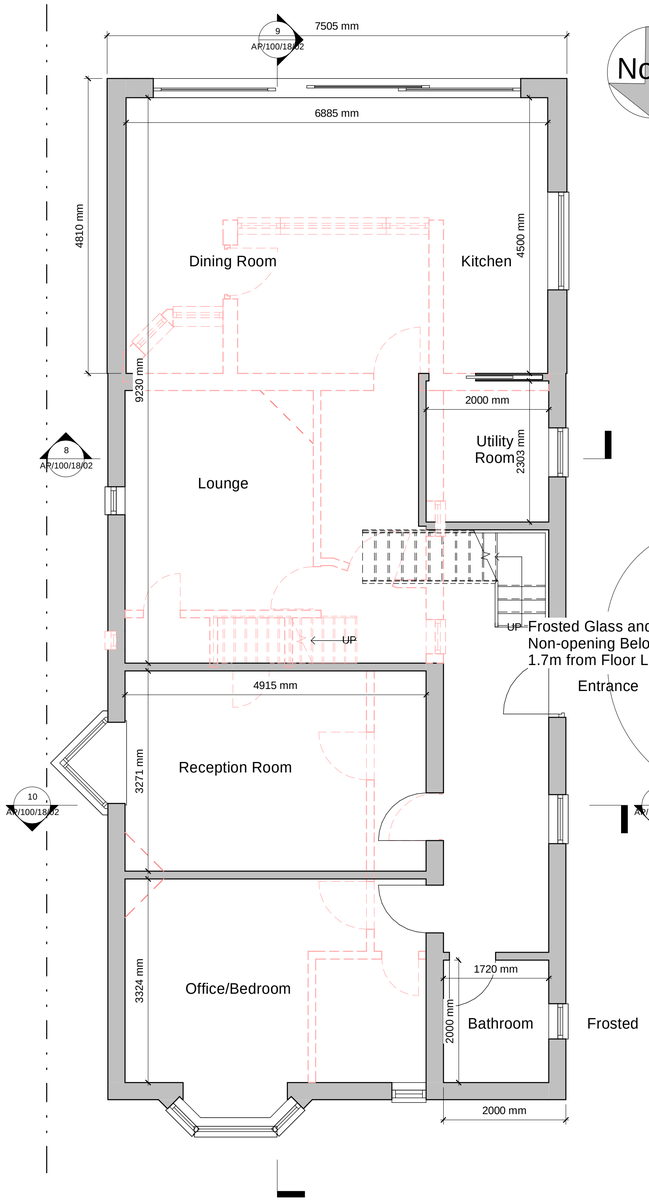

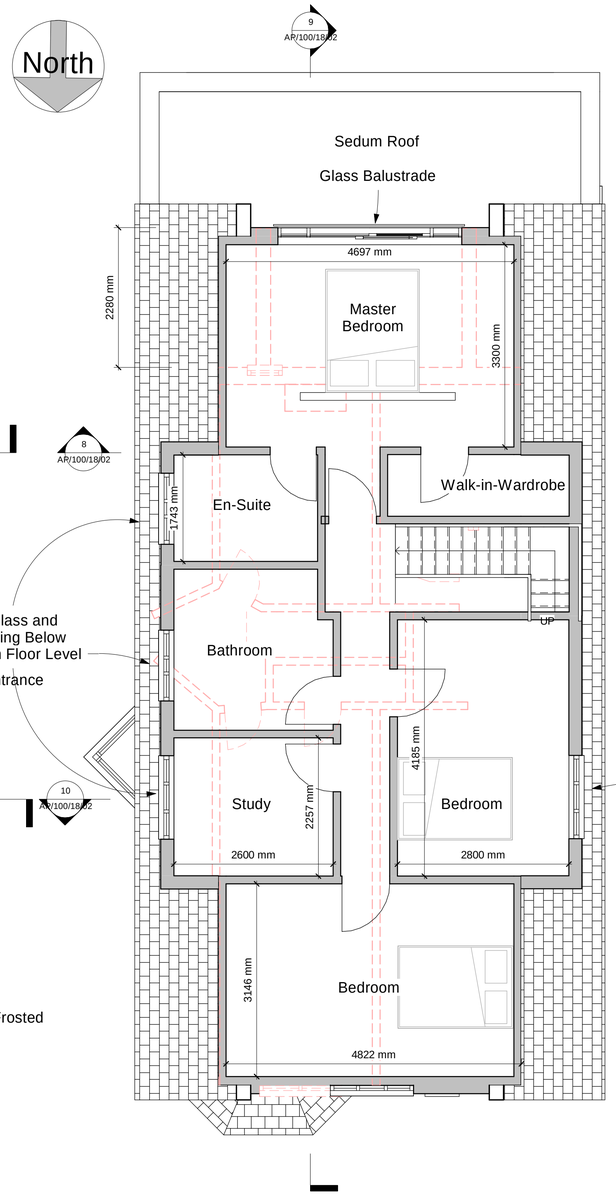

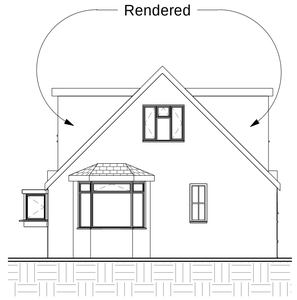

4 Front Elevation (North)
1 : 100

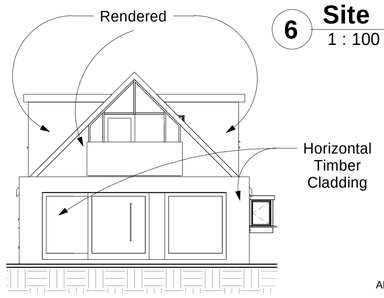

2 Rear Elevation (South)
1 : 100

6 Site
1 : 100

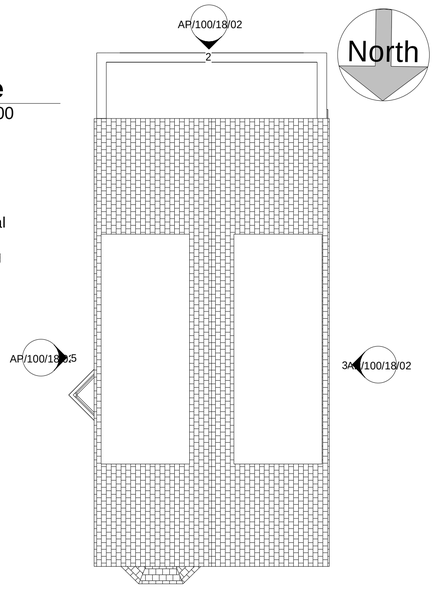

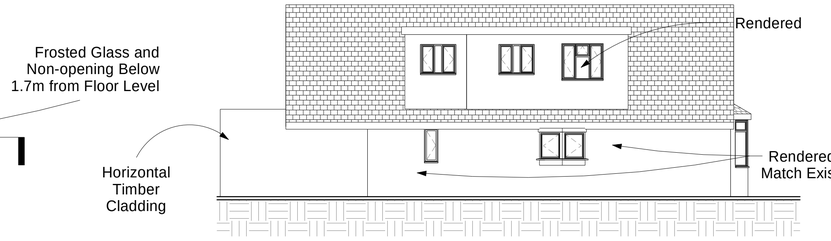

5 Side Elevation (East)
1 : 100

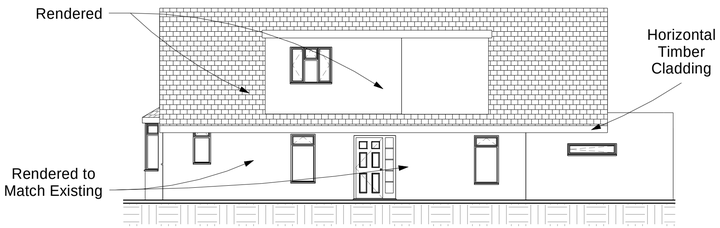

3 Side Elevation (West)
1 : 100

1 Ground Floor
1 : 50

7 First Floor
1 : 50

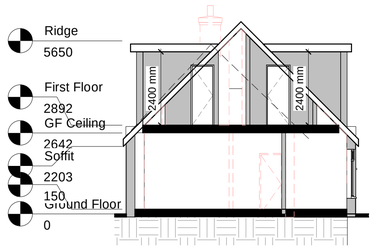

8 Section B-B
1 : 100

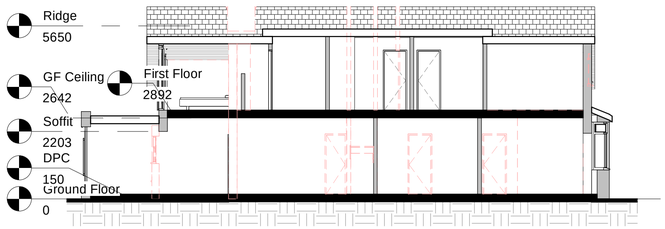

9 Section A-A
1 : 100

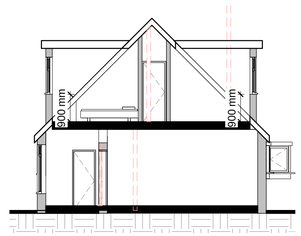

10 Section C-C
1 : 100

0m 1m 2m 3m 4m 5m
VISUAL SCALE 1:50 @ A1

0m 2m 4m 6m 8m 10m
VISUAL SCALE 1:100 @ A1

Planning Issue

All dimension to be verified on site, any discrepancies to be reported to Designer prior to setting out or ordering of any materials.

This drawing has been produced for the specific client and project identified below and is not intended for use by any other person or for any other purpose.

This drawing is protected under The Copyright, Designs and Patents Act 1988.

Revisions

Client
Mr M Eaton

Project Address
28 Rosslyn Road
Shoreham By Sea
BN43 6WP

Project
Reconfiguration

Drawing Title
Proposed Plans & Elevations

Drawing number
AP/100/18/02

Rev
A

Scale:
As indicated

Paper Size:
A1