Form Ref. No. 861510

ADUR DISTRICT COUNCIL

Town and Country Planning Act 1990
Householder Planning Application

Use this form to apply for planning permission to extend or alter your house or flat, to build a garage or other structure on your property or to create access for a vehicle onto a classified road (please read note 9).

Please read the notes before you fill in this form.

1 Please give the address of the property to be altered or extended

55 Greenways Crescent
Shoreham-by-Sea
BN43 6HR

PLANNING DIVISION
PLAN No. Adc0711707
DATE 10 DEC 2007

2 Type of property

Semi-detached House

3 Please describe the development you are applying for.

2 storey side extension and single storey side extension, new porch and velux windows for storage space in roof.

4 Applicant (in block capitals)

Name
Mrs
Sylvia
Willis

Address
55 Greenways Crescent
Shoreham-by-Sea
BN43 6HR
WEST SUSSEX

Telephone
[redacted]

Fax

Email
sylvia.willis@brighton.ac.uk

Agent (if any)

Full Name
Sarah Kemp

Address
Eskay Architects
62 Parkside
SHOREHAM BY SEA
West Sussex
BN43 6HA

Telephone
07745 654 556

Fax

Email
sarah@eskayarchitects.co.uk

5 Please enclose four copies of this form and four sets of plans.
Please number your plans and write the numbers and scales against the titles here.

	Plan Number	Scale
Location Plan	BG 10	1:1250
Block Plan	BG 10	1:500
Floor Plan	BG 02a	1:100
Elevations	BG 03a	1:100
Other	BG 01 Existing Plans, Elevations and Section	1:100

6 Will the development involve cutting down any trees? No
If "Yes", please show these clearly on the block plan.

7 Will the development (including any new or altered access) affect a public footpath or any other public right of way? No

8 **Does this application require a fee?** No
(See note 3)

If "No", please choose the option that applies C
(See note 3)

If "Yes", please state the fee enclosed £
(See note 4)

Signature: **Date:**

Please print your name:

Certificate under Article 7 of the Town and Country Planning (General Development Procedure) Order 1995

If anyone else owns the land or part of it, you must fill in Certificate B, which you can get from the Planning Section. You must also tell the owner of the land about this application by serving a notice on them. If you own all of the land, you must fill in Certificate A below.

Certificate A

I confirm that:

- Nobody except the applicant was an owner of any part of the land involved at the beginning of the period of 21 days before the date of this application; and

- none of the land this application relates to is an agricultural holding or part of an agricultural holding.

Signature: **Date:**

Please print your name:

PLANNING
PLAN
No. A0610/07/07
DATE 10 DEC 2007
RECEIVED

Design and Access Statement for 55 Greenways Crescent:
Following Development Control Standard No. 3 and advise from Planning Officer
November 2007

Privacy
The development does not increase overlooking of neighbouring properties. New windows in the side elevation will have obscure glazing. The new rear extension is set in line with the extension at No. 53.

Daylight
The two-storey extension is set back more than a meter from the boundary, so it will not appear oppressive of overbearing, and will retain gap between the houses that is a pattern of the street.

Parking
If the crossing can be increased by one and half stones, two car spaces can be maintained.

Appearance:

Side Extension
The proposed side extension is set back, so the new ridge line is lower than the original house and appears subordinate to the existing house. The roof is hipped to match the existing roof.

Porch
The porch does not require permission, but has been designed to suit the existing house.

Windows
It is intended that all the existing windows will be replaced and will match the original configuration of metal windows still seen in some houses in the road. Four rooflights have been proposed for the roof at the front, to match style of the windows below, rather than using one large one that would be out of scale. Two small rooflight have been added to help light the whole of roof storage area and the stairs, to minimise reliance on artificial lights and and in so doing save energy.

Access:

A ramp has been proposed at the side for an electric wheelchair to access the garden. Doors into the house from the garden will have flush threshold.

Waste Minimisation Statement – 55 Greenways Crescent

PLANNING
PLAN No. AK0747107
DATE RECEIVED 10 DEC 2007

The following practices will be followed wherever practical:

1. **Waste hierarchy:** taken from NGS GreenSpec.
   Eliminate
   Reduce
   Re-use
   Recycle
   Recovery i.e. recycling, composting, energy recovery
   Dispose

2. **There will be an emphasis and encouragement for the first in the list in preference over and discouragement from the last.**
   Eliminate waste altogether
   Reduce demand for more materials,
   Reduce amount of materials used,
   Re-use of materials not needed, in their original form.
   Re-use off-cuts in the works,
   Recycle materials that cannot be reused,
   Recycle waste in another form,
   Recovery of material resources, i.e. green waste into compost
   Recovery of energy from waste.
   Landfill anything that cannot be put to other use.

3. **Good practice to reduce waste on site**
   Carry out 'material audits before and after each project. Exploit any opportunities for re-using materials, particularly demolition materials/artefacts recycled or re-used, demolition waste crushed and re-used as aggregate.
   Recycle wood to local projects.
   Arranging 'just-in-time' deliveries.
   Rejecting deliveries if damaged or incomplete.
   Handling materials carefully.
   Re-using materials where possible on site or on other jobs.
   Return unused or waste materials to source i.e. suppliers and manufacturers.
   Talk to suppliers about whether they can take back waste packaging or reduce packaging at source.
   Consider bulk packaging eg. larger cans of paint means less cans delivered.
   Segregation of waste can reduce disposal costs for the separated waste and the elimination of disposal costs for recyclable materials

Label and colour code skips & waste containers

Hazardous	Colour: Orange
Inert	Colour: Grey
Metal	Colour: Blue
Mixed	Colour: Black
Packaging	Colour: Brown
Gypsum	Colour: White
Wood	Colour: Green
Compactor Only	Colour: Yellow

Specific action for this site that has been identified at this stage:

- Masonry resulting from small amount of demolition can be used for hardcore on site.
- Excavation for footings, retain topsoil.
- Will seek to use salvaged steel and roof tiles. BioRegional will be used to source these.
- Recycled /renewable natural insulation to be used in roofs.
- Over ordered materials can mostly be returned to suppliers or will be used on other/future sites.
- Windows and glazed doors to be disposed of through Freecycle.
- Conservatory can be sold on E-bay.
- Most internal doors are to be retained. Doors taken down will be reused in new openings.
- Any good grade timber and pallets to be sent collected by The Wood Store in Brighton.
- Most of existing side extension can be retained. Roof timbers and tiles can be reused on site. Roof felt can be used for protection of new works during building.
- Recycled DPM by Visqueen to be used.

SK 8 Dec 2007

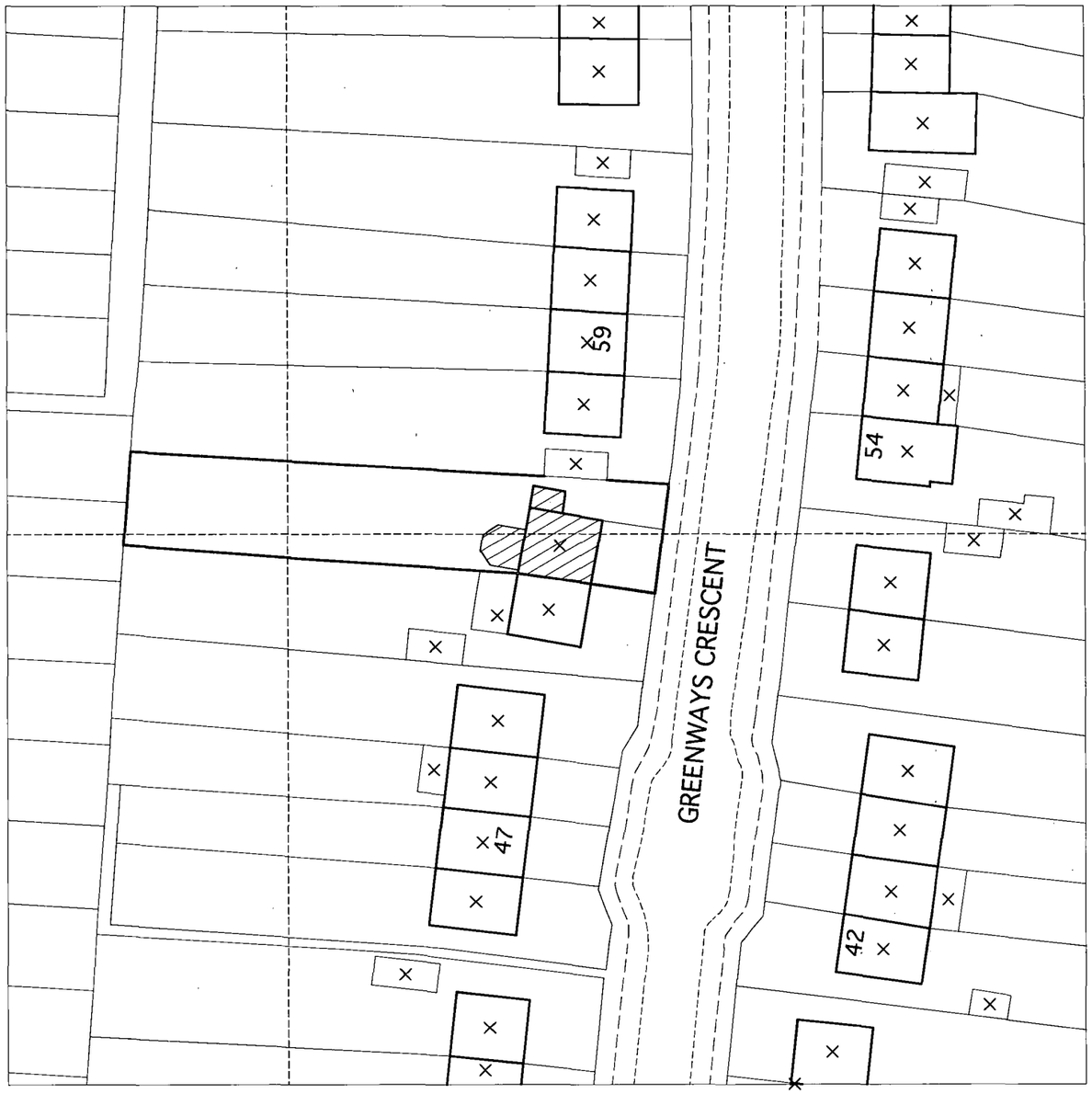

Block Plan
Scale 1:500

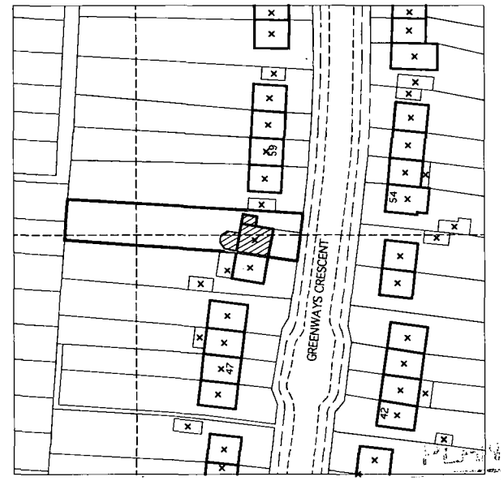

Site Plan
scale 1:1250

PLANNING
PLAN No. As0767107
DATE RECEIVED 10 DEC 2007

N

Revision Notes Date

eskay architects
62 Parkside
Shoreham-by-Sea
BN43 6HA
tel: 01273 441 591

project
55 Greenways Crescent
Shoreham-by-Sea

drawing
Location and Block Plan

ref	dwg no.	rev
BG	10	-

scale	size	date
as shown	A3	15 May 2007

status
Planning

Materials
- New external walls to be blockwork walls with rendered external insulation
- New pitch roof finish to match existing roof tiles
- New flat roof to be GRP finish in lead grey
- New and replacement windows to be aluminium powder coated white
- Porch roof and walls as for extensions.
- Dormer cheeks rendered timber, dormer roof GRP as for new flat roof
- Exisiting walls to have 50mm rendered insulation applied.

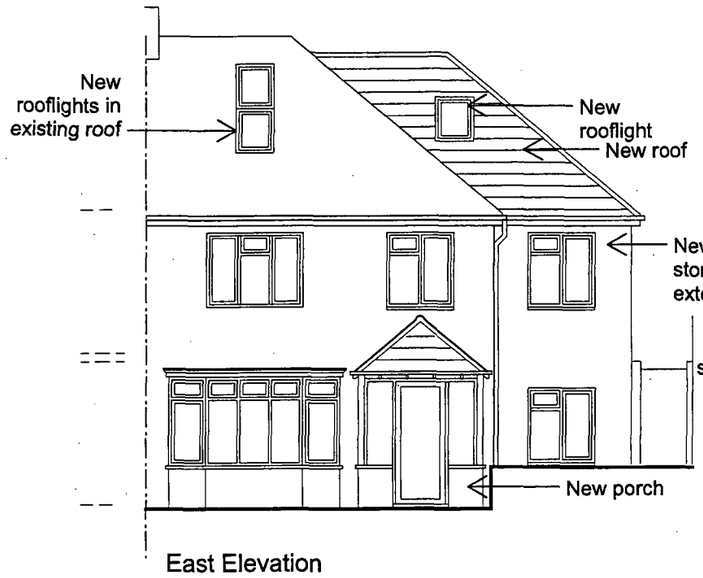

East Elevation

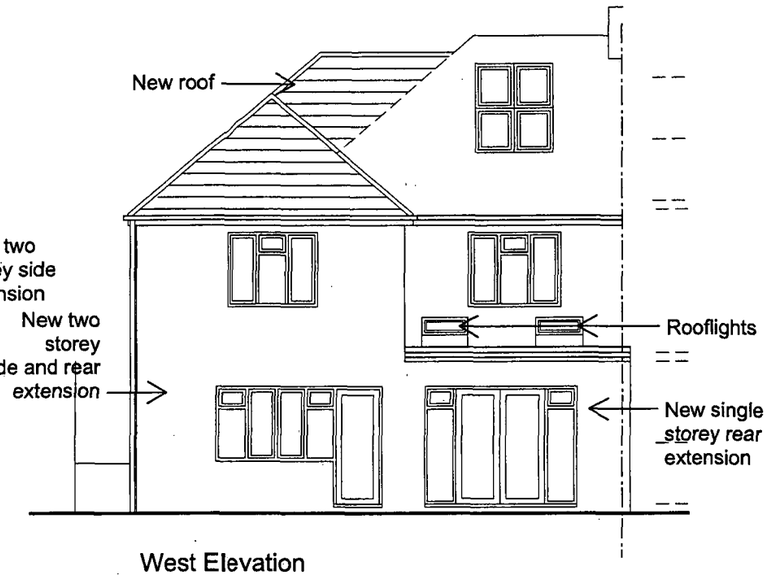

West Elevation

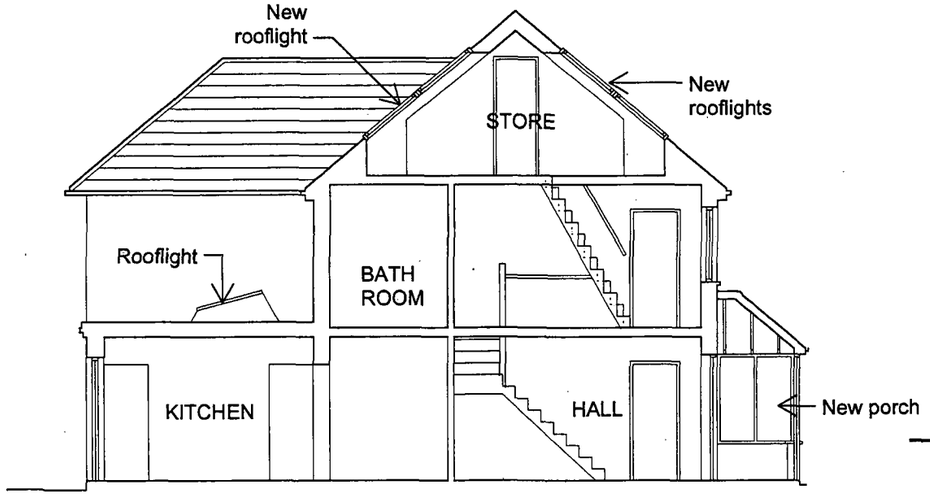

Section A-A

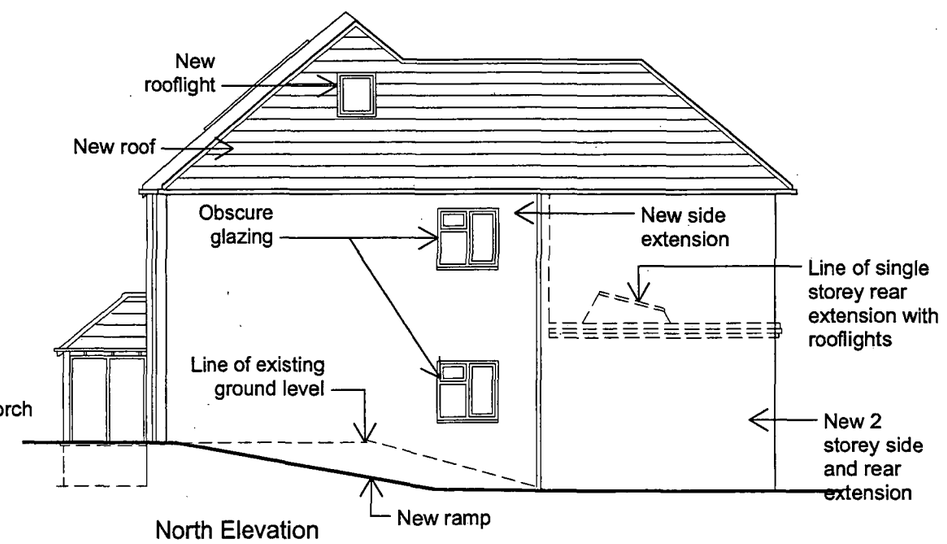

North Elevation

LAN No. Dxc07a7b7
DATE RECEIVED 10 DEC 2007

A Planning Sub 2 Dec 07
Revision Notes Date

eskay architects
62 Parkside
Shoreham-by-Sea
BN43 6HA
tel: 01273 441 591

project
55 Greenways Crescent
Shoreham-by-Sea

drawing
Proposed Elevations and Section

ref	dwg no.	rev
BG	03	A

scale	size	date
1:100	A3	June 2007

status
Planning

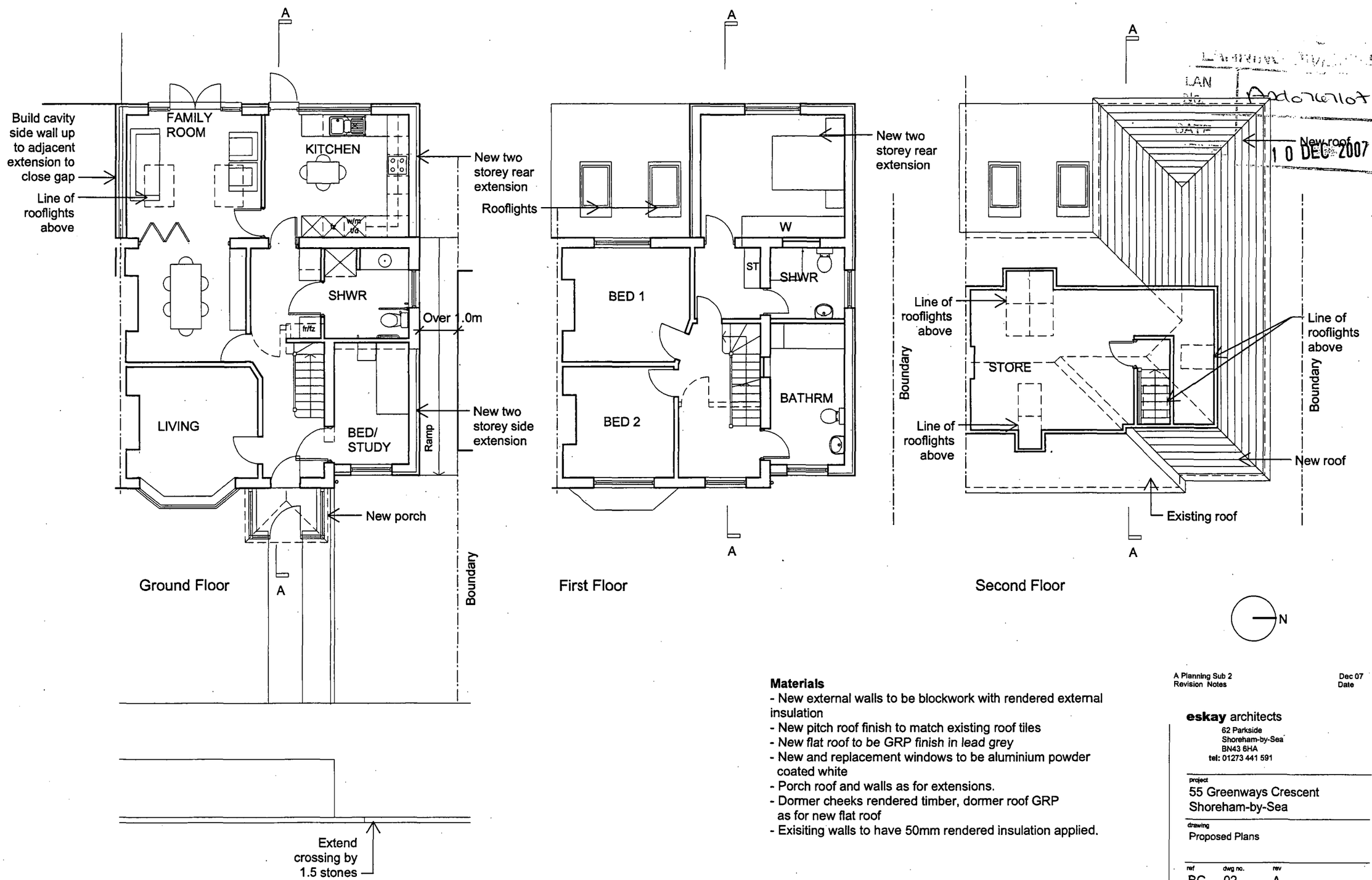

LAN
10 DEC 2007

Materials
- New external walls to be blockwork with rendered external insulation
- New pitch roof finish to match existing roof tiles
- New flat roof to be GRP finish in lead grey
- New and replacement windows to be aluminium powder coated white
- Porch roof and walls as for extensions.
- Dormer cheeks rendered timber, dormer roof GRP as for new flat roof
- Exisiting walls to have 50mm rendered insulation applied.

A Planning Sub 2 Dec 07
Revision Notes Date

eskay architects
62 Parkside
Shoreham-by-Sea
BN43 6HA
tel: 01273 441 591

project
55 Greenways Crescent
Shoreham-by-Sea

drawing
Proposed Plans

ref	dwg no.	rev
BG	02	A

scale	size	date
1:100	A3	May 2007

status
Planning

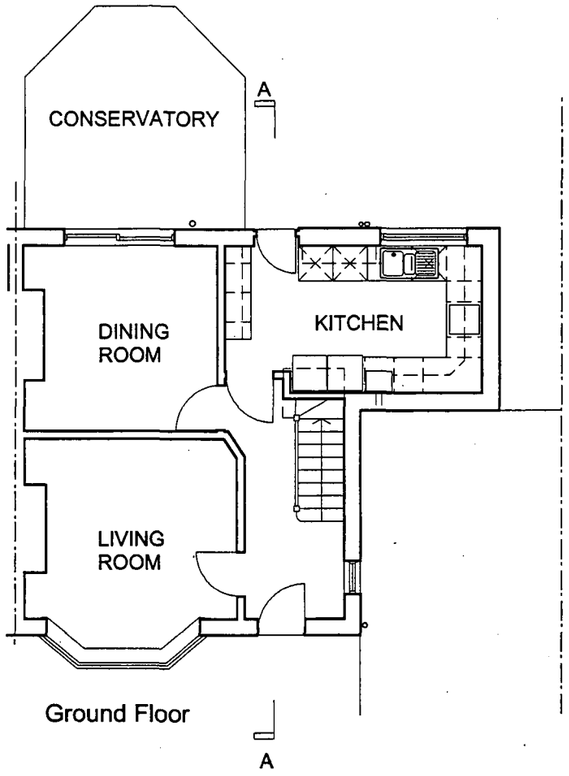

Ground Floor

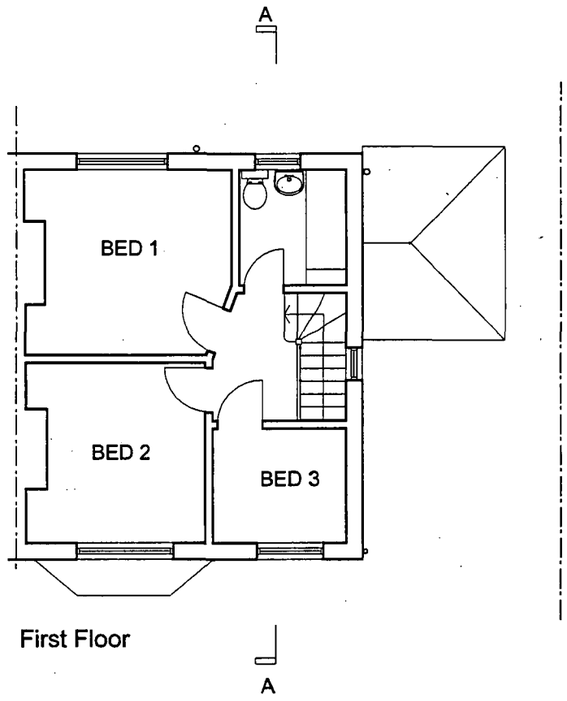

First Floor

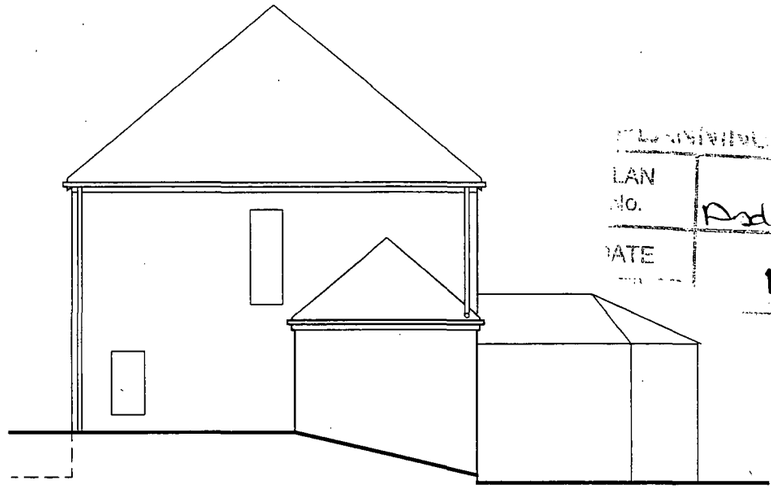

North Elevation

PLANNING DIVISION
PLAN No. Asd0767107
DATE 10 DEC 2007

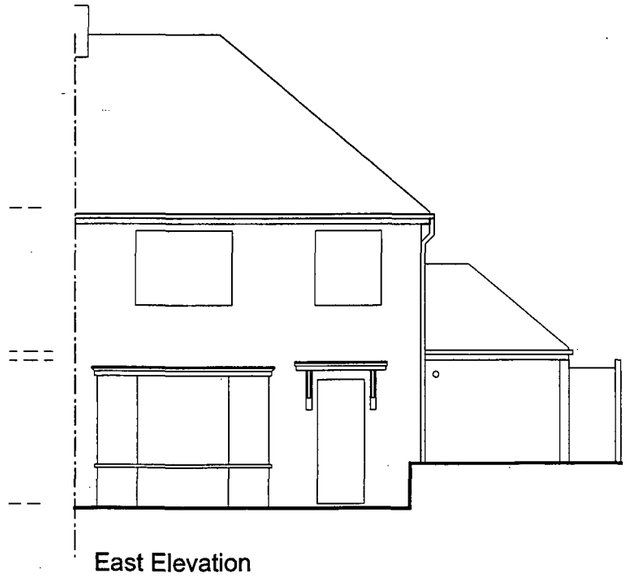

East Elevation

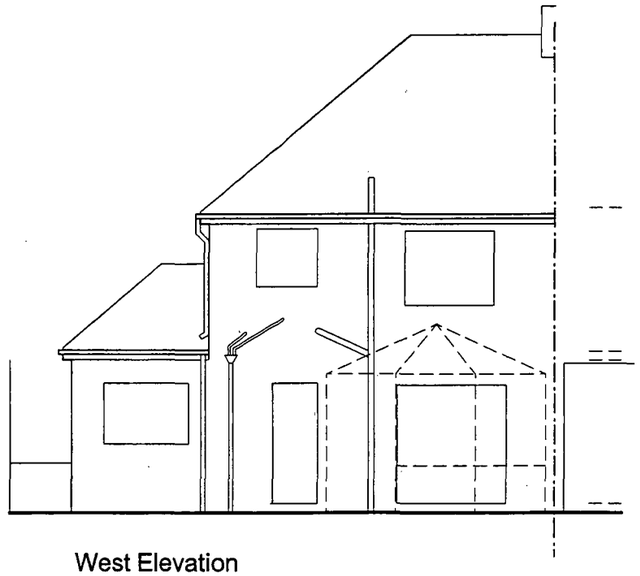

West Elevation

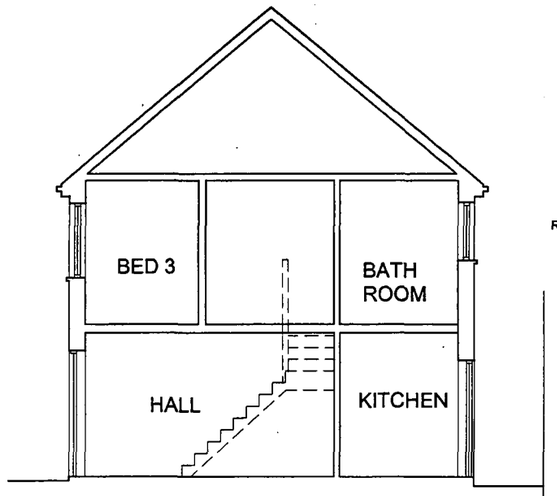

Section A-A

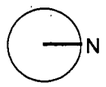

Revision Notes Date

eskay architects
62 Parkside
Shoreham-by-Sea
BN43 6HA
tel: 01273 441 591

project
55 Greenways Crescent
Shoreham-by-Sea

drawing
Existing

ref	dwg no.	rev
BG	01	-

scale	size	date
1:100	A3	15 May 2007

status
Planning