T.P. OFFICE COPY

BOROUGH OF WORTHING
DEPOSITED 15/2/08
TP REF NO.
WB/ 08/0073/pm

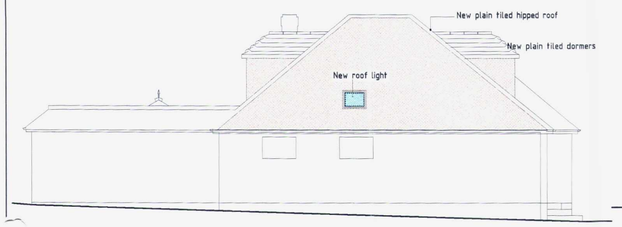

NORTH ELEVATION

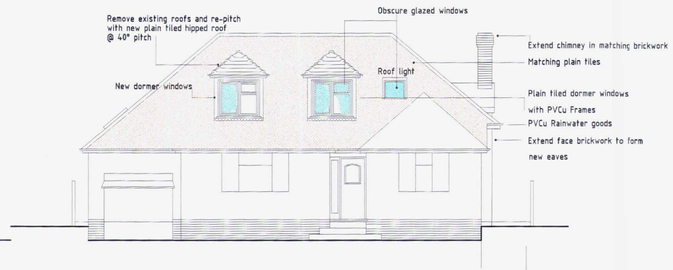

WEST ELEVATION

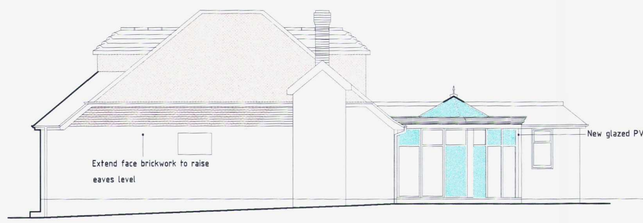

SOUTH ELEVATION



EAST ELEVATION

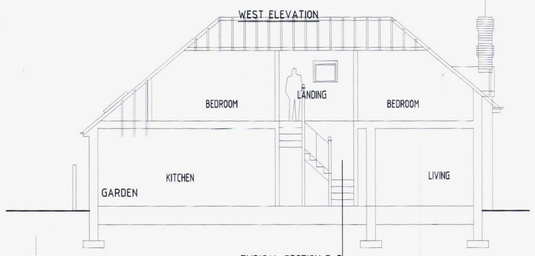

TYPICAL SECTION B-B

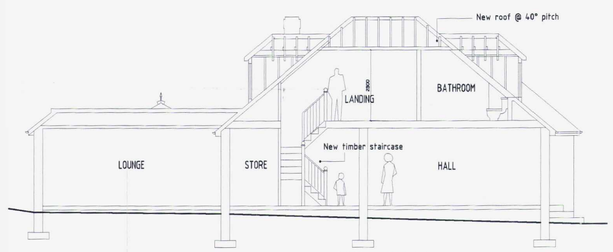

TYPICAL SECTION A-A

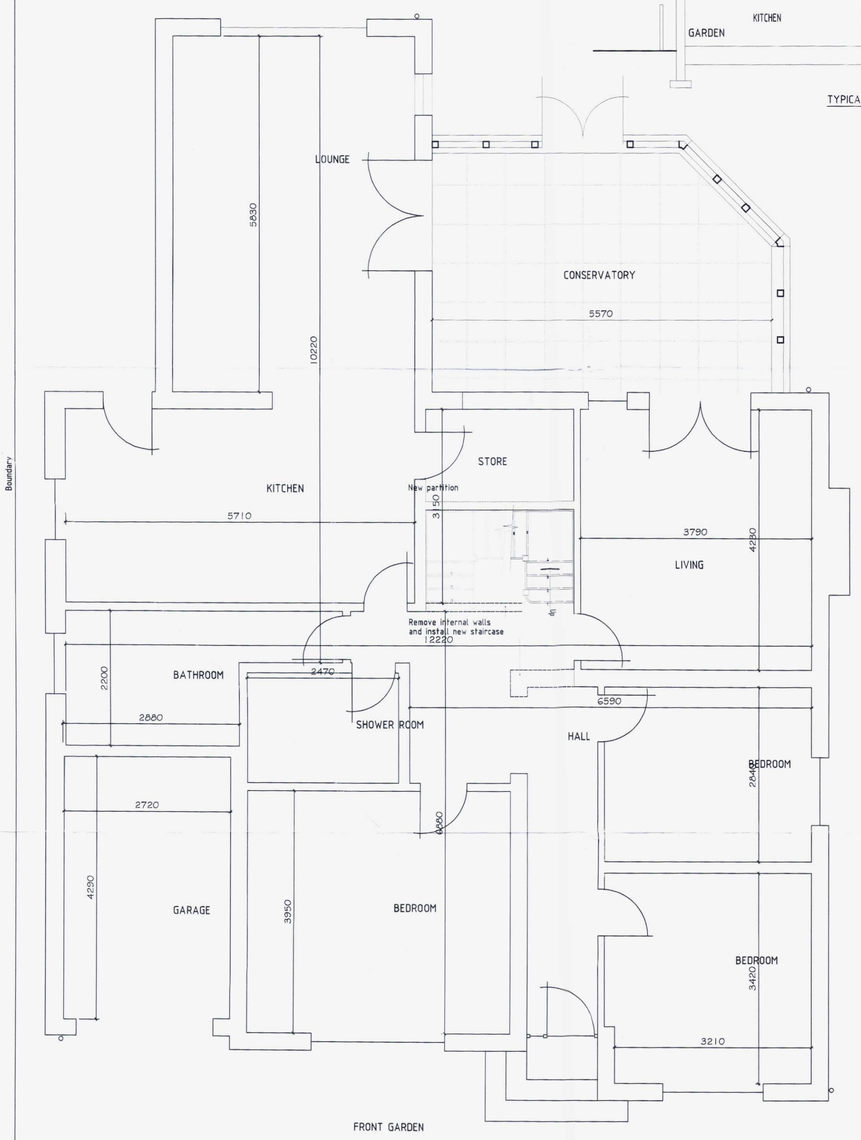

GROUND FLOOR PLAN

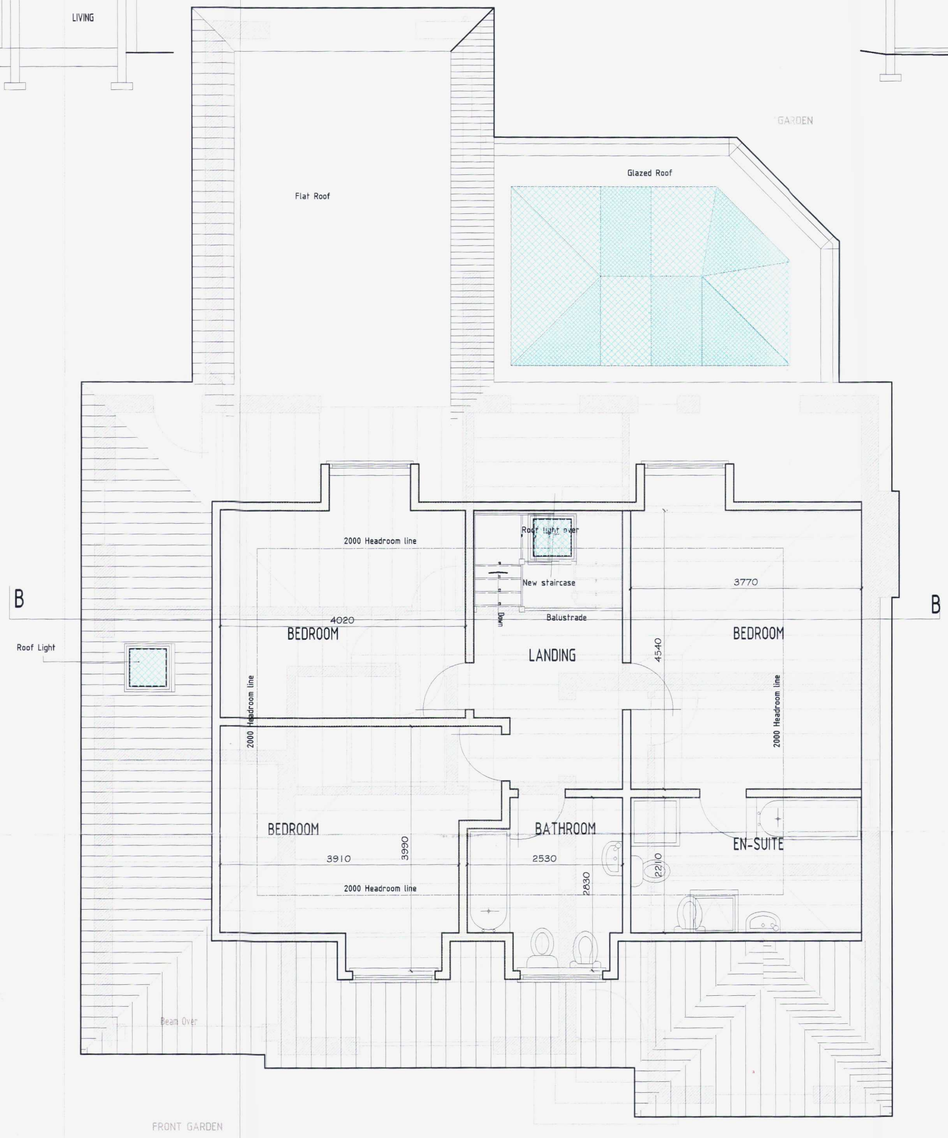

FIRST FLOOR PLAN

PROPOSED ROOF PLAN

1:100

GENERAL NOTES:
This drawing has been prepared for the purposes of Planning and Building Regulation consents only.
All measurements to be checked on site prior to commencement of works or fabrication of components.
Room sizes are indicative only and may vary subject to site conditions.
No part of the construction is to project beyond the boundary without the adjoining owners consent.
Any work carried out prior to obtaining the necessary Local Authority consents is entirely at the owners/builders own risk.
The property owner is reminded that he/she may have obligations under the Health and Safety Regulations, The Party Wall Act, and that there may legal covenants relevant to extending or altering the property.
MATERIALS COMPONENTS AND WORKMANSHIP.
Materials, components and workmanship to comply with all current British Standards and Codes of Practice.
Where structural steelwork is being used, the fabricator must check all dimensions and details prior to fabrication.
Where Roof trusses are being used the truss manufacturer must check all dimensions and details prior to fabrication.
All components to be installed in accordance with manufacturers instructions.

0 1.000 M Scale: 1:50 5.000 M

Plot Size A1

Rev	Date	Description
D	25 July 2008	Sections added
C	22 July 2008	Roof plan added
B	19 June 2008	Reduction in roof height, gable height, and dormer size
A	1 April 2008	Alterations to roof

WORTHING BOROUGH COUNCIL

REVISED PLANNING DRAWING

Job:
PROPOSED LOFT CONVERSION
4 MAYTREE AVENUE FINDON BN14 0HJ
FOR: MR. & MRS. H. LINTON

Title:
ELEVATIONS AND FLOOR PLANS

Date: Dec 2007
Scale: 1:100 1:50

Drg. No.
PP-00314805.002D