ONLY FIGURED DIMENSIONS TO BE USED FOR CONSTRUCTION PURPOSES. ALL DIMENSIONS ARE TO BE CHECKED ON SITE PRIOR TO INSTALLATION AND ANY DISCREPANCIES TO BE NOTIFIED TO THE ARCHITECT.
© This drawing is copyright and must not be reproduced without the written consent of the Architect.

REV	DATE	DESCRIPTION
A	19.01.24	Opaque panels added to 2nd floor South Elevation

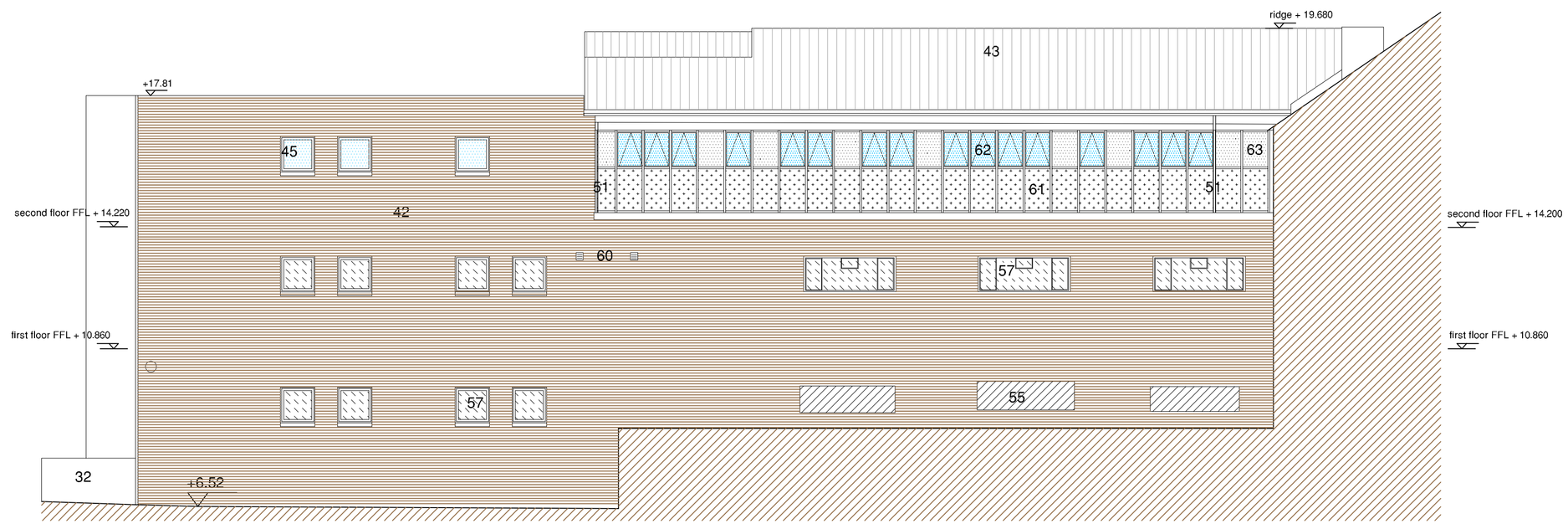

South Elevation as Proposed - Scale 1:100

31 Existing shop sign
32 Existing render
33 Existing shop window
34 Existing glass doors
35 Existing aluminium and glass doors
36 Existing timber door
37 Existing aluminium windows with clear glass
38 Existing aluminium windows with opaque glass
39 Existing slate roof tiles
40 Existing aluminium balustrade with clear glass panels
42 Existing brickwork
43 Existing aluminium corrugated roofing sheets
44 Existing stone coping retained and made good
45 Existing aluminium windows
46 Existing painted timber windows with opaque glass
47 Existing steel door
48 Existing aluminium doors with aluminium panels
49 Existing uPVC Soil Vent Pipe
50 Existing Cast Iron Rain Water Pipe
51 New uPVC Rain Water Pipe
53 Existing air duct
54 Existing fibre cement panels
55 Existing windows infilled with concrete blocks
56 Existing vents
57 Existing blocked up steel windows

60 uPVC extractor fan
61 PPC aluminium insulated panels
62 PPC aluminium windows with clear glass
63 Insulated panel faced with opaque glass
64 Hot dip galvanized steel refuse storage with louvred doors
65 Zinc roof and gutter
66 Wheelie bin for restaurant refuse
67 Covered cycle storage

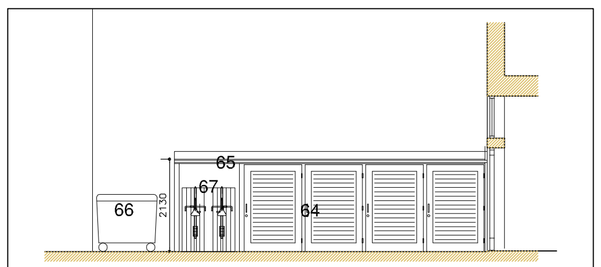

South Elevation (Part B) as Proposed - Scale 1:100

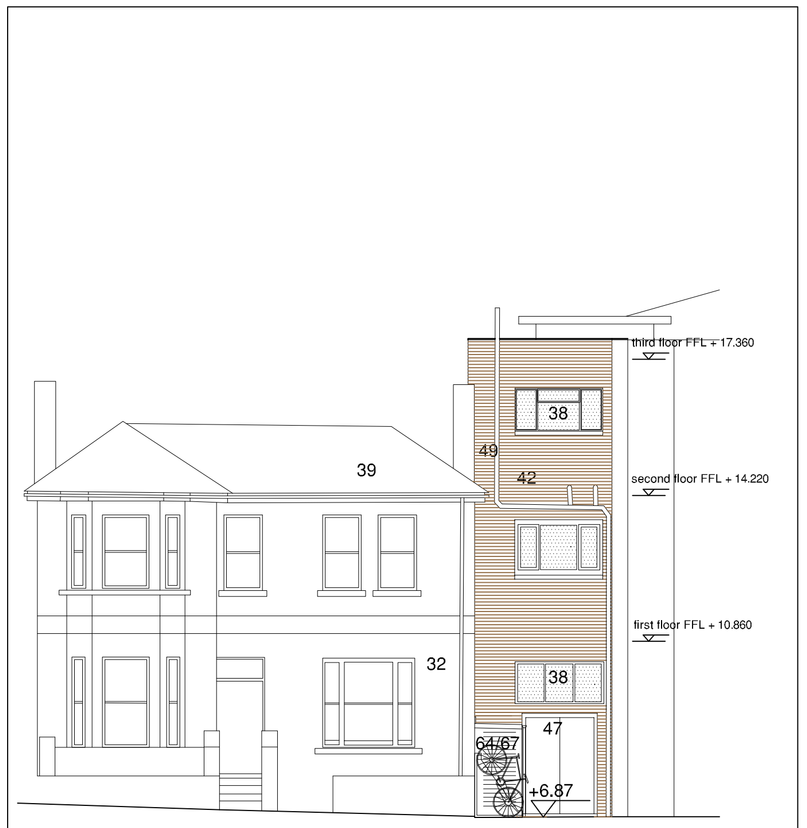

West Elevation (Part A) as Proposed - Scale 1:100

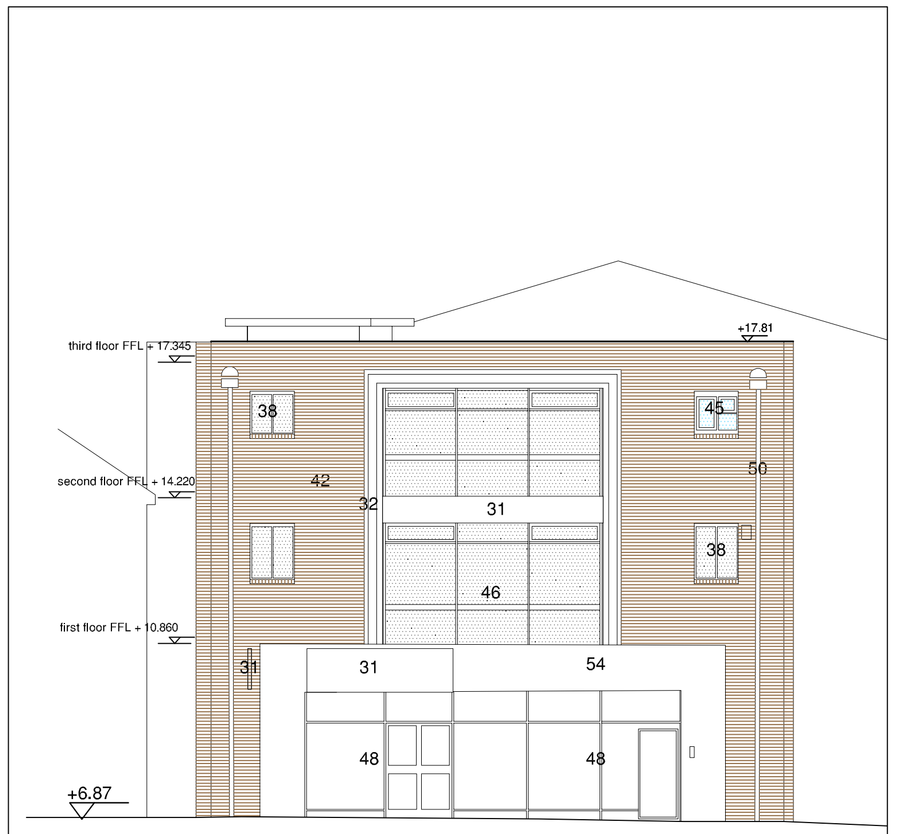

West Elevation (Part B) as Proposed - Scale 1:100

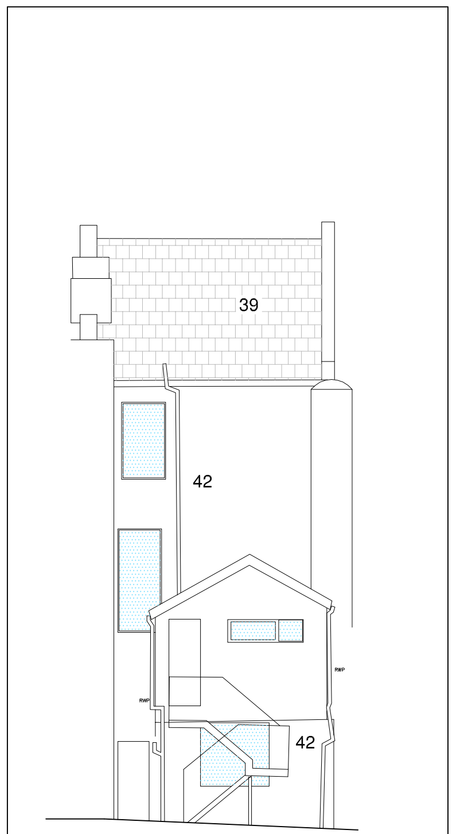

West Elevation (Part B) as Proposed - Scale 1:100

Scale Bar 1:100

0 1 2 3 4 5 10m

PLANNING

Conversion at China Palace

Elevations as Proposed - Sheet 2 of 2

saville jones | architects

DWG: \\DRAWINGS\PROFORMA\SJA_A1_SQ.DWG

date: Oct 23
scale: 1:100 @A1

23017	SK	13A