All work to comply with building regulations and planning consent.
Workmanship and materials to comply with British standards and code of practice.
Scaled dimensions are approximate, take exact dimensions from site.
This drawing was prepared for local authority approval and not as a working drawing.
LOCAL AUTHORITY MAY SCALE THE DRAWING
Any deviation from the drawing to be agreed with the local authority.
Any queries to be agreed prior to construction.
See separate details for Structural engineers calculations.

ADUR & WORTHING
PLANNING SERVICES
PLAN | AWDM/0209/19
DATE VALID | 25 FEB 2019



REAR ELEVATION (WEST) 1:50 AT A1

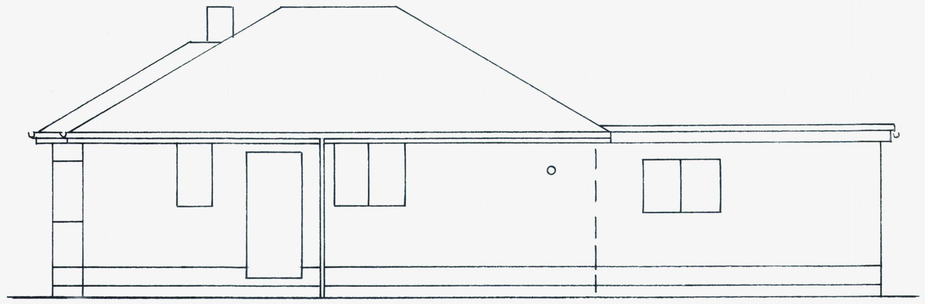

SIDE ELEVATION FROM 20 (NORTH) 1:50 AT A1

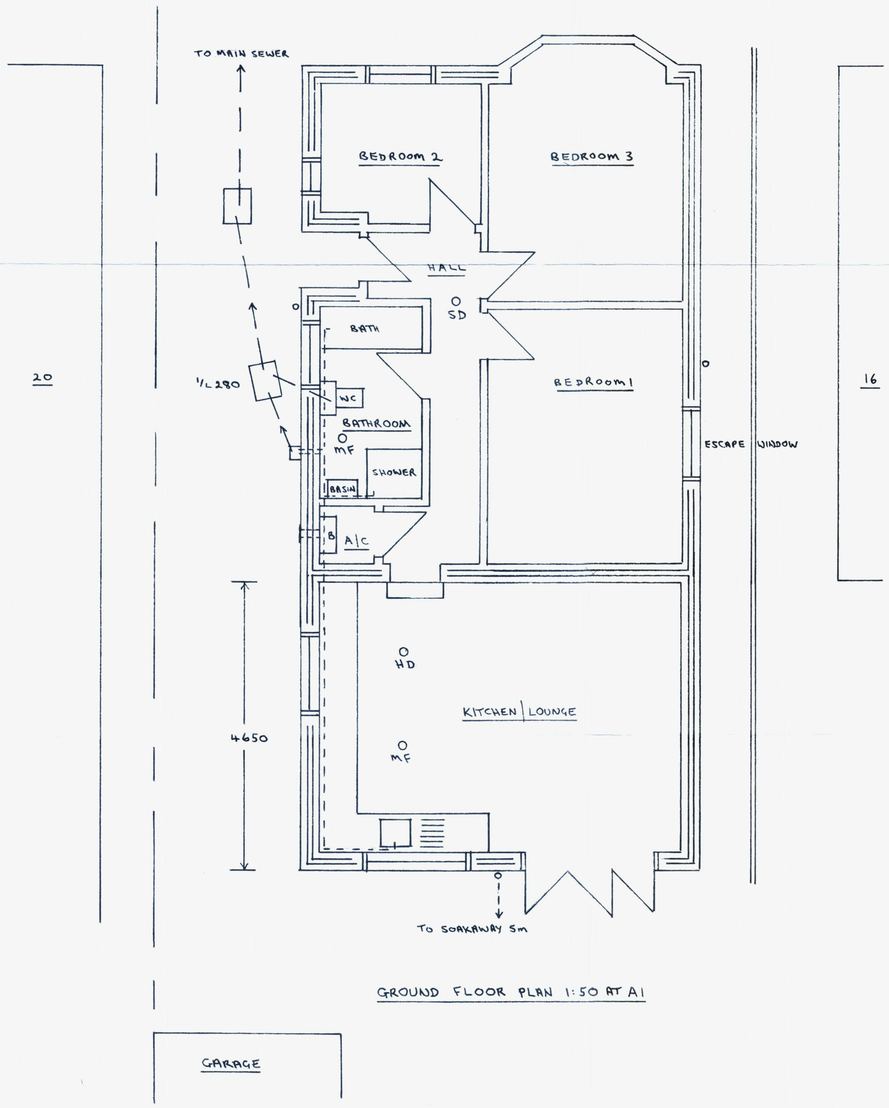

GROUND FLOOR PLAN 1:50 AT A1

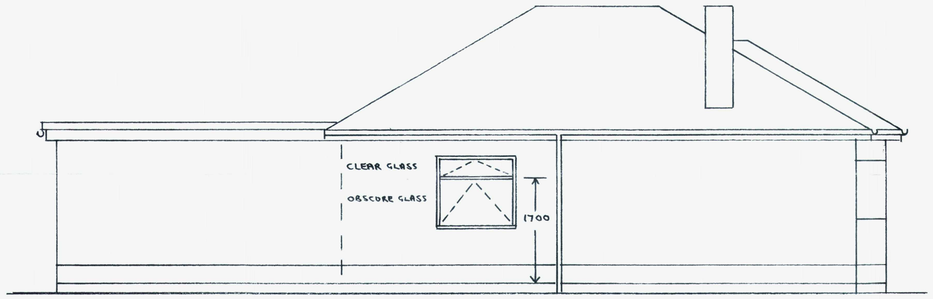

SIDE ELEVATION FROM 16 (SOUTH) 1:50 AT A1

0 1 2 4 6 8 10
1-50
1-100
0 1 2 3 4 5

Tony Standing Designs
Drawing for Domestic Extensions

Title	PROPOSED SINGLE STOREY REAR EXTENSION AT 18 LINKS ROAD, LANCING. BN15 9BY.				
Client	MR.T. BURTENSHAW.				
Drawn By: Date	TS JAN. 19	Drawing Revision	C930-2	Scale	AS SHOWN
Mr A J G Standing 4 Coombe Road, Steyning BN44 3LF	Phone: 01903 814151 / 07595 277995				

Sheet Size A1