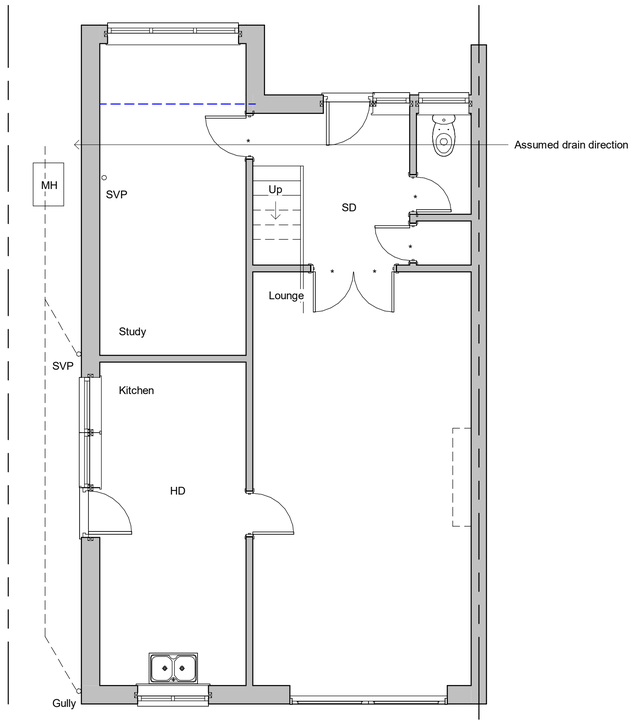

Ground Floor

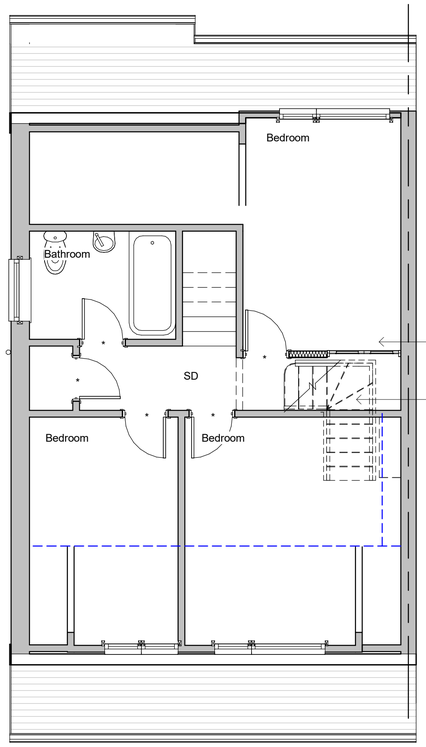

First Floor

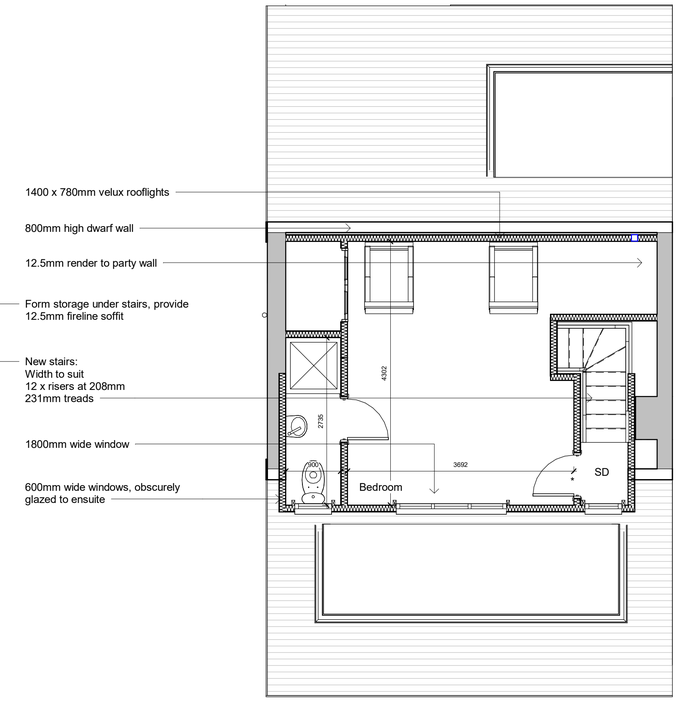

Second Floor



Front Elevation

East

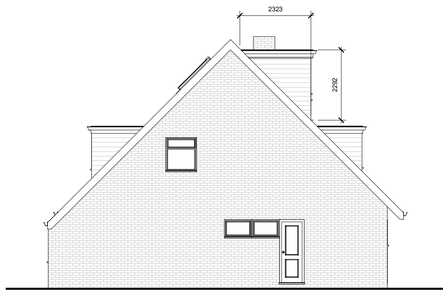

Side Elevation

North

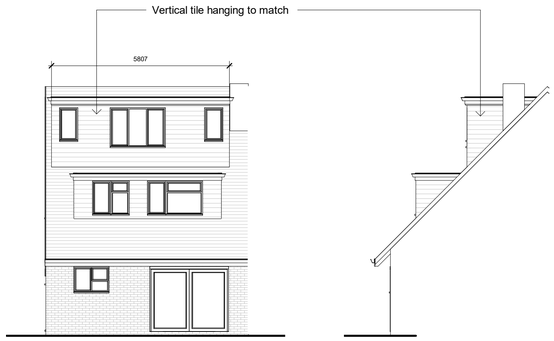

Rear Elevation

West

Side Elevation

South

Revisions

0.5 0 0.5 1 1.5 2 2.5
SCALE 1: 50 m

1 0 1 2 3 4 5
SCALE 1: 100 m

5 0 5 10 15 20 25
SCALE 1: 500 m

10 0 10 20 30 40 50
SCALE 1: 1250 m

Cubic content calculation

Rear dormer:

5.807 x 2.323 x 2.292 / 2 = 15.45m3

Therefore complies as under 50m3 including existing dormers

Materials

Drawing Number	2025/118	Sheet	2 of 2
Size	A1	Scale	1:50, 1:100, 1:500, 1:1250

Project

Proposed details
July 2025

Job Title

29 Adur Avenue
Durrington
West Sussex
BN13 3LE

Do Not scale from this drawing except for planning as photocopies will be subject to distortion
Drawings to be read in conjunction with all other Designers and structural engineers contract drawings and specifications: Any discrepancies must be brought to the attention of the Designer immediatialy.
The contractor must verify all dimensions by site measurement before ordering materials or manufacturing components
Substitute materials and products to those named will be acceptable if proven to be of equal or higher performance and not in conflict with other elements

M.J.Humphrey Ltd

RICS cabe chartered association of building engineers

Mel Humphrey MRICS
9 Aldsworth Avenue
Goring By Sea
West Sussex
BN12 4XQ

Mel@mjhumphrey.co.uk
07701055182

Adam Humphrey MCIOB
21 Pendine Avenue
Worthing
West Sussex
BN11 2NA

Adam@mjhumphrey.co.uk
07812419142