0 3M

Scale bar 1:100

CONSTRUCTION & SURVEYING LTD

BUILDING CONSULTANCY
STRUCTURAL ENGINEERING AND PARTY WALL MATTERS

EMAIL: Info@Casltd.org.
Web WWW.Casltd.org.
Mob: 07885 606 967 Office: 01342 477 577

Client:	Mr. S. Brooks & Ms. S. Pankhurst	
Project	8 Tower Road, Lancing, BN 15 9HT	
Scale		Drawing No.
Scaling for planners use only	1:100 On A3	03/02/22 786 05C

Proposed Plans.
Planning permission for rendered walls, larger ground floor extension and loft gable window
Print in colour.

Revised in line with validation officers requirements
- external insulation adapted

Larger rear extension to existing to end of terrace house.
Existing rear extension enlarged width ways.
2.268M Wide x 3.920M Deep x 3.342M High.
Eaves 2.385M
Walls- face brick to match existing
Roof- pitched tiles to match existing
Roof- Flat central section flat roof
Roof lights- re-use existing
Doors- Rear Bifold- new with frame to match in size, style and texture of existing.

EWI installation- walls front and left hand EWI and render.

Loft Window - Diameter 600 bullseye-non openable

Part hip to gable, rear dormer,
Porch, side of main roof - rooflight
are all part of a separate
permitted development application.
Only shown to clarify the planning proposal.

Note: Part hip to gable conversion is due to existing solar panels which can not be re-positioned.

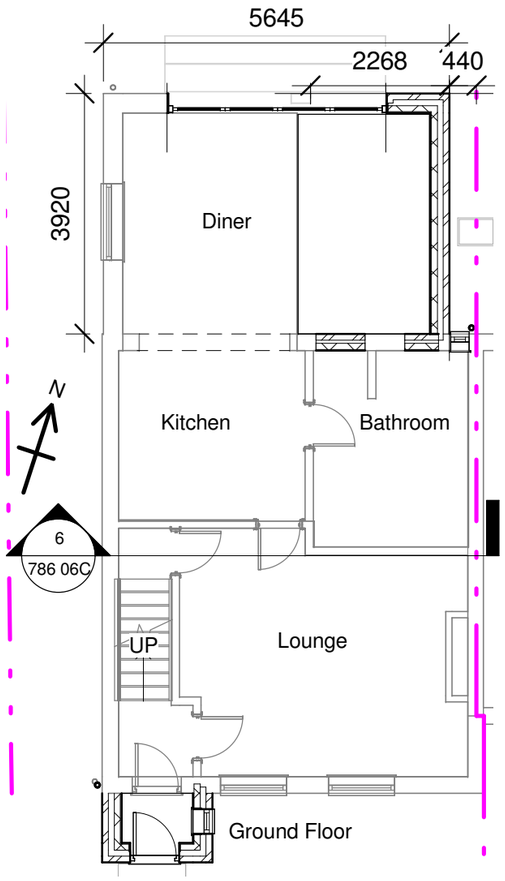

Ground Floor

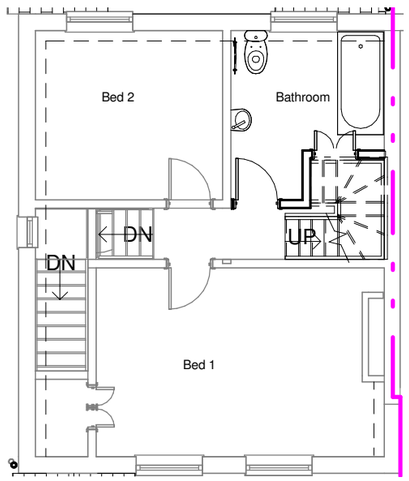

First floor

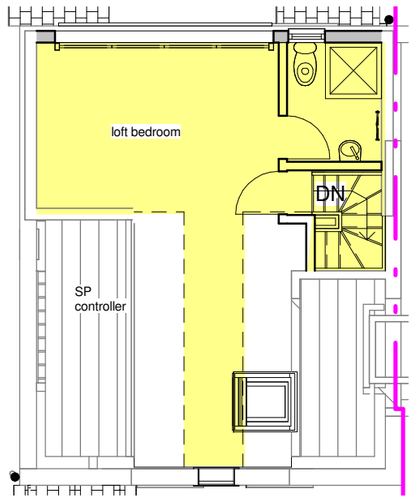

Loft Floor

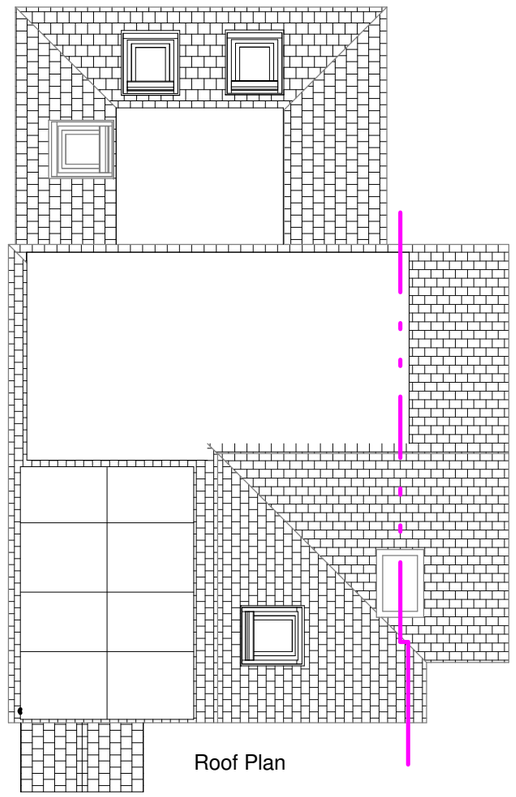

Roof Plan