

South Facing (Front) Elevation

1m 2m 3m 4m 5m 6m 7m 8m 9m 10m
1:100 Scale Bar

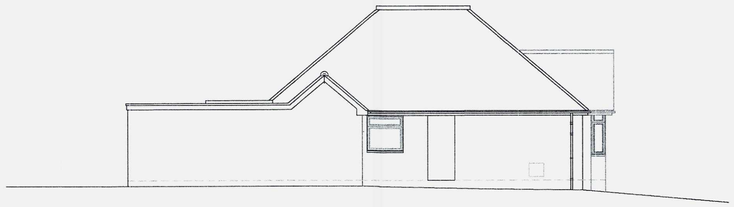

West Facing (Side) Elevation

1m 2m 3m 4m 5m 6m 7m 8m 9m 10m
1:100 Scale Bar

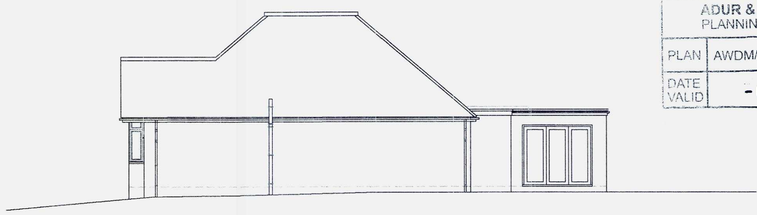

East Facing (Side) Elevation

1m 2m 3m 4m 5m 6m 7m 8m 9m 10m
1:100 Scale Bar

ADUR & WORTHING
PLANNING SERVICES
PLAN | AWDM/0013/14
DATE VALID | - 6 JAN 2014



North Facing (Rear) Elevation

1m 2m 3m 4m 5m 6m 7m 8m 9m 10m
1:100 Scale Bar

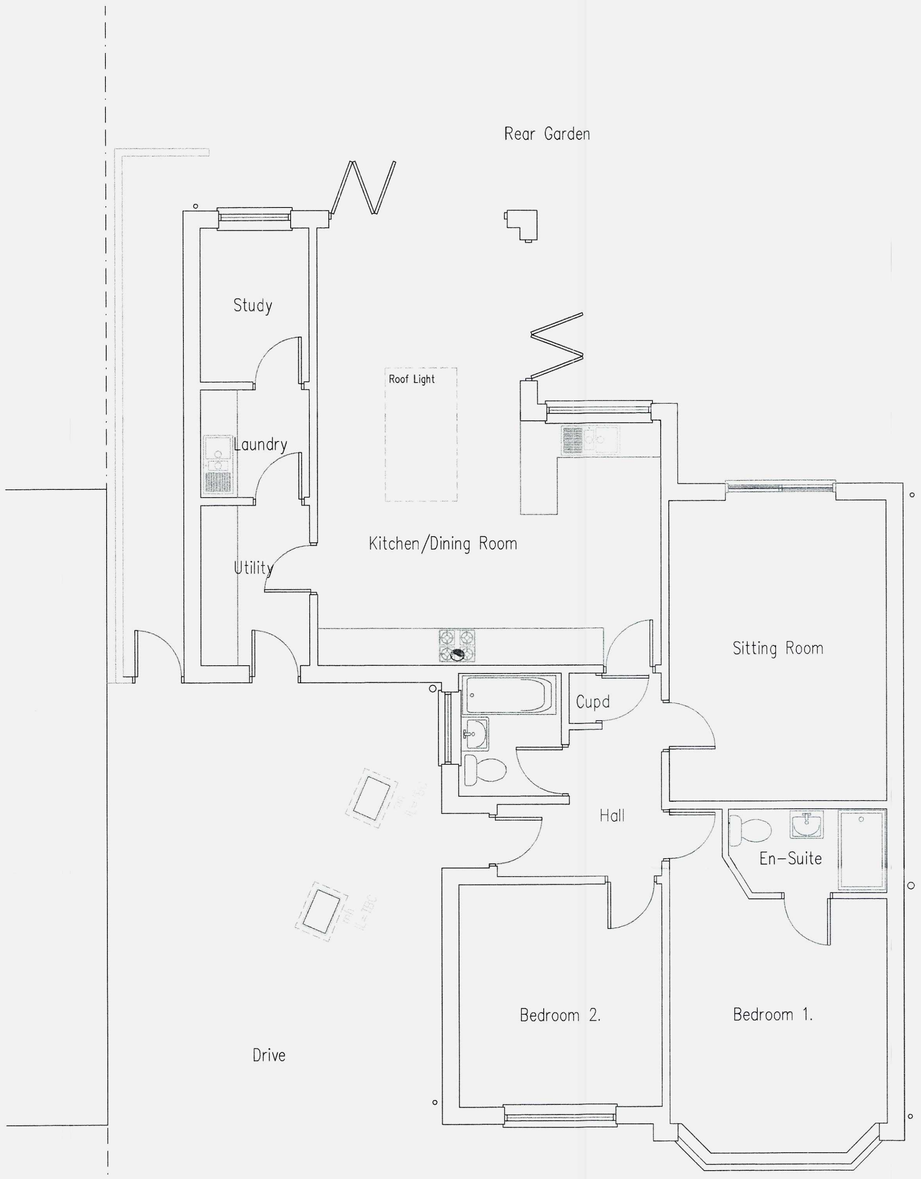

Ground Floor Plan

1m 2m 3m 4m 5m 6m 7m 8m 9m 10m
1:50 Scale Bar

DO NOT SCALE FROM THIS DRAWING EXCEPT FOR PLANNING
AS PHOTOCOPIES WILL BE SUBJECT TO DISTORTION
DRAWINGS TO BE READ IN CONJUCTION WITH ALL OTHER
ARCHITECT'S & STRUCTURAL ENGINEER'S CONTRACT
DRAWINGS & SPECIFICATIONS.
ANY DISCREPANCIES MUST BE BROUGHT TO THE
ATTENTION OF THE ARCHITECT IMMEDIATELY.
THE CONTRACTOR MUST VERIFY ALL DIMENSIONS BY SITE
MEASUREMENT BEFORE ORDERING MATERIALS OR
MANUFACTURING COMPONENTS.
SUBSTITUTE MATERIALS & PRODUCTS TO THOSE
NAMED WILL BE ACCEPTABLE IF PROVEN TO BE OF EQUAL
OR HIGHER PERFORMANCE AND NOT IN CONFLICT
WITH OTHER ELEMENTS.

Project:
Proposed Extensions
At:
35 The Avenue
Shoreham By Sea
West Sussex

Drawing title:
Plans & Elevations As Existing

Client:
James Lockyer

© Copyright of:
Architectural & Planning Services
15 West Street
Shoreham By Sea
West Sussex
BN43 5WF
BJW
01273 441009
07856899101
e-mail: bernw@bjwarchitectural.co.uk
website: bjwarchitectural.co.uk

Scale:	Paper size
1:100 1:50	A1
Date: 23.4.2013	Drawn: BJW
Drg. No. 01	Rev'n

Note: All dimensions in brackets are in mm