40 SPACE BESPOKE AMAZON SHELTER:

1. 80 X 3 SHS BOLTED STRUCTURE, WITH 50 X 2.5 SHS HORIZONTALS HOT DIPPED GALVANISED TO BS EN ISO 1461: 2022, PPC TO RAL 8029
2. 70 X 3 SHS INSERTS WITH WELDED BASEPLATES FOR MINOR LEVEL CORRECTION ON SITE.
3. SHEET METAL ROOF
4. STEEL FASCIA TO PROVIDE NEAT ROOF SURROUND - PPC TO RAL 8029
5. DRIP FASCIA - PPC TO RAL 8029
6. PREMIUM THERMOPINE **(OPTIONAL EXTRA)** TIMBER CLADDING ON SIDE ELEVATIONS AND TWO PANELS ON FRONT AND REAR.
7. FIXED TO STRUCTURE USING 50 X 50 SOFTWOOD BATTENS
8. 4 No. TINTED 10mm TINTED GLASS PANELS ON FRONT AND REAR ELEVATIONS - FIXED TO STRUCTURE USING GLASS CLAMPS
9. 1 No. 2mm FOLDED STEEL CLADDING ON REAR PANEL
10. 1 No. SWING GATE - ACCESS CONTROL PROVIDED BY OTHERS
11. GATE CLAD IN 2mm FOLDED STEEL PPC TO RAL 8029
12. 6 No. LED BATTENS - IP65 RATED
13. 40 No. TWO TIER RACKS W/ SHEFFIELD LOWERS TO SUIT 40No. BICYCLES

PROFESSIONAL INSTALLATION SERVICE:

1. GROUND TYPE UNCONFIRMED - BSC WILL ASSUME RC SLAB UNLESS ADVISED OTHERWISE BY CLIENT
2. ASSUMES LEVEL FOUNDATIONS OVER ENTIRE LENGTH & DEPTH OF SLAB - SMALL CHANGES IN HEIGHT CAN BE ACCOMMODATED WITH PRIOR NOTICE, DISCUSS WITH BSC PRIOR TO MANUFACTURE
3. ASSUMES FORKLIFT OFFLOAD OF MATERIALS BY OTHERS
4. ASSUMES PRESENCE OF SITE ISSUE PALLET TRUCKS TO DISTRIBUTE MATERIALS FROM POINT OF OFFLOAD
5. ASSUMES CLEAR AREAS TO WORK
6. ASSUMES GOOD ACCESS AROUND ALL SIDES OF STRUCTURE
7. ASSUMES AVAILABILITY OF 240V/110V POWER SUPPLY WITHIN 20M OF AREA FOR INSTALLATION
8. ASSUMES ACCEPTANCE OF FULL SIZED ARTICULATED VEHICLE
9. ASSUMES SINGLE HIT DELIVERY AND INSTALLATION
10. ASSUMES MATERIALS CAN BE ACCEPTED 1 DAY PRIOR TO INSTALLATION
11. CAT SCAN IS ASSUMED TO HAVE BEEN CARRIED OUT BY OTHERS AND THE CLIENT SATISFIED THAT THERE ARE NO SERVICES WITHIN 375MM OF FFL
12. ASSUMES ALL WASTE CAN BE DISPOSED OF ON SITE USING SITE SKIPS/WASTE DISPOSAL SYSTEMS
13. PLEASE CONTACT US TO CONFIRM ANY DISCREPANCIES TO THE ABOVE CONDITIONS

PLAN VIEW

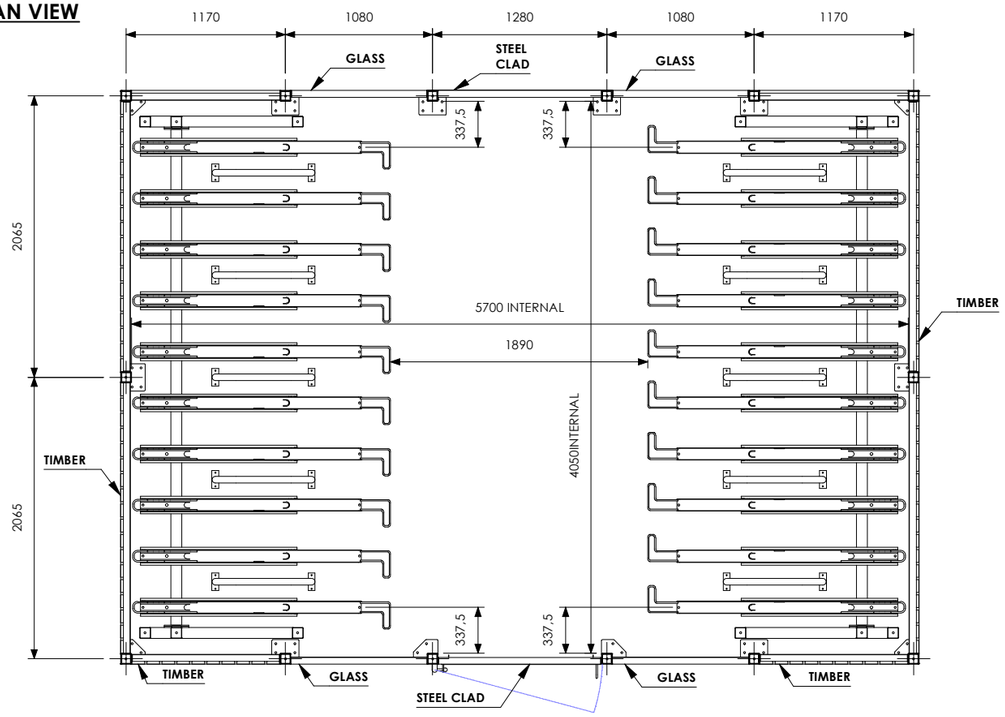

FRONT VIEW

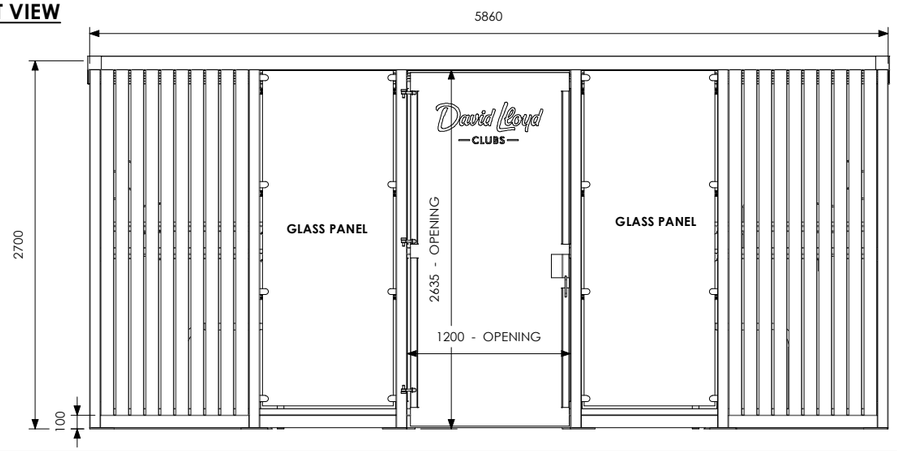



PPC RAL 8029
FRAME, FASCIA, CLAD & FEET

GALVANISED
ROOF AND RACKS

PREMIUM THERMOPINE
(OPTIONAL EXTRA)

ACCESS CONTROL
PROVIDED BY OTHERS

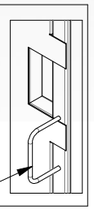

SIDE VIEW - (NO CLAD SHOWN)

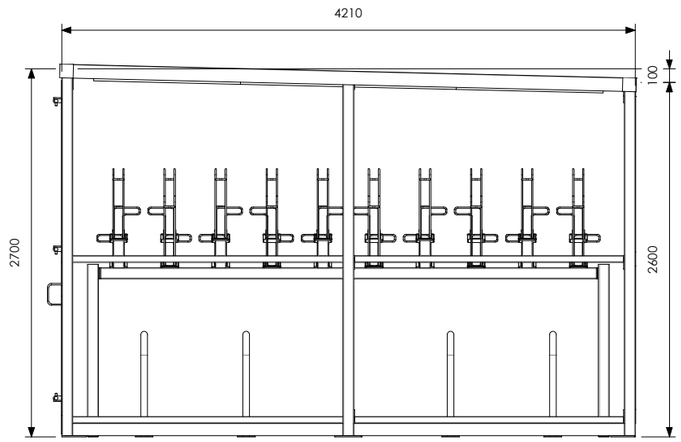

CONSTRUCTION DETAILS

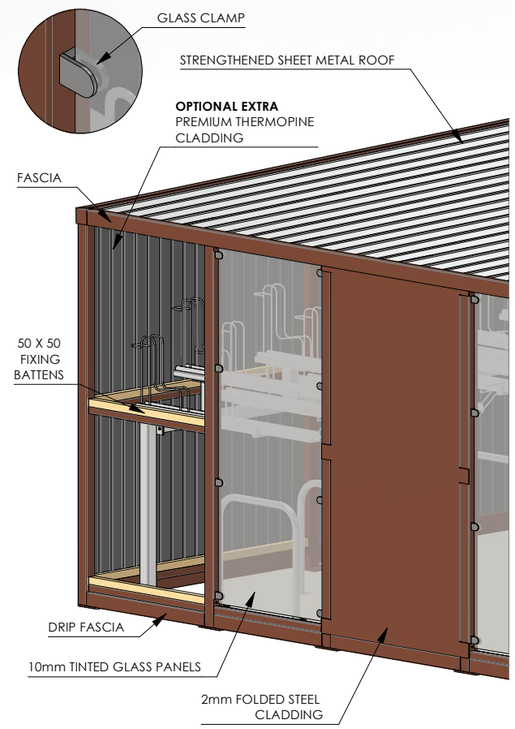

NOTES

TOLERANCES
- LINEAR TOLERANCES ± 0.25MM
- ANGULAR TOLERANCES ± 0.5°

ALL DIMENSIONS IN MM UNLESS STATED

THIS DRAWING IS CONFIDENTIAL AND IS THE PROPERTY OF THE BIKE STORAGE COMPANY IT MUST NOT BE COPIED OR DISCLOSED TO A THIRD PARTY WITHOUT PERMISSION.

THE BIKE STORAGE COMPANY
0800 246 1723
THE BIKE STORAGE COMPANY, MARINA STUDIOS, HARBOUR YARD, LONDON, SW10 0XD
HELLO@THEBIKESTORAGECOMPANY.CO.UK

CREATED BY	CREATION DATE	REVISION	TITLE	SCALE
J.Pillar	02/07/2025	02	TBSC_Q017348-3_DLLOYD_40SP_AMZN_01	1 : 45
			PROJECT: Worthing	SHEET: 1
			CLIENT: David Lloyd	STATUS: Approval / SHEET SIZE: A3

THIRD ANGLE PROJECTION