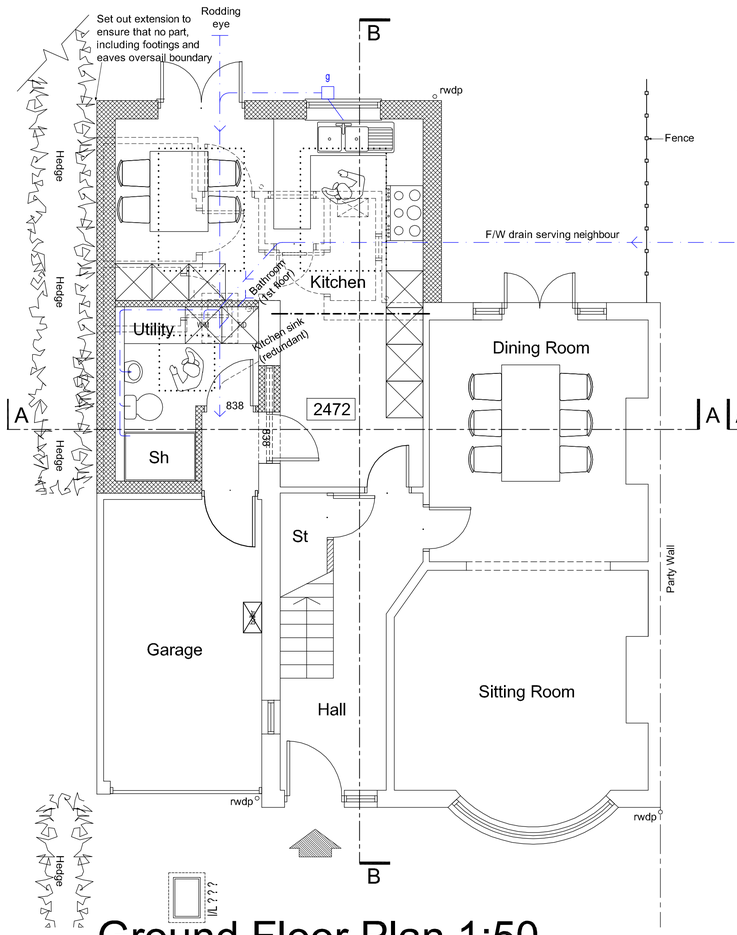

Ground Floor Plan 1:50

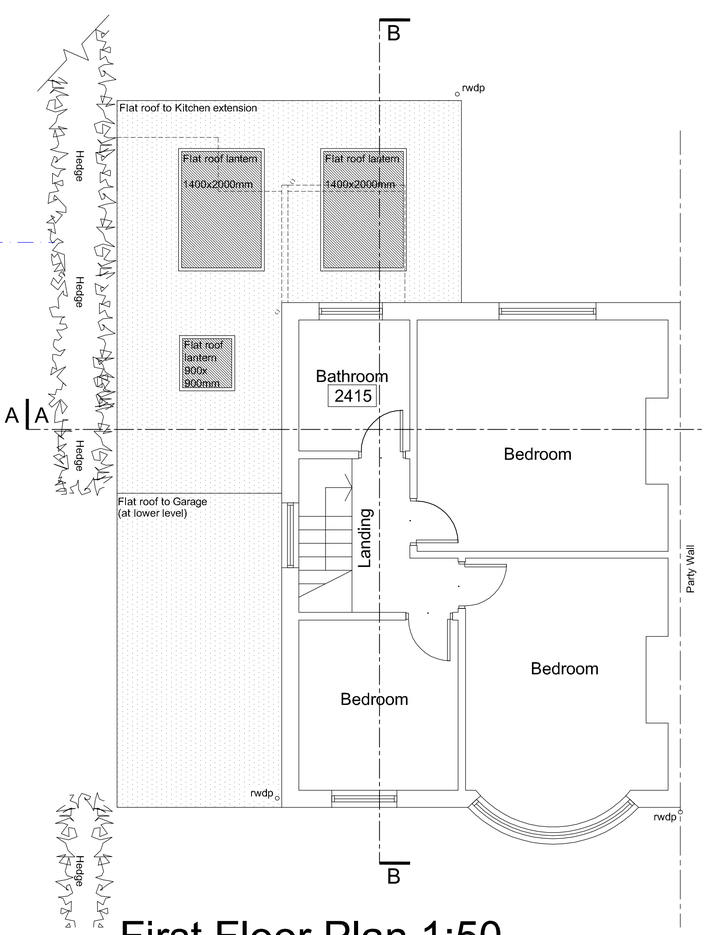

First Floor Plan 1:50



Roof Plan 1:50

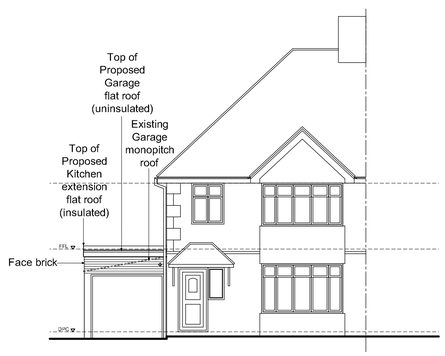

Front Elevation 1:100

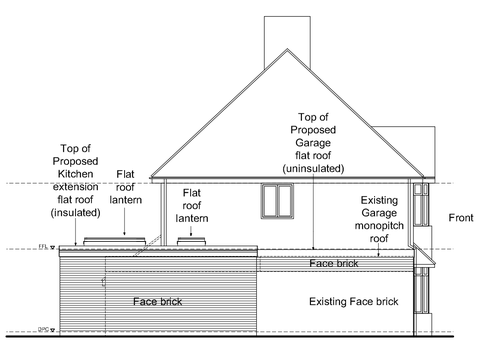

Side Elevation 1:100

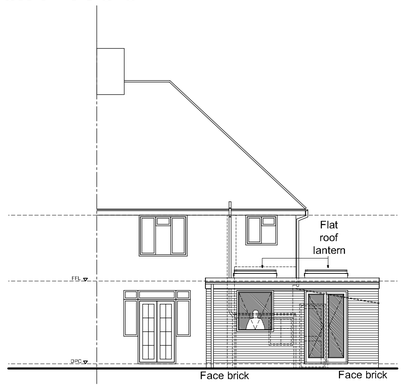

Rear Elevation 1:100

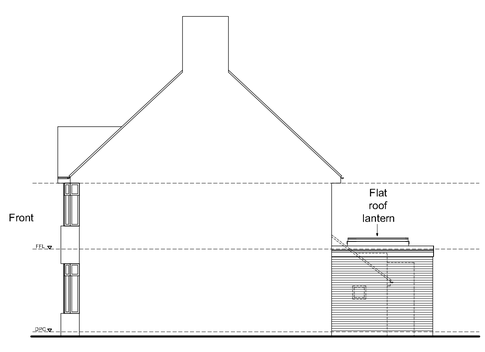

Side Elevation 1:100

About Party Wall

INDICATIVE STEEL LOCATIONS

ITEMS SHOWN DASHED TO BE REMOVED

Roof light/Roof lantern over

2620 Floor to ceiling spot heights

NOTE:
The contractor is to check all site dimensions and levels before work starts. Report any discrepancies.

This drawing must be read with and checked against all structural and other specialist drawings, specifications and bills of quantities. Report any discrepancies.

The contractor is to comply with all current British Standards and Building Regulations whether or not specifically stated on these drawings.

Materials:

Roof:
Felt flat roof

Walls:
Face brick to match existing

Fascia and soffit:
To match existing

Windows and doors:
Feature powder coated Aluminium

1m 2m 3m 4m 5m
1:100 Scale Bar
1m 2m 3m 4m 5m
1:50 Scale Bar

PROPOSED WALLS ON PLAN

FOR PLANNING STAGE ONLY

Rev.	Date	Description	By
-	-	-	-

Client
Mr Thomas

Project
Alterations To:
18 Church Lane
Southwick

Drawing Title
Plans & Elevations as Proposed

Copyright (c) 2020 of:
Sussex Architectural Services
Wicket View
Cuckfield Lane
Warninglid
West Sussex
Tel:(01444) 461355
Email: info@sussexarchitecturalservices.co.uk

Scale	1:100, 1:50 @ A1	Drawing Number
Date	April 2020	20-104-02
Drawn	_	