NOTES:
This drawing to be read in conjunction with separate specification document.
Structural sizes to be confirmed by Structural Engineer.

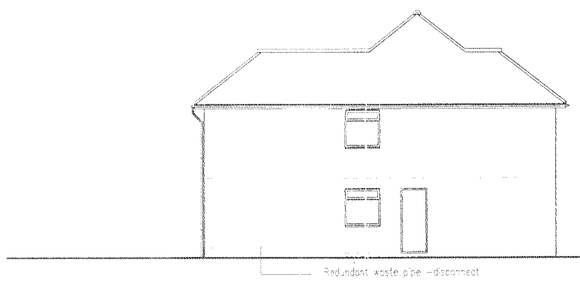

West Elevation



North Elevation

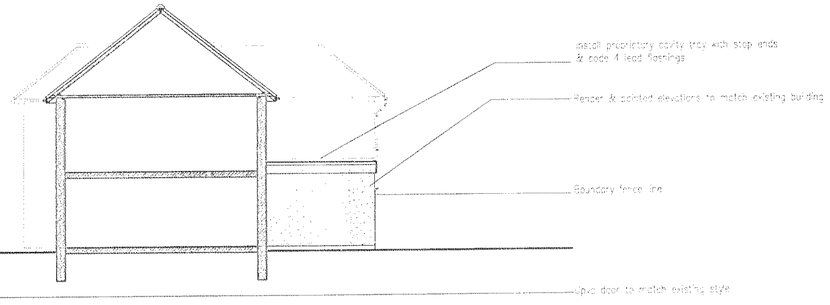

East Elevation

Protect FW pipe through new extension with 100x65mm concrete plank lintels
For added FW drain protection – slab to be reinforced with A142 light mesh with 50mm cover

Existing manhole (now internally to be fitted with double sealed & screwed cover

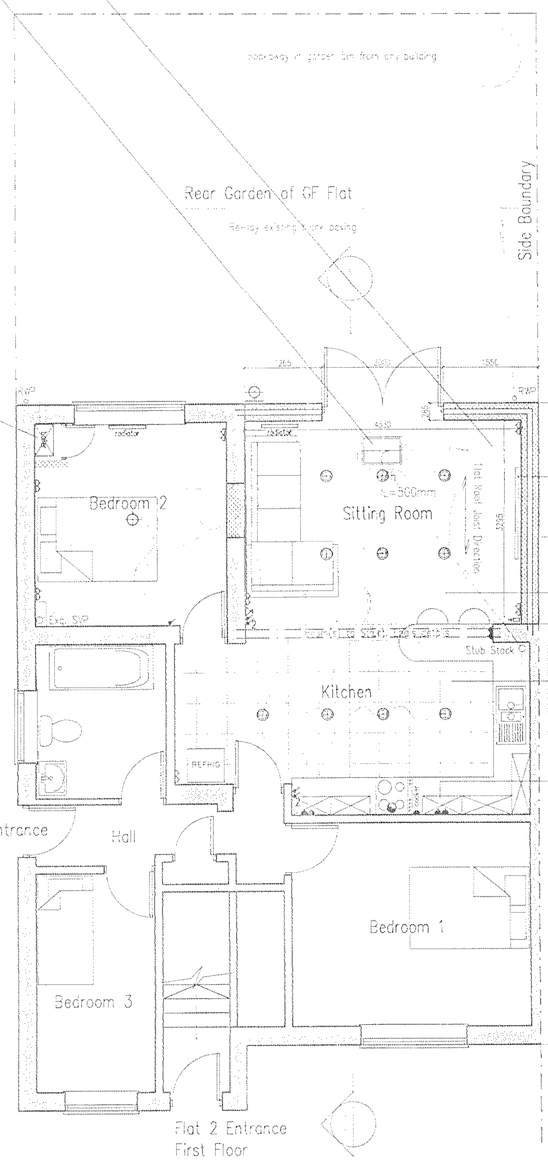

Services Key

- Denotes pull cord
- Denotes light switch (2 way)
- Denotes light switch (timer)
- Denotes telephone
- Denotes television aerial points
- Denotes double socket
- Denotes double socket (floor level)
- Denotes cooker point
- Denotes spur
- Denotes shaver socket incorporating light
- Denotes external water tap
- Denotes wall light
- Denotes ceiling rose
- Denotes spotlight
- Denotes fluorescent tube
- Denotes radiator
- Denotes P.R detector
- Denotes extractor fan
- Denotes smoke detector
- Denotes heat detector
- Denotes meter

LCD TV (wall mounted)

Small brick wall to boundary to be demolished & carted away

Floor finish to Client direction

Floor tiles to Kitchen

Kitchen design by others

Ground Floor Plan

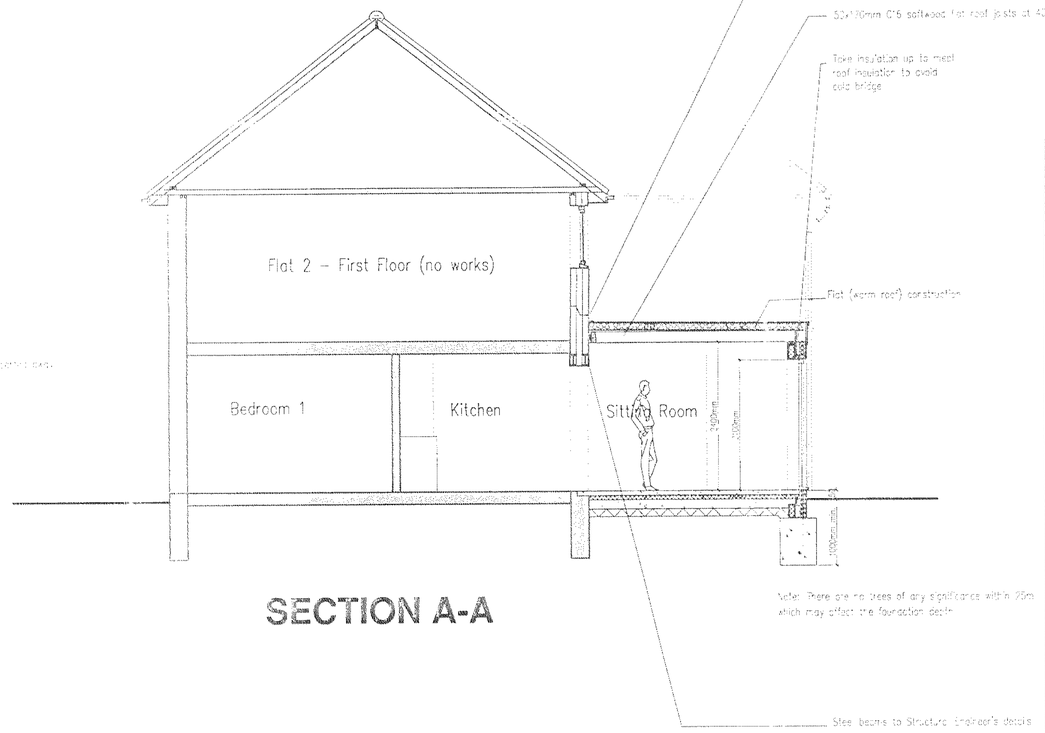

SECTION A-A

1m 2m 3m 4m 5m 6m 7m 8m 9m 10m
1:50 Scale Bar

1m 2m 3m 4m 5m 6m 7m 8m 9m 10m
1:100 Scale Bar

Project:
Proposed
Rear Single Storey Extension
At:
Flat 1. (Ground Floor)
121 Middle Road
Shoreham By Sea
West Sussex

Drawing title:
Plans & Elevations & Section
As Proposed

Client: Mr D. King (Freeholder)

Copyright of:
B.J.W
Architectural & Planning Services
15 West Street
Shoreham By Sea
West Sussex
BN43 5WF
Contact: 07856899101
01273 441009 (after 6pm)
e-mail: benwhitby15@yahoo.co.uk

Scale: 1:100 1:50

Date: 25.3.2009 | Drawn: BJW

Drg. No. 02 | Paper size A1 | Rev'n