For building regulation notes refer to drawing number 1172009 / 02.

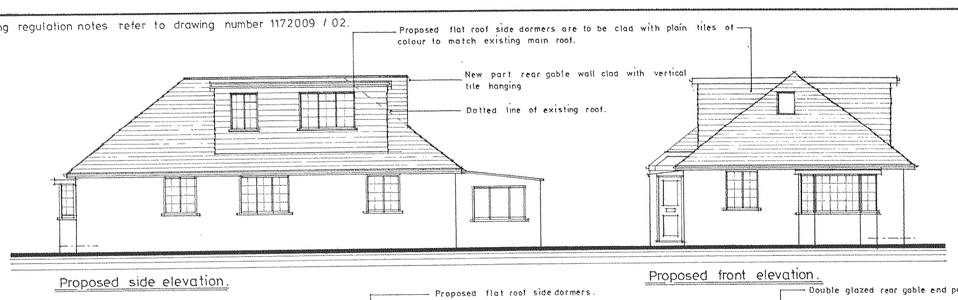

Proposed side elevation.

Proposed front elevation.

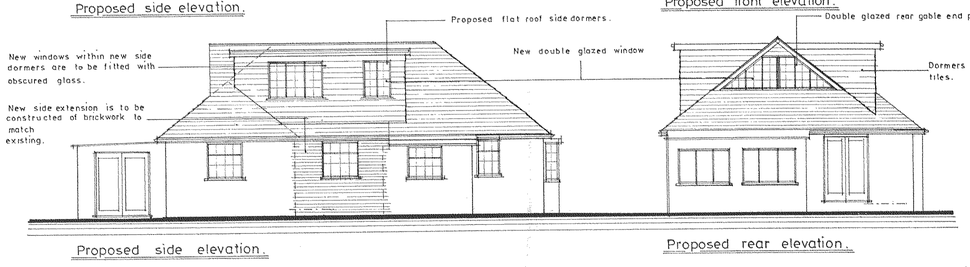

Proposed side elevation.

Proposed rear elevation.

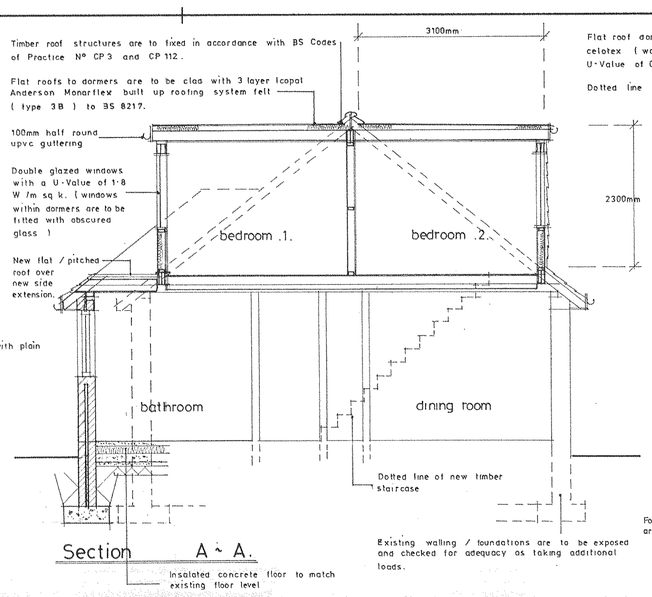

Section A ~ A.

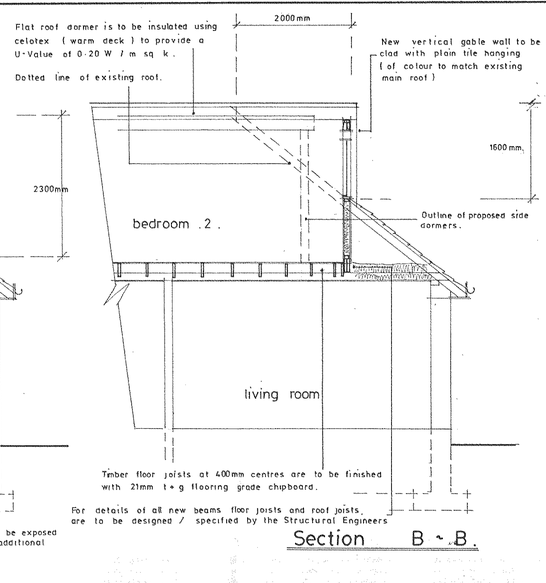

Section B ~ B.

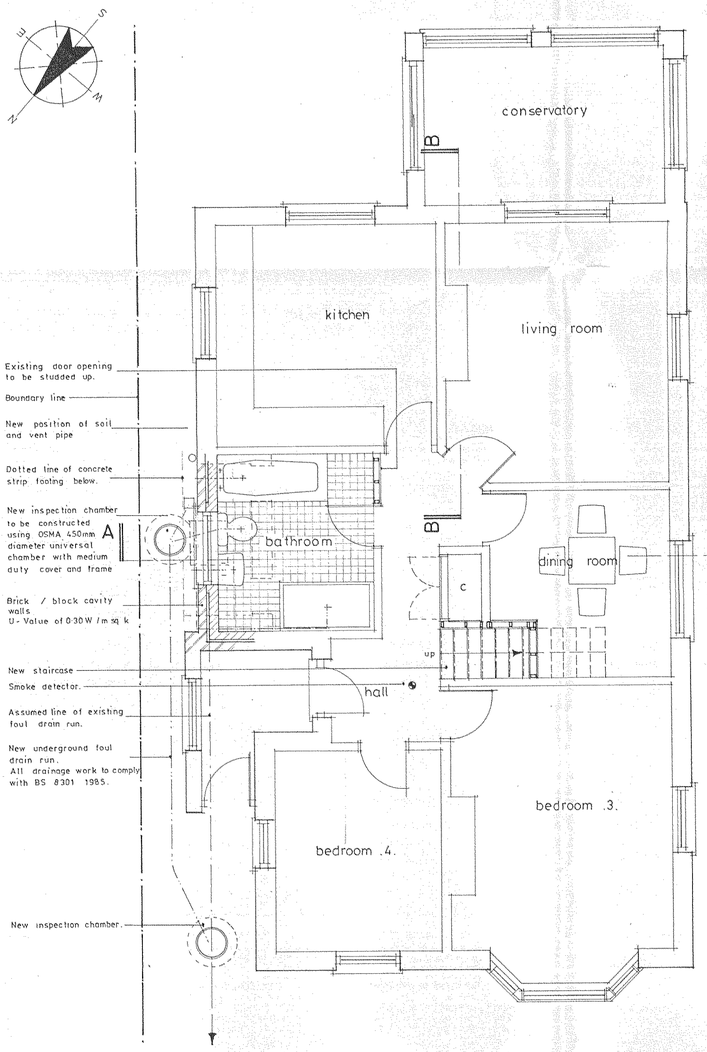

Proposed ground floor plan.

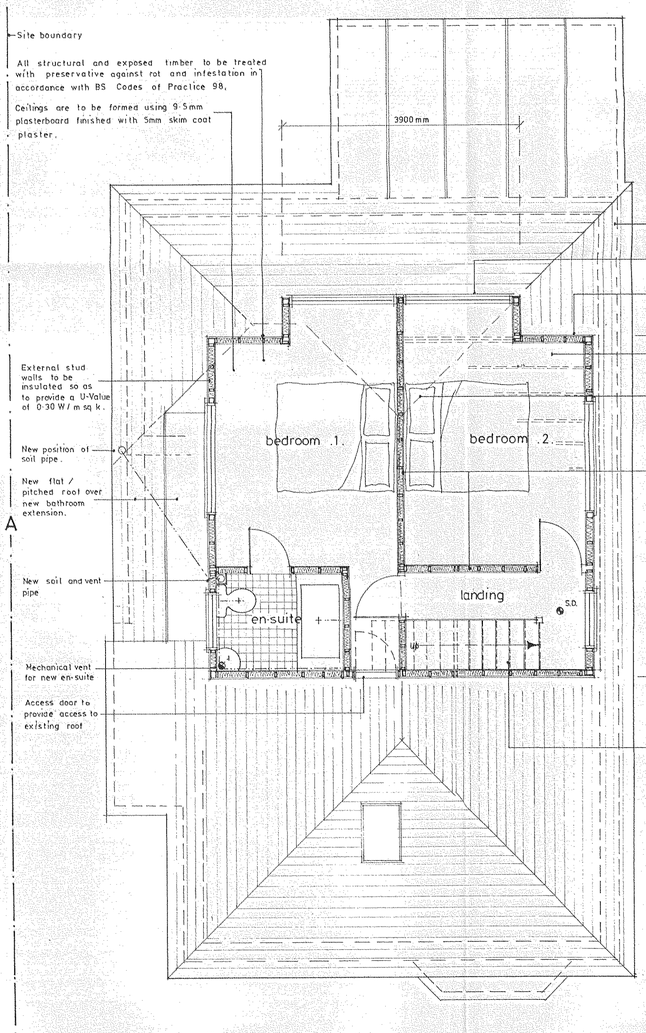

Proposed roof plan.

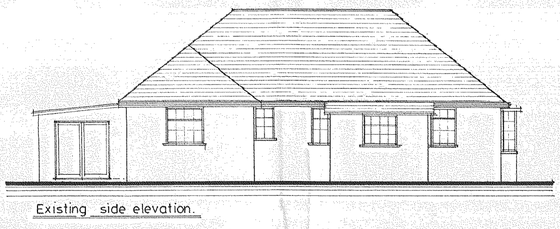

Existing side elevation.

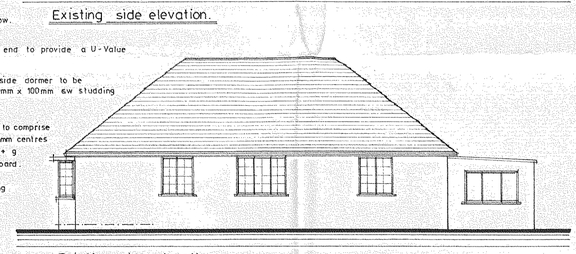

Existing side elevation.

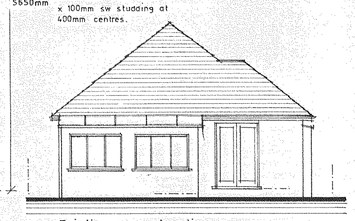

Existing rear elevation.

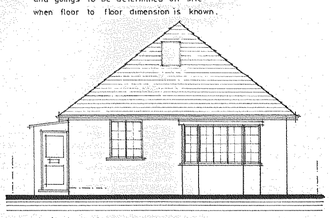

Existing front elevation.

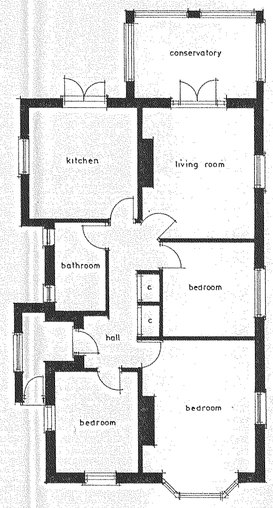

Existing ground floor plan.

Scale 1:1000 0 5 10m

Scale 1:550 0 5 10

NOTES:

All dimensions must be checked on site and not scaled from this drawing.

Roof conversion

Volume calculation Part Rear Gable

3.900m wide x 1.600m high x 2.000m deep = 12.48m cubed divide by 6 = **2.080m cubed**

Volume calculation for flat roof side dormer

3.100m x 2.300m x 5.650m divide by 2 = 20.140m cubed as there are two dormers a total of **40.280m cubed**

The total volume used for the roof conversion is = **42.360m cubed** therefore as it is below 50.000m cubed this development is classed as permitted development.

Please not that to comply with permitted development Rules the windows within the side dormers are to be fitted with obscured glass.

A		
	Date	Revisions

© copyright

SDR Designs

SDR Designs
Architectural & Planning Consultants
14 Batemans Road
Brighton
BN2 6RD
East Sussex
Tel 0790 9968782
Email sdr.designs@hotmail.com

COUNCIL
DIVISION

Client
Mr & ~~Mrs~~ M. Venables.

PLAN No. 06/01301

DATE RECEIVED 3 NOV 2009

Job Title
Proposed roof conversion and side extension.
26, Western Close.
Lancing
West Sussex.
(part rear gable flat roof side dormers with flat / pitched roof side extension)

Drawing Title
Existing / proposed floor plans and elevations.
Proposed sections A ~ A & B ~ B.

Scale
1:50 , 1:100 at A1.

Date
October. 2009.

Drawn by
SW.

Drg. No.
1172009 / 01.

Rev.

594 x 841mm A1