Copyright (c) 2020

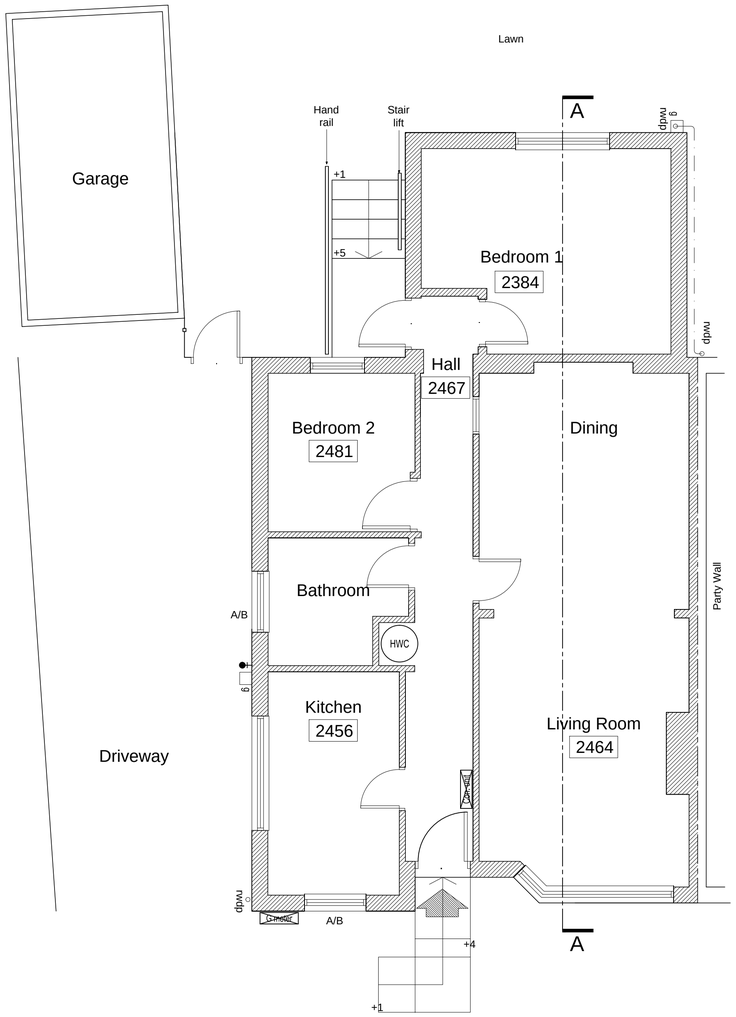

Ground Floor Plan 1:50

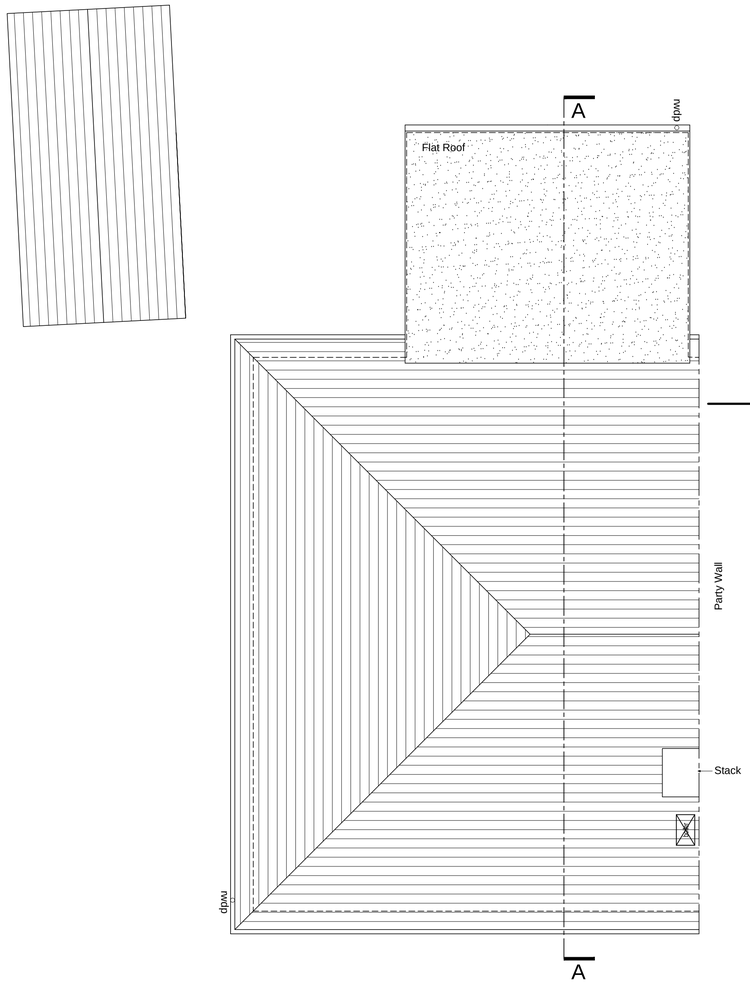

Roof Plan 1:50

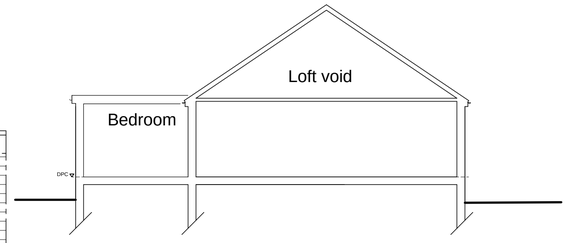

Simple Section A/A 1:100

NOTE:
The contractor is to check all site dimensions and levels before work starts. Report any discrepancies.

This drawing must be read with and checked against all structural and other specialist drawings, specifications and bills of quantities. Report any discrepancies.

The contractor is to comply with all current British Standards and Building Regulations whether or not specifically stated on these drawings.

Existing Loft

1. Rafters: 37 x 90 @ 400 cts.

2. Ceiling joists: 37 x 100 @ 400 cts.

Pitch: 34 degrees

A/B - Air brick

●⊢ - Denotes external water tap

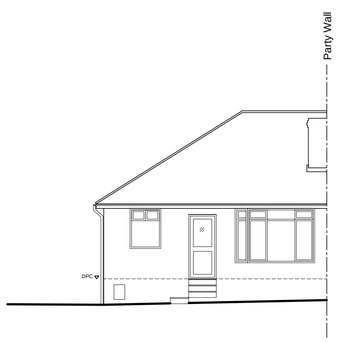

SE Elevation 1:100

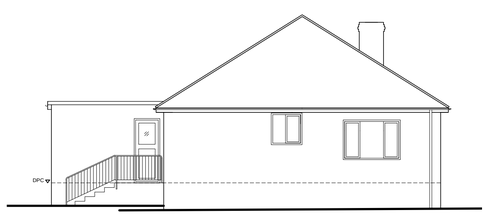

SW Elevation 1:100

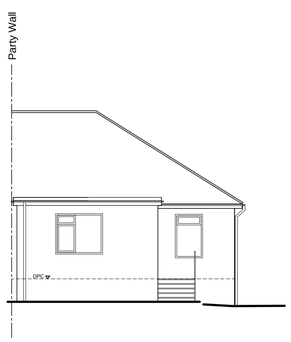

NW Elevation 1:100

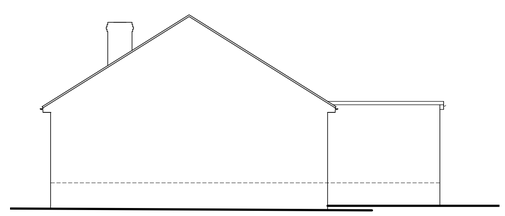

NE Elevation 1:100

About Party Wall

2620 Floor to ceiling spot heights

1m 2m 3m 4m 5m
1:100 Scale Bar

1m 2m 3m 4m 5m
1:50 Scale Bar

EXISTING WALLS

PLANNING STAGE

Rev.	Date	Description	By
-	-	-	

Client
Mr and Mrs Hewitt

Project
Alterations To:
37 Hawkins Crescent
Shoreham-by-sea

Drawing Title
Loft Conversion:
Plans, Elevations and Simple Section as Existing

Copyright (c) 2020 of:
Sussex Architectural Services
Wicket View
Cuckfield Lane
Warninglid
West Sussex
Tel:(01444) 461355
Email: info@sussexarchitecturalservices.co.uk

Scale 1:100, 1:50 @ A1
Date November 2020
Drawn -
Drawing Number **20-111.1 01**