

Existing South Elevation
Scale: 1:00

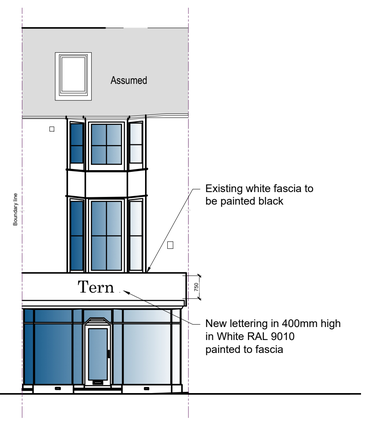

Proposed South Elevation
Scale: 1:00

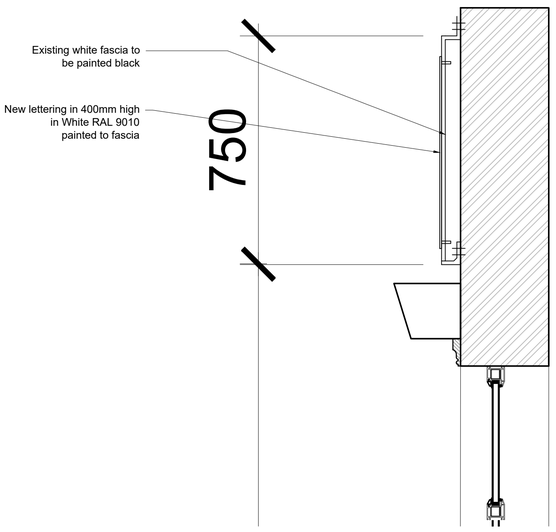

Proposed Section through Sign
Scale: 1:10



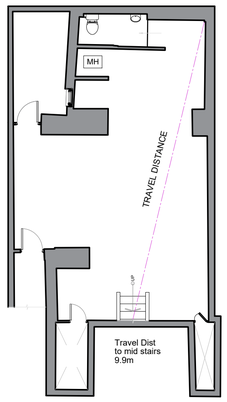

Existing Basement Floor Plan
Scale: 1:50

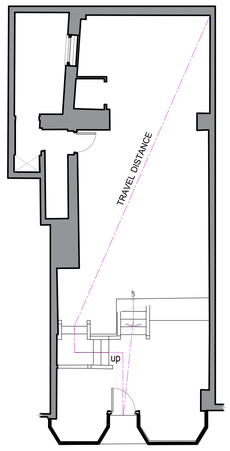

Existing Ground Floor Plan
Scale: 1:00

SITE PHOTOS



To comply with BS 5839-1:2017, a new electronic call point and sign should be provided to indicate a manual fire alarm call point, and the call point should be fitted with a protective cover:
Sign
The sign should feature a symbol of a hand pressing an alarm button, and the text "Fire Alarm Call Point" or "Alarm Call Point".
Call point
The call point should be fitted with a protective cover to reduce the risk of accidental activation. In areas where the call point is at risk of impact from trolleys or other objects, side impact protection should be provided.
Location
The call point should be positioned at a "high" location, typically 1.8–2.2 meters high. It should not be sited where it is likely to be damaged by normal building operations or by trolleys or forklift trucks.
BS 5839-9:2019 is the British Standard that provides guidance on the design, installation, and maintenance of emergency call points and other fire detection and alarm equipment in buildings



Location Plan
Scale: 1:1250

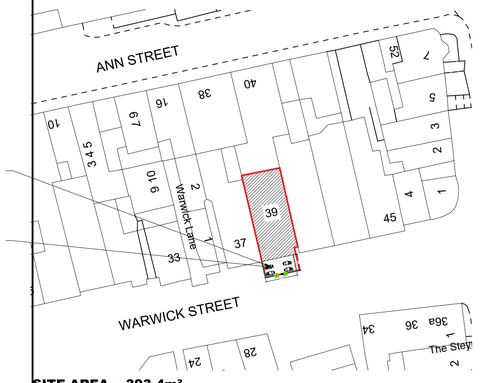

External seating to be retained internally out of operating hours

https://wovenwood.co.uk/ x2 External 60m2 matte black planters to be retained externally out of operating hours

SITE AREA - 393.4m²
Block Plan
Scale: 1:500

FOR APPROVAL

NOTE:

This drawing is to be read in conjunction with the Construction Notes and Structural Engineer's details.

The Contractor is responsible for all setting out and must check levels and dimensions on site before ordering materials or commencing work.

Refer to written dimensions only. Do not scale from drawings, except for the purposes of Planning assessment.

The Architect is to be immediately notified of any omissions or discrepancies.

Building work should not commence until all statutory approvals have been granted, i.e. Planning, Building Control, etc.

If a public sewer is discovered, consent to 'Build-over/Close-to' may be required from the Water Authority.

PARTY WALLS:

Work to Party Walls (including insertion of flashings, beam bearings, etc) are subject to Party Wall agreements with neighbours and are to be arranged by the Client in accordance with the Party Wall Act (i.e. Providing two months written notice)

Direction of Joists
Below ground drainage - Surface Water
Below ground drainage - Foul Water
Discharge pipes
Existing structure
Proposed structure
<1500mm Max Headroom
Insulation
Removed structure
Section line
Section line

FD30	30min Fire Doors
M.O.E.	Means of Escape
O.G.	Obscured Glazing

Emergency Lighting
Fire alarm

Revision	Date:	Details:	Initials:
B	18/02/2026	Planning Amendments	DLS
A	07/10/2025	Planning Amendments	DLS

These drawings and designs are the property of Shear Architectural Design Ltd and must not be copied, retained, or used without prior written consent. © Copyright

SHEAR ARCHITECTURAL
CREATE INSPIRE ENHANCE
Maritime House - 2nd Floor Echo 3 office
Basin Rd N,
Portslade,
Brighton
BN41 1WR
07881 656512
info@sheararchitecturaldesign.co.uk
www.sheararchitecturaldesign.co.uk

PROJECT:
39 Warwick Street,
Worthing
BN11 3DQ
West Sussex

DRAWING TITLE:
Shop Conversion to Restaurant under Class E

NORTH

DATE:	11/08/2025
SCALE:	Various @ A1
DRAWN:	DS
CHECKED:	-
SHEET	OF

PROJECT NUMBER:	DRAWING NUMBER:	REVISION:
25/042	SY1	B

METERS @ 1:50 | METERS @ 1:100 | METERS @ 1:200 | METERS @ 1:500 | METERS @ 1:1250