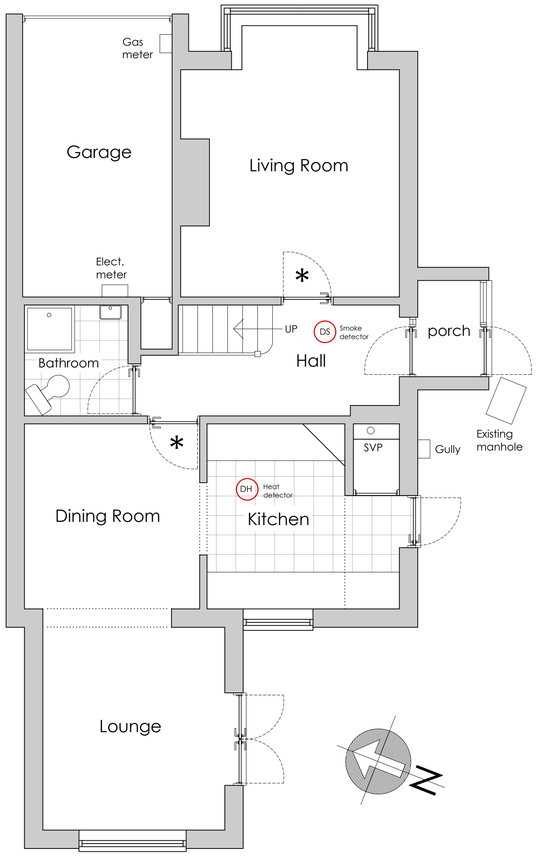


## PROPOSED GROUND FLOOR PLAN 1:50

0m 1m 2m

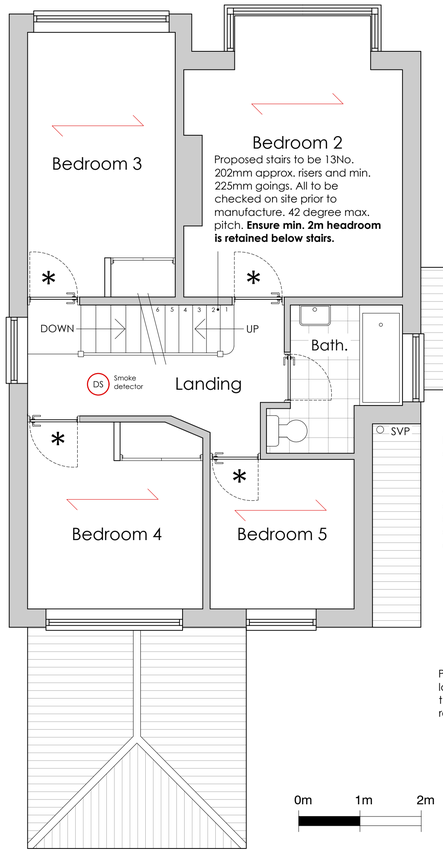


Dotted line indicates height of approx. 1.8m at this point

Existing chimney to be carefully removed and capped

Proposed side dormer facing north (20m3) to be clad with a brown composite board match colour of existing roof

Proposed gable ladder to provide the shape of the roof at rear

0m 1m 2m

## PROPOSED FIRST FLOOR PLAN 1:50

NOTE: All side windows to include obscure glazing and to be fixed up to a height of 1.7m above floor level (ie openable fanlights only). Front and rear glazing to be clear.

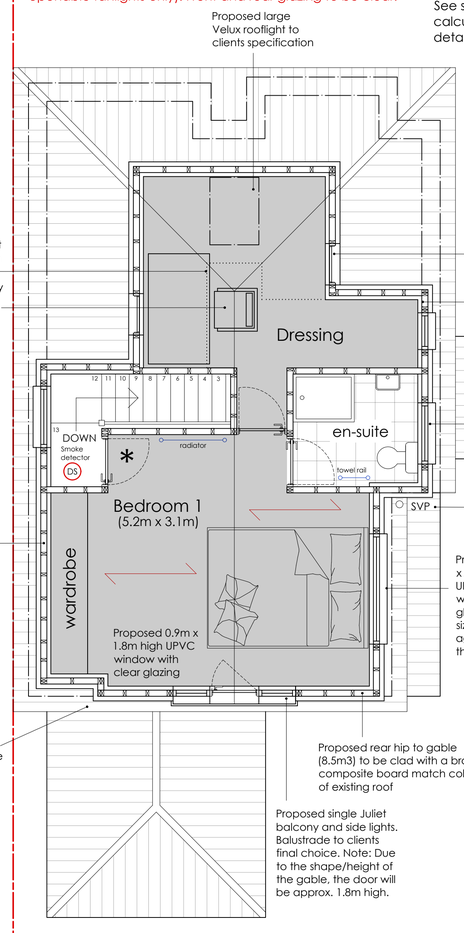


## PROPOSED SECOND FLOOR PLAN 1:50

0m 1m 2m

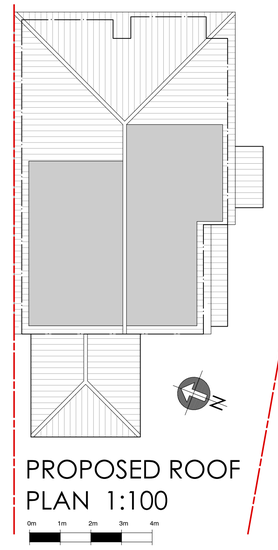


## PROPOSED ROOF PLAN 1:100

0m 1m 2m 3m 4m

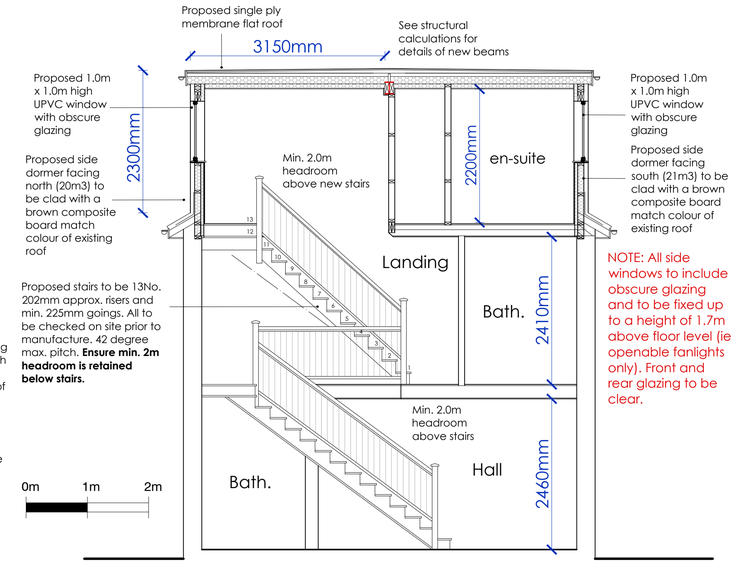


NOTE: All side windows to include obscure glazing and to be fixed up to a height of 1.7m above floor level (ie openable fanlights only). Front and rear glazing to be clear.

## PROPOSED SECTION A 1:50

**PERMITTED DEVELOPMENT:**

**PROPOSED LOFT CONVERSION**

1. Total volume of dormer and roof extension to be **49m3**. Not to exceed 50m3.
2. All materials to match existing appearance and colour of the original house.
3. No part of roof to exceed the ridge height.
4. Rooflights not to protrude more than 150mm.
5. Min. 200mm of eaves to remain.
6. All side windows to include obscure glazing and to be fixed up to a height of 1.7m about floor level.
7. No part of the work to cross the boundary line.

# 102 PENHILL ROAD, LANCING




## PROPOSED WEST ELEVATION 1:100




## PROPOSED EAST ELEVATION 1:100

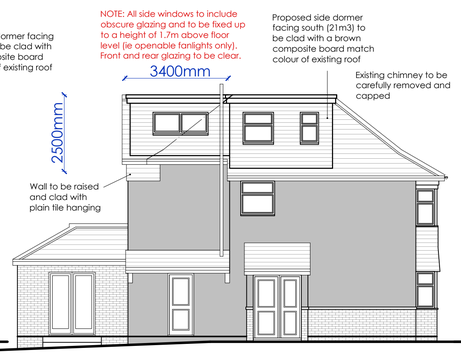


## PROPOSED SOUTH ELEVATION 1:100

0m 1m 2m 3m 4m

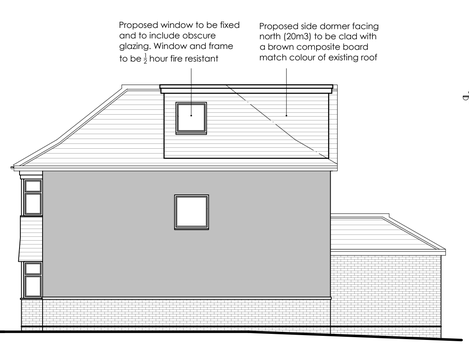


## PROPOSED NORTH ELEVATION 1:100

0m 1m 2m 3m 4m

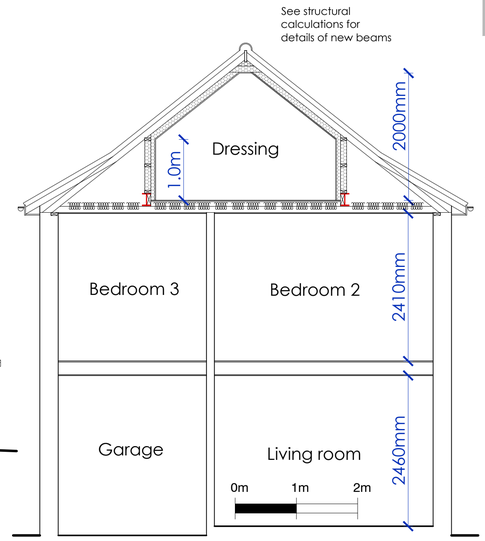


## PROPOSED SECTION B 1:50

carl moore
architectural design

18 Parklands Avenue
Goring-By-Sea
West Sussex BN12 4NH

01903 533276
carl@cm-arch.co.uk

| | |
|---|---|
| Address of Works: | 102 Penhill Road<br>LANCING<br>BN15 8HG |
| Drawing Title: | PROPOSED LOFT CONVERSION |
| Paper Size/ Scale: | A1 |
| Date: | OCT. 2025 |
| Drawing Number: | AD-255-02 |
| Revision: | Revision |

General Notes:

1: Do not scale from these drawings (unless for planning purposes).
2: Drawings to be read in conjunction with the structural calculations and the building notes provided.
3: The client/ contractor is advised to read the separate notes and the details provided in the structural calculations regarding the CDM regulations.
4: The property owner is reminded to serve a Party Wall Notice on any adjoining owner should they need to do so under the requirements of the Party Wall Act 1996.
5: No work should be undertaken until all consents (Planning and Building Control) have been received and approved in writing. Any work undertaken without consent is done so at the clients risk.
6: All dimensions to be checked on site prior to ordering any materials, kitchens or bathrooms.
7: All existing foundations and lintels taking any additional loads are to be exposed and agreed with the Building Control Officer.