

Proposed South/West Elevation
Scale 1:100 @A1 / 1:200@A3

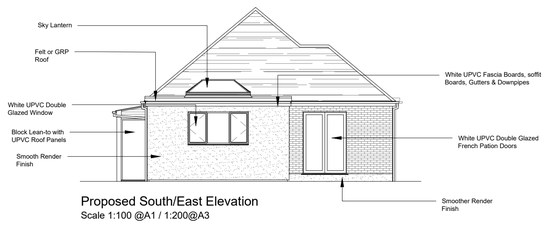

Proposed South/East Elevation
Scale 1:100 @A1 / 1:200@A3



Proposed Section A-A
Scale 1:50 @A1 / 1:100@A3

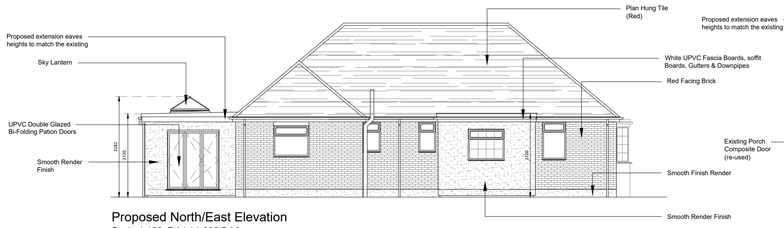

Proposed North/East Elevation
Scale 1:100 @A1 / 1:200@A3



Proposed North/West Elevation
Scale 1:100 @A1 / 1:200@A3

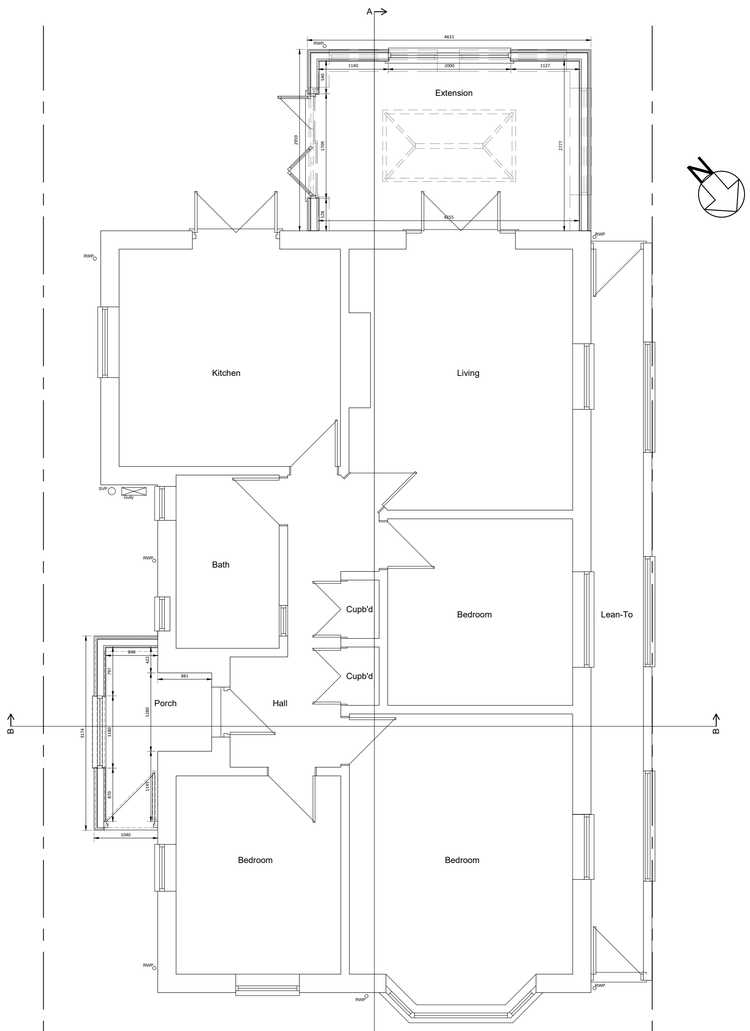

Proposed Ground Floor Plan
Scale 1:50 @A1 / 1:100@A3



Proposed Roof Plan
Scale 1:50 @A1 / 1:100@A3

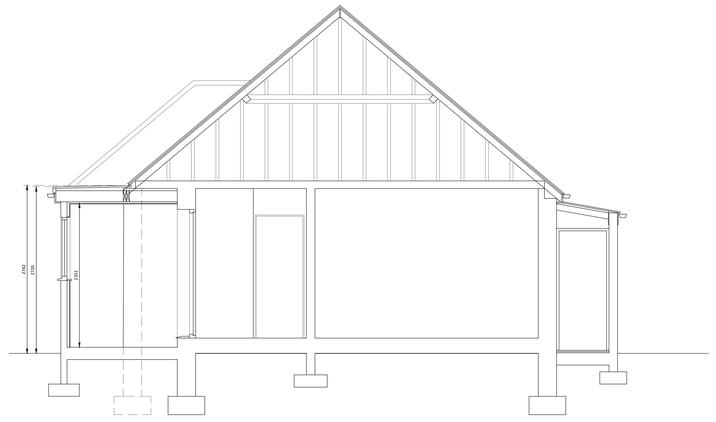

Proposed Section B-B
Scale 1:50 @A1 / 1:100@A3

1:200
0 5 10 15 20
Scale in Meters

1:100
0 2.5 5 7.5 10
Scale in Meters

1:50
0 1 2 3 4 5 6 7 8 9 10
Scale in Meters

Arki-Tec Plans
Online Architectural Services

Client: Charlie Fox
Project: 26 Westren Close, Lancing (extensions)
Drawing Title: LDC Proposed Floor Plans, Elavations & Sections
Drawn By: RDS
Date: 01.03.2021
Drawing Scale: Varies @ A1/A3
DWG No.: 2021/0006-02
Rev.: A

This drawing remains the property of and is issued on condition that it is not disclosed or copied in part or whole to any other unauthorised person without the prior consent of Arki-Tec Plans.