0226/14
20 FEB 2014

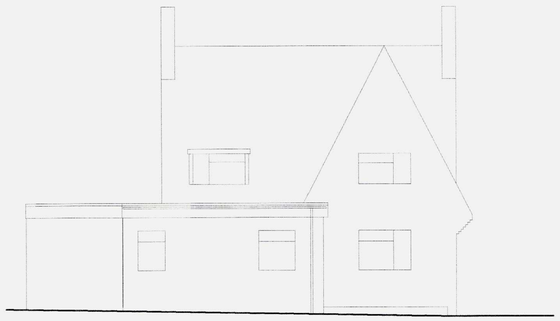

EXISTING WEST ELEVATION 1:100

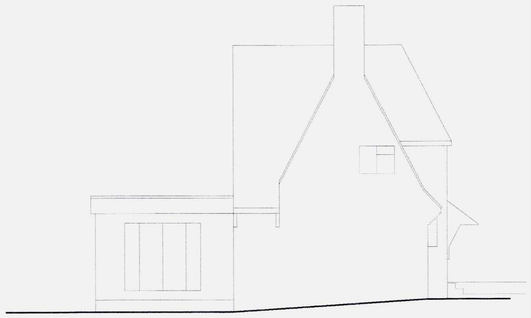

EXISTNG SOUTH ELEVATION 1:100

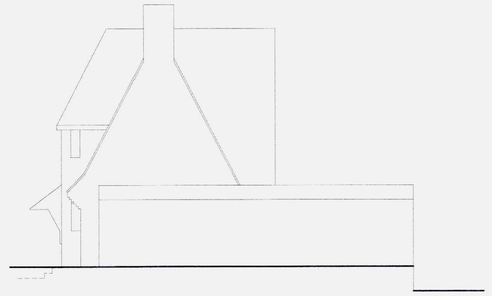

EXISTING NORTH ELEVATION 1:100





Scale Bar 1:100

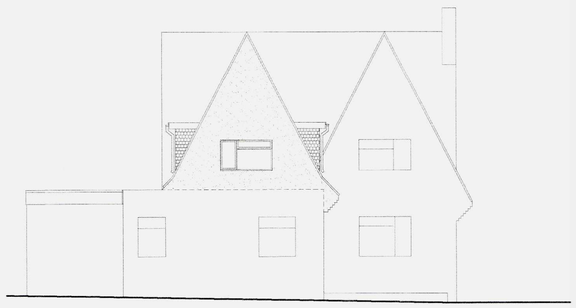

PROPOSED WEST ELEVATION 1:100

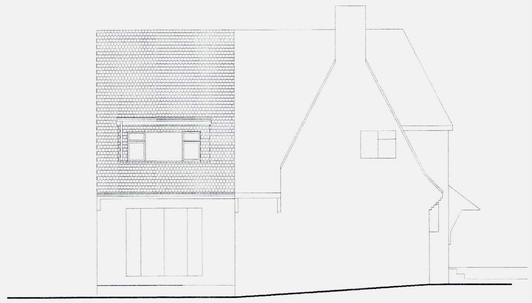

PROPOSED SOUTH ELEVATION 1:100

New windows with obscured glass & unopenable below 1700 above FFL

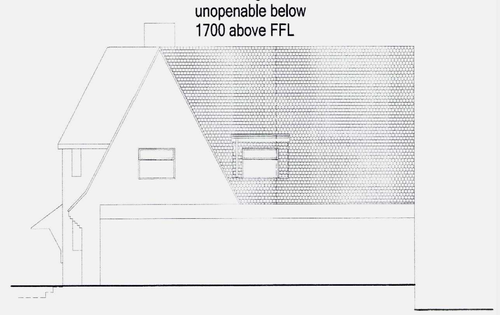

PROPOSED NORTH ELEVATION 1:100



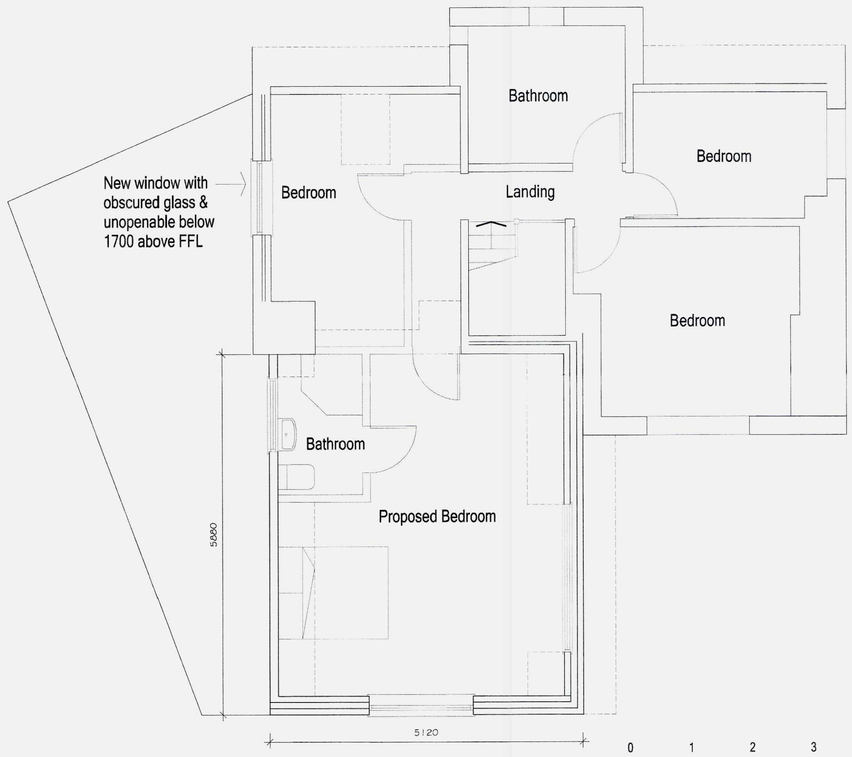

PROPOSED FIRST FLOOR PLAN 1:50

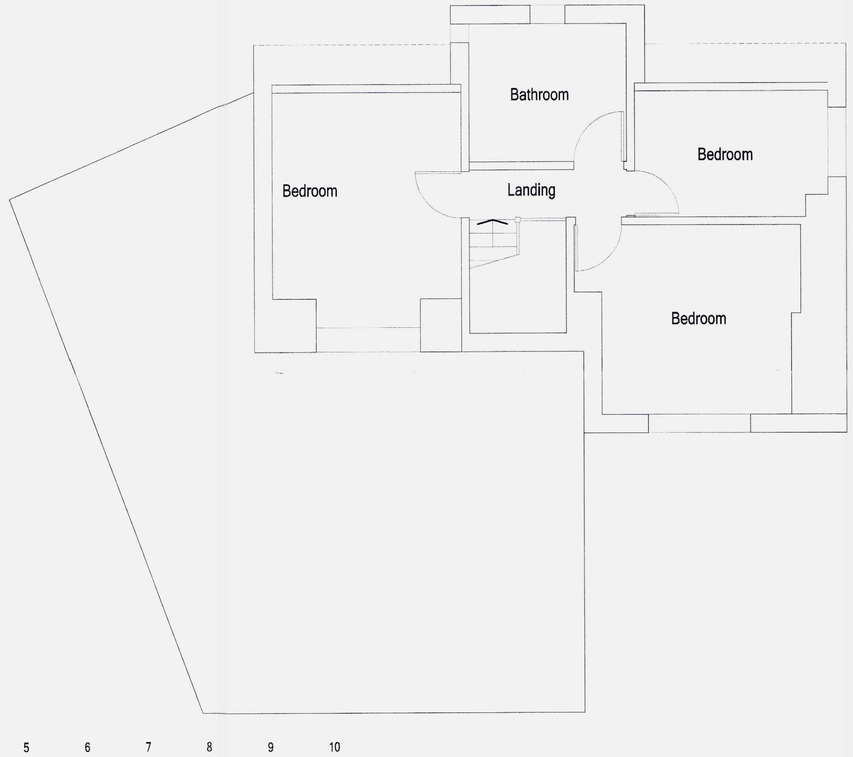

EXISTING FIRST FLOOR PLAN 1:50



Scale Bar 1:50

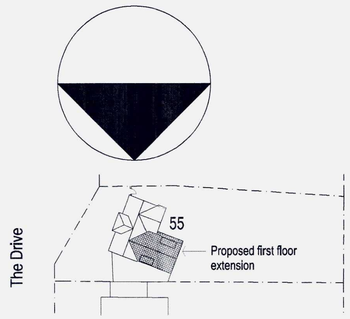

BLOCK PLAN 1:500

GENERAL

This drawing to be read in conjunction with Construction Notes ref:- CN **** & structural engineers design details.
Contractor to verify all dimensions and angles etc on site prior to work commencing.
Staircase dimensions where applicable to be checked on site prior to manufacture.
All parts of structure that are inaccessible including underground and lintols have not been inspected and may need to be exposed where required by structural engineer or building control for suitability where taking additional loads.
All services including electrical,plumbing & heating etc to clients instructions.

The client is reminded of his obligations under the Construction Design & Management Regulations 2007 particularly the to appoint a Health & Safety CDM Co-ordinator where required to do so under the regulations.

The property owner is reminded of the requirement to serve a Party Structure Notice on any adjoining property owner should they need to do so under the requirements of the Party Wall etc Act 1996

ARW Design

DRAWING NO: 3370/2	REVISION: O
DRAWING TITLE: EXISTING & PROPOSED ELEVATIONS, PROPOSED GROUND FLOOR PLAN & SECTION	SCALE: AS NOTED @ paper size A1
CLIENT: Mr & Mrs DRAKEFORD	DATE: JANUARY 2014
PROJECT: FIRST FLOOR REAR EXTENSION	DRAWN: ARW
LOCATION: 55, THE DRIVE, SHOREHAM, BN43 5GD	

ARW Design 89, SOUTH STREET, TARRING, WORTHING, WEST SUSSEX, BN14 7ND. T: +44(0)1903234197 M: +44(0)7771851222 E: Arweeden1@aol.com

THIS DRAWING REMAINS THE COPYRIGHT OF ARW Design & SHALL NOT BE COPIED IN ANY FORMAT WITHOUT SPECIFIC APPROVAL IN WRITING