

EXISTING SOUTH, EAST, NORTH & WEST ELEVATIONS 1:100

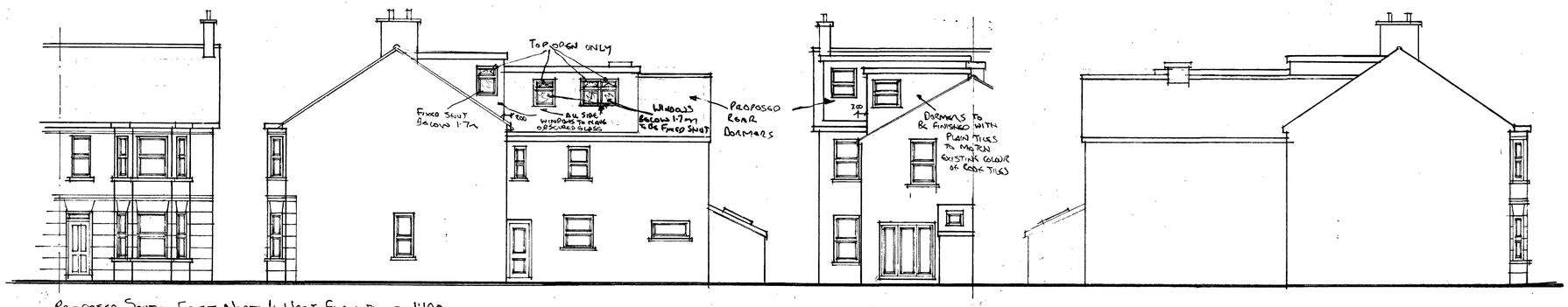

PROPOSED SOUTH, EAST, NORTH & WEST ELEVATIONS 1:100

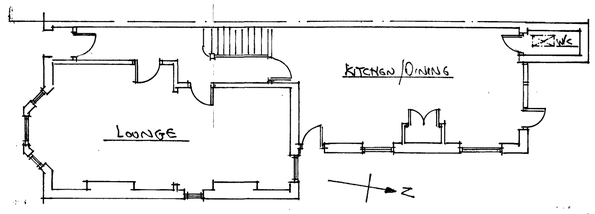

EXISTING GROUND FLOOR PLAN 1:100

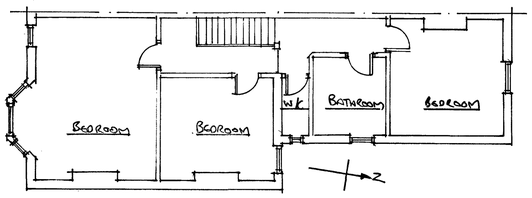

EXISTING FIRST FLOOR PLAN 1:100

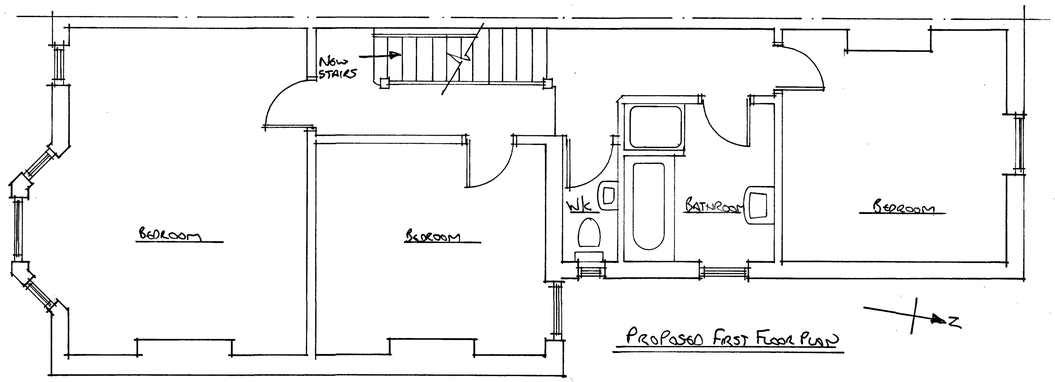

PROPOSED FIRST FLOOR PLAN

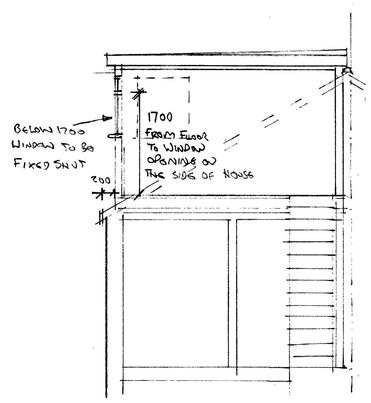

PROPOSED SECTION A-A 1:50

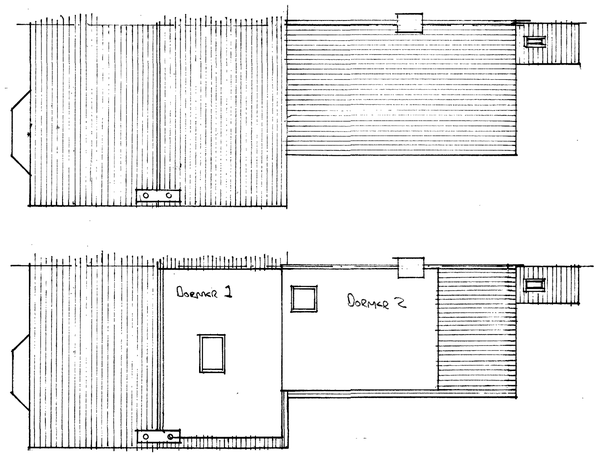

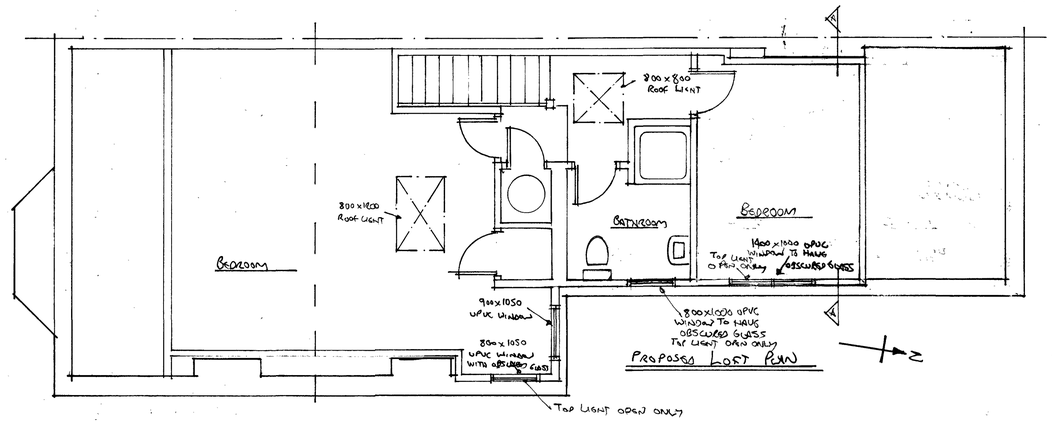

PROPOSED LOFT PLAN

1:500	.5m	.10	.15	.20	.25	.30m	SCALE BAR				
1:100	1m	.2	.3	.4	.5m	.6	.7	.8	.9	10m	
1:50	1m	.2	.3	.4	.5	.6	.7	.8m			

VOLUME CALCULATION FOR REAR DORMERS

DORMER 1

HEIGHT 2.6m x DEPTH 3.8 x 0.5 = 4.36 x LENGTH 5.4m = 24.62 m³

DORMER 2

HEIGHT 2.5 x DEPTH 3.8m x 0.5 = 4.75 x LENGTH 5.0m = 23.75 m³

TOTAL = 48.37m³

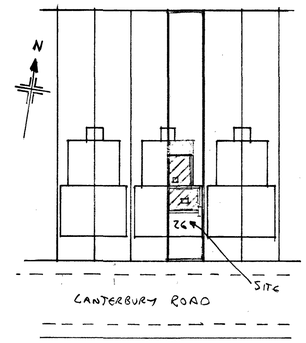

BLOCK PLAN 1:500

all to plan

Loft Conversion Design

REV A REVISED FOR PERMITTED DEVELOPMENT

DRAWING TITLE

PROPOSED LOFT CONVERSION
AT 26 CANTERBURY ROAD
WORTHING BN13 1AE
FOR MR DAVID CROSBY

SCALE 1:50 1:100 1:500	
DATE 30/7/2025	DRAWN BY Jim James
DRG Nº 156/2025/A	PAPER SIZE A1